



rendl
light
studio

LIGHTING CATALOGUE

2024



CONTENT

EXPLANATORY NOTES	4-5
PENDANT LAMPS	6-87
CEILING LAMPS	88-175
WALL LAMPS	176-265
SPOTLIGHTS	266-317
TABLE LAMPS	318-347
FLOOR LAMPS	348-371
RECESSED LAMPS	372-481
3-CIRCUIT TRACK SYSTEMS	482-531
1-CIRCUIT TRACK SYSTEMS	532-555
LED-STRIPS	556-565
SHADES AND ACCESSORIES	566-619
OUTDOOR LIGHTING	620-725
LIGHT SOURCES	726-743
LAMP ACCESSORIES	744-751
ALPHABETICAL INDEX OF LIGHTS	752-755
INDEX	756-759

EXPLANATORY NOTES



NAME

Description

PRODUCT

230 V/350 mA LED... technical information

ARTICLE ID color / material

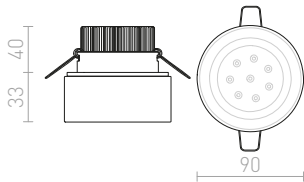
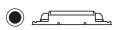
PRICE ➔



↑ 50

● Ø40

● LED



- Is included
- Is NOT included
- ↑ depth required (in mm)
- diameter of round-shaped hole (in mm)
- ▣ size of square-shaped (in mm)
- ∩^{20°} tilt angle
- ∩^{90°} rotation angle
- 44 size (in mm)
- NEW novelty
- % products with reduced price
- ➔ discontinued, clearance stock

The specified luminous flux values are nominal values generated by the light source. The luminous flux will be lower due to the loss caused by the optical part of the fixture.

The specified values of power consumption are nominal values of consumption by the light source. The total power consumption for the fixture will be increased due to loss caused by the ballast.

The manufacturer reserves the right to make changes to the parameters of individual products during the validity of the catalogue.

% and ➔ – products are in limited quantity and their availability is not guaranteed throughout the validity of the catalogue.

EXTENDED WARRANTY

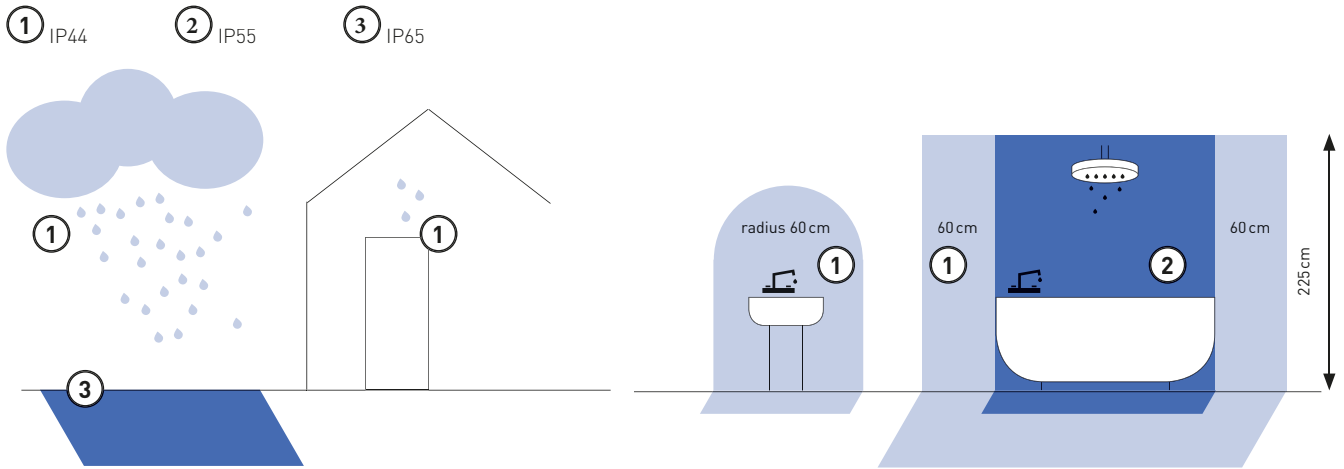
The standard warranty that all customers are eligible for is 2 years. For larger project, an individual warranty can be negotiated. Certain variables will need to be considered, such as product type, quantities and requested length of warranty. Contact us for more information and a quotation.

EXCLUSION OF LIABILITY

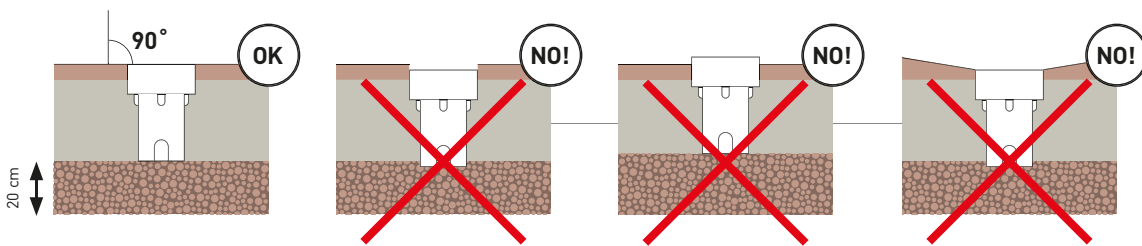
We reserve the right to change any information without prior notice. We are not responsible for any printing errors that may occur. Always make sure you have the latest edition.

When using other light sources or accessories than those recommended by us, we cannot guarantee the functionality of the lamp.

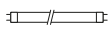
IP REQUIREMENTS



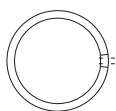
RECESSED OUTDOOR LIGHT INSTALLATION



LED integrated



T5 fluorescent tube



2GX13 fluorescent tube



G11841

Recommended light source, more information in the Light sources category.



Non-dimmable driver.



dimmable

Dimmable TRIAC driver.



dimmability optional

For an extra cost, the light can be supplied with a dimmable driver.



G13002

Recommended transformer, more information in the Accessories category.



Toggle switch



Touch switch with dimmer



Switch on cable



Push button switch



Pull switch



Rocker switch



Touch switch



Rotary switch



PIR

PIR sensor, infrared motion detector.



MW

MW sensor, microwave motion sensor.



1800K → 3000K
DIMM TO WARM

DIM TO WARM, colour temperature control.



PENDANT LAMPS

DECORATIVE	14-31
MULTIPLE	32-33
GLASS	34-51
ADJUSTABLE	52-57
METAL	58-73
ROUND, TECHNICAL	74-77
ANGULAR, TECHNICAL	78-81
OBLONG	82-85
INDUSTRIAL	86-87

PENDANTS DECORATIVE



FLORIDA
14-15



HEIDI
14-15



RADICAL
14-15

14-31



ELLA
14-15



CAMINO
16-17



BURTON
16-17



ILUSIA
16-17



JACK RC
16-17



ESME 76
18-19



NANCY III
18-19



TUTTI
18-19



FRUTTI
18-19



ENCOMBRE
20-21



CONFETTI
20-21



COCO
20-21



ZALA
22-23



RARA
22-23



EZRA 40
22-23



CLANK
22-23



BUCKY 40
24-25



VESCO
24-25



JAMAICA 34
24-25



POLLOCK
24-25



ESPLANADE
26-27



ICAR
26-27



CHOUPEPTE
26-27



AMICI
26-27



FIATLUX 41/24
28-29



FANCY 35/25
28-29



FANCY 50/30
28-29



GLAMOUR 35/20
28-29



LALO 55
30-31



LALO 40
30-31



LOPE 80
30-31



AINO 40
30-31

**PENDANTS
MULTIPLE**

32-33



ASTRAL
32-33



ASTROMET VII
32-33



CINDY VI
32-33

**PENDANTS
GLASS**

34-51



BEAU MONDE 25
34-35



BEAU MONDE 30
34-35



BEAU MONDE 35
34-35



LUNA 20
36-37



LUNA 25
36-37



LUNA 30
36-37



BOLLY 17
36-37



LUNEA 30
38-39



LUNEA 40
38-39



LUNEA 50
38-39



JULIETTA 16
40-41



JULIETTA 31
40-41



BABU NEW 22
40-41



BELLINI L E14
42-43



BELLINI M LED
42-43



AZRIA
42-43



CORONA
42-43



PULIRE CON
44-45



PULIRE RD
44-45



COROA NEW 28
44-45



SANSSOUCI I
46-47



SANSSOUCI I
46-47



GARNISH
46-47



EIGHT
46-47



TOMBA
46-47



ESTRA V
48-49



ESTRA I
48-49



GIFT I
48-49



DADOS NEW
50-51



LIZ NEW
50-51



DADOS III 60
50-51



DADOS III 80
50-51



LIZ III 60
50-51



LIZ III 80
50-51

PENDANTS ADJUSTABLE



BROADWAY
52-53



LEVITA
52-53



BROADWAY
54-55



MADISON C
54-55



LOYD LED I
56-57



LOYD E27 I
56-57



LOYD E27 III
56-57

PENDANTS
METAL

58-73



GIULIA 12
58-59



GIULIA 20
58-59



GIULIA 40
58-59



MAVRO
60-61



RIGA 28
60-61



STIG
60-61



BOGARD
62-63



BELENOS
62-63



OPTIMUS
62-63



AGNETA
64-65



COPA
64-65



DESTY I
64-65



ARAQ
64-65



ASTON 28
66-67



ASTON 30
66-67



BLONDIE 25
66-67



MARGO
66-67



MONROE 30
68-69



MONROE 40
68-69



SINTR A 40
68-69



SINTR A 30
68-69



BABADES I
70-71



BABADES IV
70-71



CARISSIMA 25
70-71



CARISSIMA 40
70-71



GOLDIE 36
72-73



GOLDIE 46
72-73



MERYLYN 48
72-73

PENDANTS ROUND, TECHNICAL

74-77



MEZZO 40
74-75



MEZZO 60
74-75



MEZZO 40/60
74-75



MEZZO 80
74-75



MEZZO 80
74-75



MONETA
76-77



LARISA R 30
76-77



CASSABLANCA 40
76-77



ASTERI
76-77

PENDANTS ANGULAR, TECHNICAL

78-81



MENSA SQ 48
78-79



MENSA RC
78-79



LARISA SQ 30
78-79



STRUCTURAL LED 20x20
80-81



STRUCTURAL LED 40x40
80-81



STRUCTURAL LED 55x55
80-81

PENDANTS OBLONG



PESANTE 35
82-83



PESANTE 75
82-83



TRIDENT PRO 120
84-85

82-85



TRIDENT PRO 150
84-85



TRIDENT PRO
84-85

PENDANTS INDUSTRIAL



MEGALOS PRO 26
86-87



MEGALOS PRO 30
86-87



MEGALOS PRO 35
86-87

86-87



ELLA

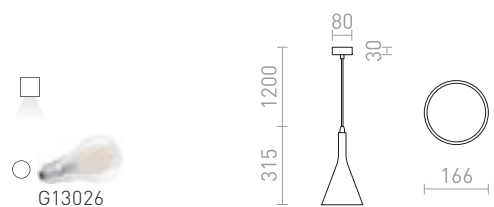
Plaster pendant for E27 LED light sources with a ceiling base of white lacquered metal. The surface can be colored with interior paint.

ELLA PENDANT

230 V LED E27 15 W

R13788 plaster

€ 120





FLORIDA

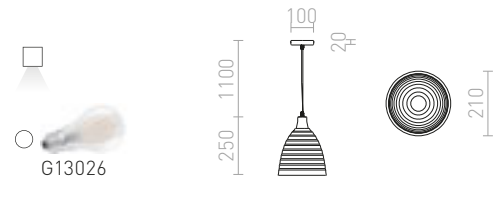
Textured ceramic pendant for E27 light sources.

FLORIDA PENDANT

230 V E27 28 W

R13298 ceramic

€ 98



RADICAL

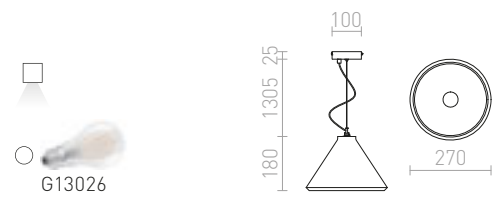
Solid concrete pendant suspended on a wire which is separated from the cable. For E27 light sources.

RADICAL PENDANT

230 V E27 28 W

R12416 concrete

€ 158



HEIDI

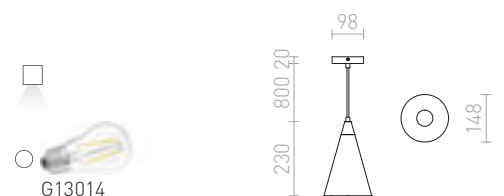
Cone-shaped concrete pendant with a wooden top and E27 socket.

HEIDI PENDANT

230 V E27 28 W

R12380 concrete/wood

€ 98





ILUSIA

Pendant with a wire shade and textile cable for E27 light sources.

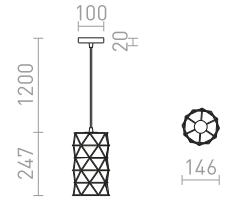
ILUSIA PENDANT

230 V E27 42 W

R13892 black

€ 68

NEW



BURTON

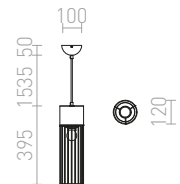
Concrete pendant with a metal wire shade for E27 light sources.

BURTON PENDANT

230 V E27 42 W

R12931 concrete

€ 88



JACK

Plaster pendant with GU10 socket and ceiling base of white lacquered metal. The surface can be colored with interior paint.

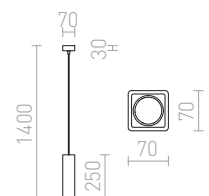

JACK RC PENDANT

230 V GU10 35 W

R11676 plaster

€ 68

%





CAMINO

Cylindrical pendant for E27 light sources. Each shade has its unique pattern.

CAMINO PENDANT

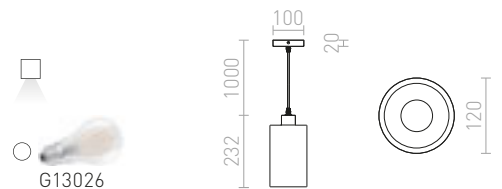
230 V E27 28 W

R13296 terrazzo decor

€ 88

R13297 cement

€ 88





TUTTI

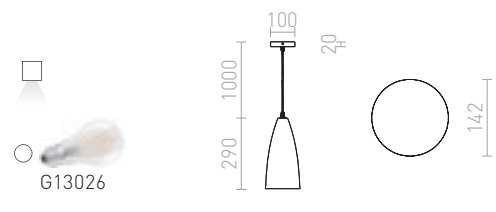
Pendant with a conical shade and E27 socket for downward illumination.

TUTTI PENDANT

230 V E27 15 W

R13289 orange/ceramic

€ 58 →



FRUTTI

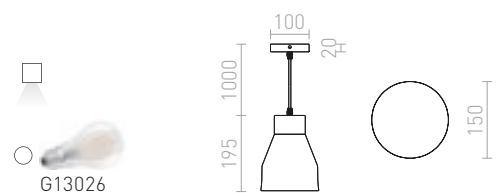
Ceramic pendant for E27 light sources.

FRUTTI PENDANT

230 V E27 28 W

R13290 green/ceramic

€ 48 →





NANCY

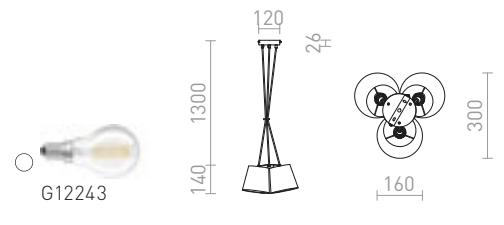
Pendant with one base and three textile shades, for three E14 light sources.

NANCY III PENDANT

230 V E14 3x11 W

R13345 white/red

€ 48 %



ESME

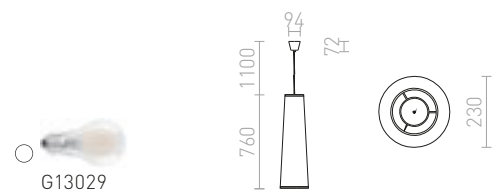
Pendant with a white oblong conical shade, and an orange-colored inside.

ESME 76 PENDANT

230 V E27 28 W

R13276 white/orange

€ 68 %





ENCOMBRE

Decorative pendant with layers of folded plastic scales, available in three different colours. This item is delivered unassembled.

ENCOMBRE PENDANT

230 V E27 42 W

R12381 white PVC


€ 138

R12382 chrome foil

€ 158

R12383 copper foil

€ 178



COCO

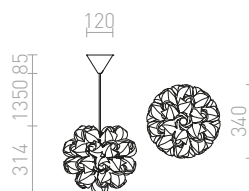
Decorative pendant made of plastic elements with a rose bud design. This item is delivered unassembled.

COCO PENDANT

230 V E27 28 W

R12384 white PVC

€ 220





CONFETTI

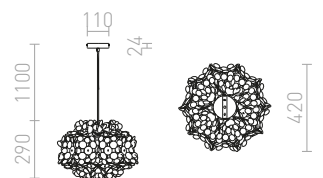

Playful light with layers of large sequins made of chrome-colored foil. This item is delivered unassembled.

CONFETTI PENDANT

230 V E27 28 W

R13285 chrome foil

€ 88





ZALA

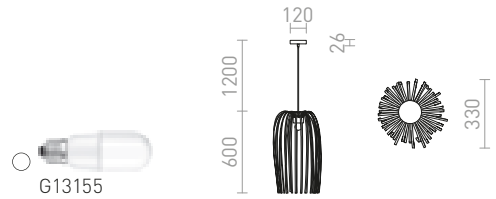
Pendant of decorative plastic strips. This item is delivered unassembled.

ZALA PENDANT

230 V E27 15 W

R13315 white PVC/black

€ 48 %



RARA

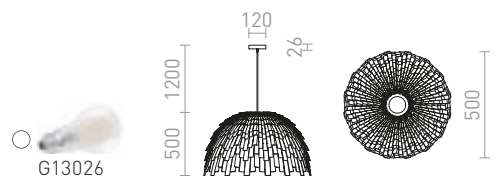
Pendant of decorative plastic strips. This item comes delivered unassembled.

RARA PENDANT

230 V E27 15 W

R13316 white PVC/black

€ 48 %





CLANK

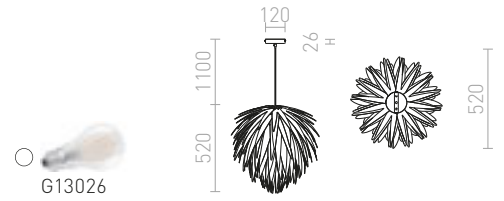
Pendant of decorative plastic strips. This item is delivered unassembled.

CLANK PENDANT

230 V E27 15 W

R13321 white PVC/black

€ 68 %



EZRA

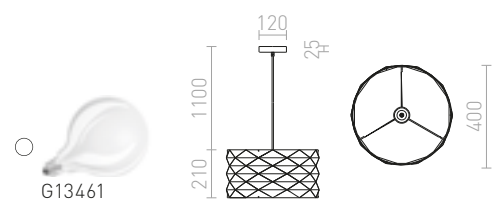
Round plastic pendant shade with a decorative texture. This item is delivered unassembled.

EZRA 40 PENDANT

230 V E27 15 W

R13319 white PVC/grey

€ 48 %





JAMAICA

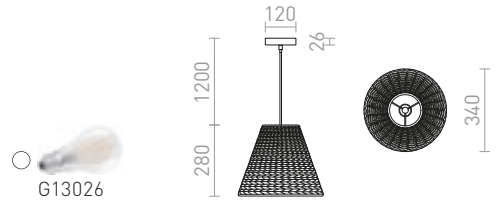
Pendant lamp with a wicker shade of natural material that has a conical shape.

JAMAICA 34 PENDANT

230 V E27 15 W

R13397 natural

€ 78 →



POLLOCK

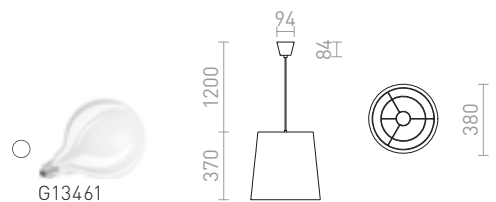
Textile pendant with a suspended grey diffuser.

POLLOCK PENDANT

230 V E27 28 W

R13280 white/light grey

€ 68 →





VESCO

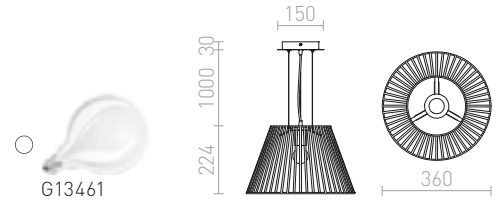
Pendant with a lacquered metal shade.

VESCO PENDANT

230 V E27 42 W

R10536 black

€ 129 %



BUCKY

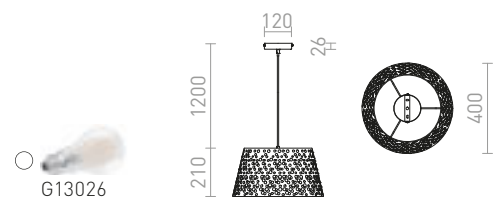
Metal pendant with a dented texture shade.

BUCKY 40 PENDANT

230 V E27 28 W

R13360 white/grey/metal

€ 129 %





ESPLANADE

Pendant with double textile shades.

ESPLANADE PENDANT

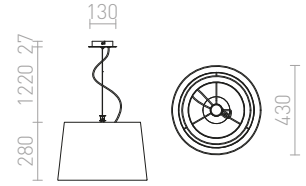
230 V E27 42 W

R12483 transparent black/white/chrome

€ 335



G13029





AMICI

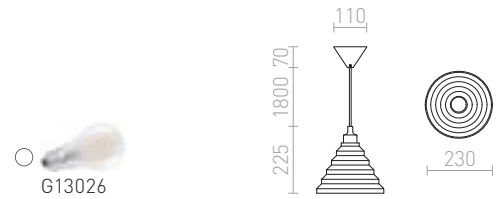
Pendant with a shapeable silicone shade.

AMICI SILICONE PENDANT

230 V E27 42 W

R10620 green

€ 10.50 %



CHOUETTE


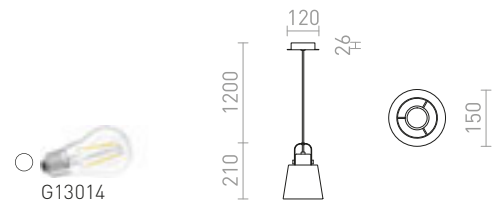
Pendant with a textile shade and wooden details for E27 LED light sources.

CHOUETTE PENDANT

230 V E27 15 W

R13650 black grey/textile/wood

€ 120



ICAR

Minimalistic pendant with a textile shade.

ICAR PENDANT

230 V E27 15 W

R12418 black/gold

€ 120





FIATLUX


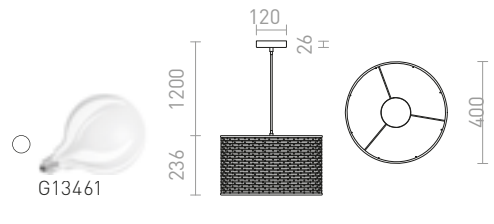
Black pendant with a bamboo shade.

FIATLUX 41/24 PENDANT

230 V E27 15 W

R13398 black/bamboo

€ 88



GLAMOUR

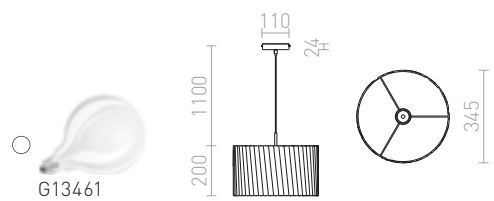
Pendant with a shade made of black ribbons.

GLAMOUR 35/20 PENDANT

230 V E27 28 W

R13271 black

€ 48






FANCY

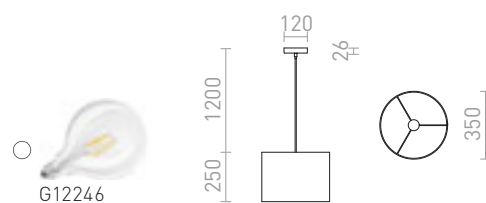
Decorative pendant with a shade of chrome-colored foil. When the light is lit it becomes semi-transparent and when it is powered off it has a reflective surface.

FANCY 35/25 PENDANT

230 V E27 15 W

R13418 chrome foil


€ 120 




FANCY 50/30 PENDANT

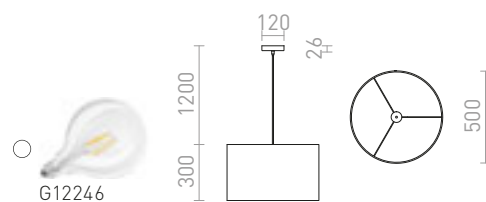
230 V E27 20 W

R13419 chrome foil

€ 150 

R13748 smokey foil

€ 178 





AINO

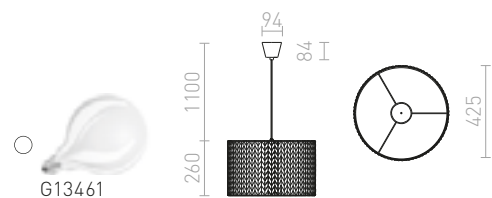
Pendant shade with a gray knitted pattern.

AINO 40 PENDING

230 V E27 28 W

R13275 grey/chrome

€ 129 %





LALO

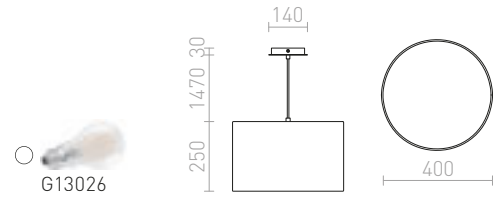
Pendant with a finely pleated cream-colored shade, fitted with E27 sockets that are covered by a matte acrylic diffuser.

LALO 40 PENDANT

230 V E27 3x42 W

R10605 cream white/matt nickel

€ 215 %

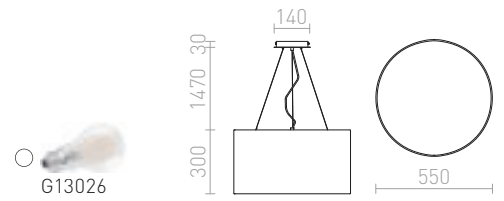


LALO 55 PENDANT

230 V E27 3x42 W

R10540 cream white/matt nickel

€ 229 %



LOPE

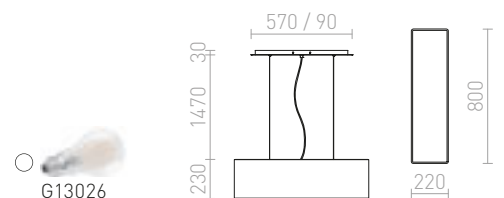
Pendant with a finely pleated shade in black, fitted with four E27 sockets. The light sources are covered by a matte acrylic diffuser.

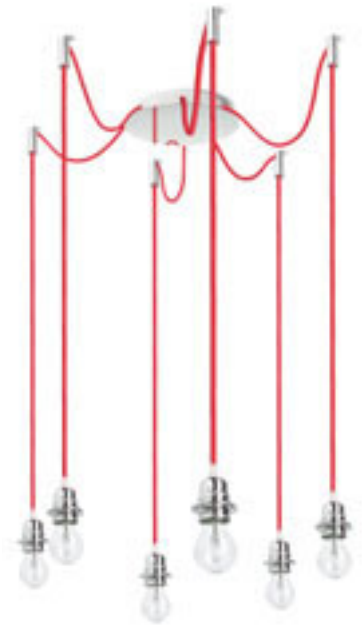
LOPE 80 PENDANT

230 V E27 4x42 W

R10539 black/matt nickel

€ 120 %





Additional versions of the **KOMBIX** pendant set can be found in the **Shades and Accessories**-category.



CINDY

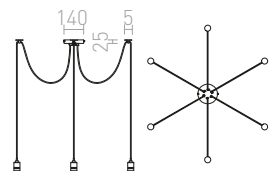
Pendant with a centralized ceiling base and six E27 sockets. The cords are attached to the ceiling individually and freely. The length of each cable is 2m.

CINDY VI PENDANT

230 V E27 6x42 W

R12054 black

€ 238



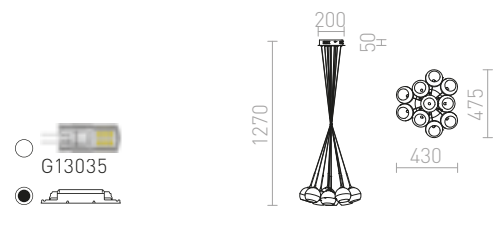


ASTRAL

An elegantly designed pendant with shades of semi-colored glass. The shades can be arranged into different shapes. A plastic ring is used to adjust the tilt angle.

ASTRAL PENDANT
230 V/12 V G4 10x20 W

R10513 chrome-tinted glass/clear glass € 560
R11706 copper-tinted glass/clear glass € 645

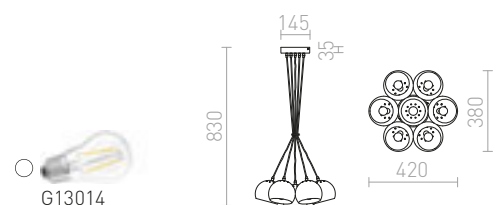


ASTROMET

Pendant consisting of 7 chrome shades with E27 sockets, that are attached to a single ceiling base.

ASTROMET VII PENDANT
230 V E27 7x42 W

R11761 chrome € 320







BEAU MONDE

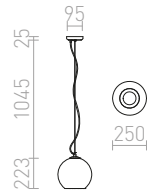
Pendant with a shade of hand-blown glass. The interesting appearance of the shade is achieved by a special method in which a thin layer of non-transparent metal is applied to the glass. The light is fitted with an E27 sockets for low-energy light sources. Small bubbles on the shade's surface are a result of the creation process and not a defect.

BEAU MONDE 25 PENDANT

230 V E27 25 W

R10517 copper-tinted glass

€ 198



BEAU MONDE

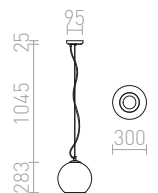
Pendant with a shade of hand-blown glass. The interesting appearance of the shade is achieved by a special method in which a thin layer of metal is applied to the glass. The surface of the shade becomes mirror-like while the light is turned off and partially transparent while lit. The light is fitted with an E27 sockets for low-energy light sources. Small bubbles on the shade's surface are a result of the creation process and not a defect.

BEAU MONDE 30 PENDANT

230 V E27 25 W

R10518 chrome-tinted glass

€ 278



BEAU MONDE

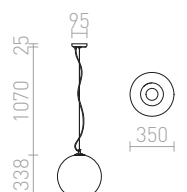
Pendant with a shade of hand-blown glass. The interesting appearance of the shade is achieved by a special method in which a thin layer of metal is applied to the glass. The bottom part of the shade is made of clear glass. The light is fitted with an E27 sockets for low-energy light sources. Small bubbles on the shade's surface are a result of the creation process and not a defect.

BEAU MONDE 35 PENDANT

230 V E27 25 W

R10516 chrome-tinted glass/clear glass

€ 320





IP44

BOLLY

Pendant of opal-colored glass with details in chrome.
Suitable for use in bathrooms.

BOLLY 17 PENDANT

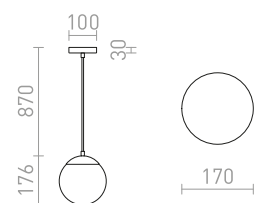
230 V LED E27 15 W IP44

R13692 opal-colored glass/chrome

€ 178



G13307





LUNA

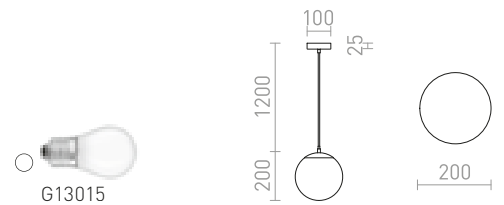
Opal-colored glass pendant with a transparent cable and details in chrome.

LUNA 20 PENDANT

230 V LED E27 15 W

R13745 opal-colored glass/chrome

€ 120

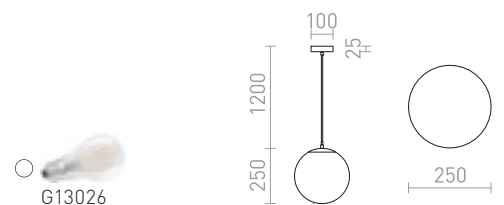


LUNA 25 PENDANT

230 V LED E27 15 W

R13746 opal-colored glass/chrome

€ 150

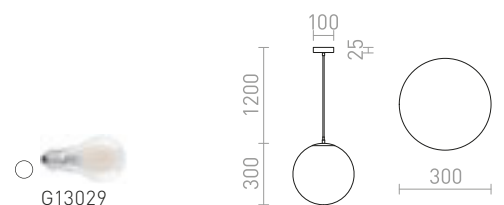


LUNA 30 PENDANT

230 V LED E27 15 W

R13747 opal-colored glass/chrome

€ 198





LUNEA

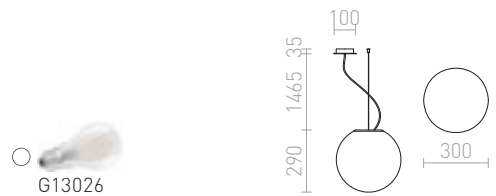
Pendant with an opal-colored triplex glass shade, transparent cable and chrome-colored details. The suspension cable is separated from the power cable.

LUNEA 30 PENDANT TRIPLEX

230 V E27 70 W

R10478 opal-colored glass

€ 178

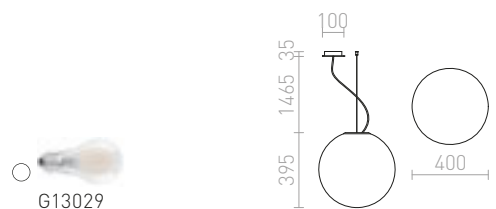


LUNEA 40 PENDANT TRIPLEX

230 V E27 70 W

R10479 opal-colored glass

€ 320

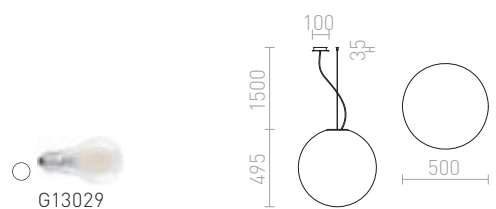


LUNEA 50 PENDANT TRIPLEX

230 V E27 100 W

R11715 opal-colored glass

€ 450









BABU NEW

Pendant with a glass shade and chrome-plated ceiling base. Available in two colors.

BABU NEW 22 PENDANT

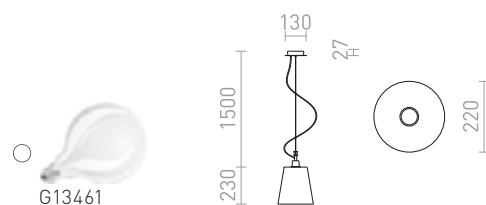
230 V E27 53 W

R13826 clear glass/chrome

€ 178

R13827 opal-colored glass/chrome

€ 178



JULIETTA

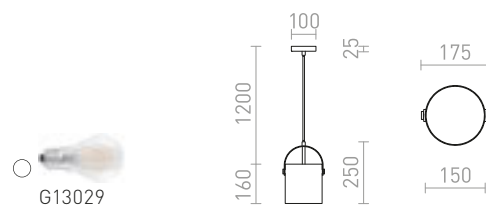
Decorative pendant with a cylindrical shade of opal-colored glass, lacquered metal details and a black textile cable.

JULIETTA 16 PENDANT

230 V E27 20 W

R13752 opal-colored glass/black

€ 120

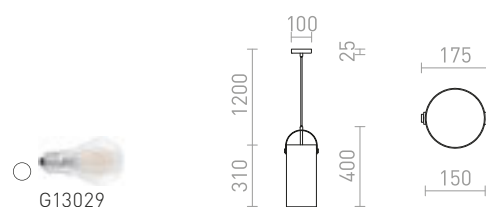


JULIETTA 31 PENDANT

230 V E27 20 W

R13753 opal-colored glass/black

€ 158





BELLINI

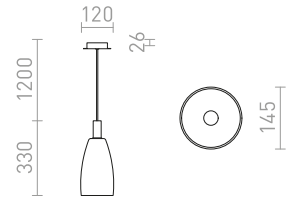
Glass pendant with lacquered details and an E14 socket for LED light sources.

BELLINI L E14 PENDANT

230 V E14 15 W

R13658 white/clear glass

€ 178



BELLINI

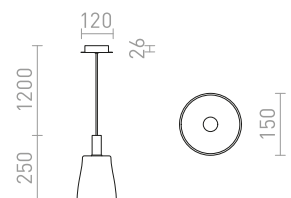
LED-pendant of glass in modern style, suitable for installation over bars or kitchen islands.

BELLINI M LED PENDANT

230 V LED 5 W $\angle 30^\circ$ 3000 K 475 lm Ra 80

R13652 black/smoke-colored glass

€ 198





AZRIA

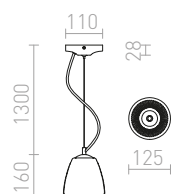
Elegant pendant of textured glass with chrome-plated details.

AZRIA PENDANT

230 V G9 25 W

R12056 smoke-colored glass

€ 78 %



CORONA

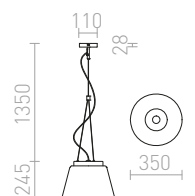
Pendant of solid textured glass. The glass is chrome-plated on both sides. When lit, the light source is partially visible through the shade.

CORONA PENDANT

230 V E27 42 W

R12055 chrome-tinted glass

€ 215 %





COROA NEW 28

Pendant with a shade of glass. Available in two different colours, with a ceiling base in chrome.

COROA NEW 28 PENDANT

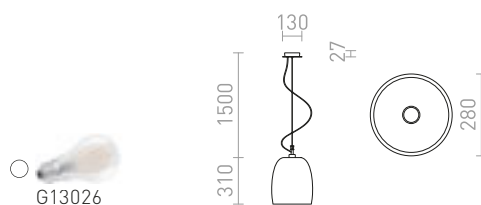
230 V E27 53 W

R13824 opal-colored glass/chrome

€ 220

R13825 black/chrome

€ 258



PULIRE


Retro-style pendant of tinted glass for light sources with E14 fitting.

PULIRE CON PENDANT

230 V E14 28 W

R12663 opal-colored glass/wood/chrome

€ 98



PULIRE RD PENDANT

230 V E14 28 W

R12664 opal-colored glass/wood/chrome

€ 98







SANSSOUCI

Pendant with a shade of glass. The surface of the shades becomes mirror-like when the light is turned off and partially transparent when lit.

SANSSOUCI I PENDANT

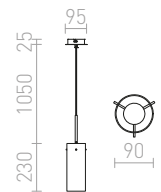
230 V E27 42 W

R10511 copper-tinted glass

€ 98 →



G13111



SANSSOUCI I PENDANT

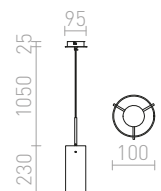
230 V E27 42 W

R10509 chrome-tinted glass

€ 98 →



G13111





GARNISH

Suspended tube of clear glass with a base and other details in chrome. The glass shade is enclosed at the bottom and can be fitted with suitable decorations.

GARNISH PENDANT

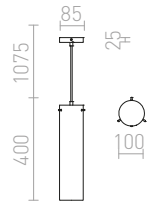
230 V GU10 9 W

R11756 clear glass/chrome

€ 138



G11837



EIGHT

Pendant with an opal-colored glass shade and chrome-plated details.

EIGHT PENDANT

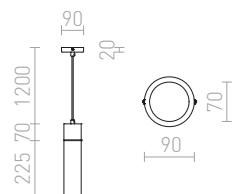
230 V E27 28 W

R10493 opal-colored glass/chrome

€ 129



G13155



TOMBA

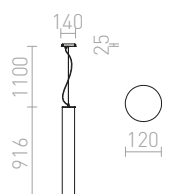
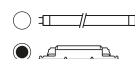
Pendant of glass with chrome-plated details for three linear fluorescent tubes.

TOMBA PENDANT

230 V G5 3x21 W

R10501 opal-colored glass/chrome

€ 278







GIFT

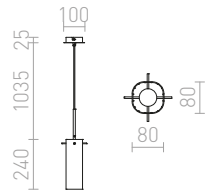
Pendant with a shade of clear textured glass.
The ceiling base and other details are chrome-plated.

GIFT | PENDANT

230 V E14 42 W

R10510 clear glass/chrome

€ 88



ESTRA

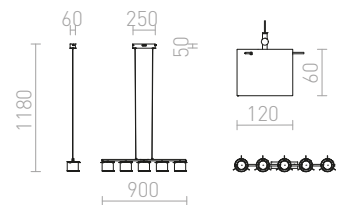
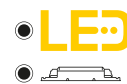
LED-pendant with decorative aluminum reflectors surrounded by a transparent shade of glass.

ESTRA V PENDANT

230 V LED 5x5 W 3000 K 2000 lm Ra 81

R11678 white/clear glass

€ 335

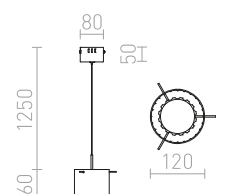


ESTRA I PENDANT

230 V LED 5 W 3000 K 400 lm Ra 81

R11679 white/clear glass

€ 78





LIZ NEW

Pendant with a glass shade, available in two different colours.

LIZ NEW PENDANT

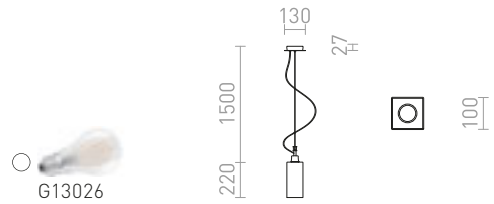
230 V E27 28 W

R13822 opal-colored glass/chrome

€ 98

R13823 black/chrome

€ 98



LIZ NEW

A pendant linear lamp with glass shades for LED E27 light sources. Suitable for placement above a dining table.

LIZ III 60 PENDANT

230 V LED E27 3x11 W

R14023 opal-colored glass/matt nickel

€ 150 **NEW**

R14024 opal-colored glass/chrome

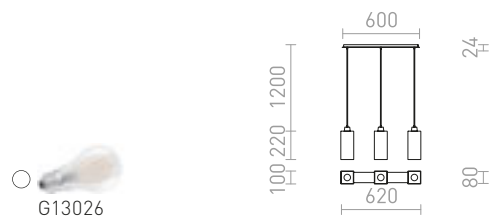
€ 150 **NEW**

R14025 black/glass/matt nickel

€ 158 **NEW**

R14026 black/glass/chrome

€ 158 **NEW**



LIZ III 80 PENDANT

230 V LED E27 3x11 W

R14027 opal-colored glass/matt nickel

€ 178 **NEW**

R14028 opal-colored glass/chrome

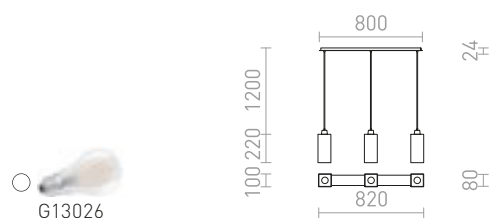
€ 178 **NEW**

R14029 black/glass/matt nickel

€ 178 **NEW**

R14030 black/glass/chrome

€ 178 **NEW**





DADOS NEW

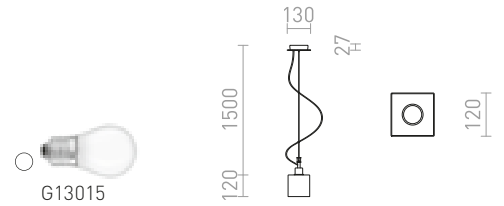
Pendant with an opal-colored glass shade and chrome-plated ceiling base.

DADOS NEW PENDANT

230 V E27 28 W

R13821 opal-colored glass/chrome

€ 98



DADOS NEW

A pendant linear lamp with glass shades for LED E27 light sources. Suitable for placement above a dining table.

DADOS III 60 PENDANT

230 V LED E27 3x11 W

R14019 opal-colored glass/matt nickel

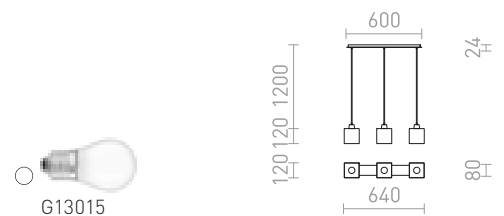
€ 150

NEW

R14020 opal-colored glass/chrome

€ 150

NEW



DADOS III 80 PENDANT

230 V LED E27 3x11 W

R14021 opal-colored glass/matt nickel

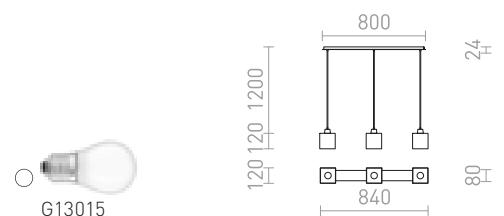
€ 178

NEW

R14022 opal-colored glass/chrome

€ 178

NEW





BROADWAY

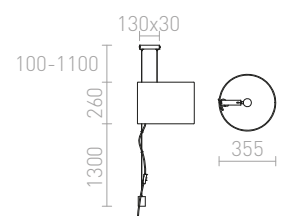
Pendant that can have its height adjusted. Suitable for ceilings without power outlets. The shade is covered with a textured fabric and the switch is located on the power cable.

BROADWAY PENDANT ADJUSTABLE

230 V E27 42 W

R11989 white/chrome

€ 178 %





LEVITA

Pendant with pulley function and a shade in either black or white.

LEVITA PENDANT ADJUSTABLE


230 V E27 42 W

R12477 white/chrome

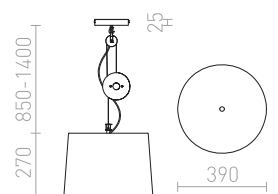
€ 420

R12478 black/chrome

€ 420



G13029





BROADWAY

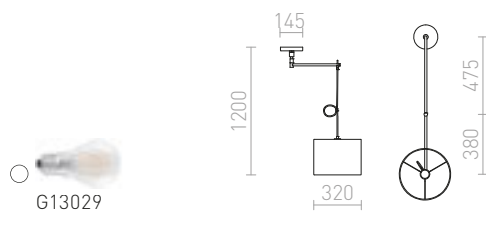

Pendant with an arm that can be adjusted along the ceiling. Comes with a textured textile shade.

BROADWAY PENDANT ON AN ARM

230 V E27 42 W

R11978 white/chrome

€ 720 %



MADISON


Ceiling light with an adjustable arm and a textile shade.

MADISON C CEILING

230 V E27 42 W

R12479 white/chrome

€ 560 ➔







LOYD LED

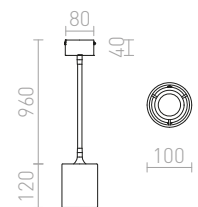
Ceiling light with integrated LED, flexible arm that is adjustable in all directions and a textile shade.

LOYD LED | CEILING

230 V LED 4,5 W 3000 K 280 lm Ra 80

R12932 black/matt nickel

€ 88 %





LOYD E27 I

Ceiling light with a tentacle arm covered by a silicone casing, adjustable in all directions. For use with E27 decorative or reflector light sources.

LOYD E27 I CEILING

230 V E27 28 W

R12933 beige grey

€ 88

R12934 black

€ 88



LOYD E27 III

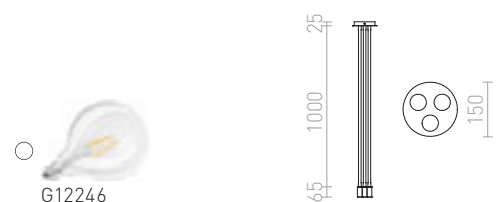
Ceiling light with three tentacle arms covered by a silicone casing, adjustable in all directions. For use with E27 decorative or reflective light sources.

LOYD E27 III CEILING

230 V E27 3x28 W

R12935 black

€ 188







GIULIA

Pendant lamp with a lacquered metal shade and textile cable.

GIULIA 12 PENDANT

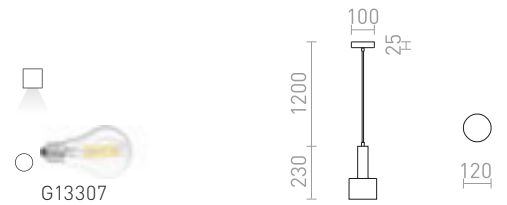
230 V E27 40 W

R13908 white/chrome

€ 58 **NEW**

R13909 black/gold brown/brass

€ 58 **NEW**



GIULIA 20 PENDANT

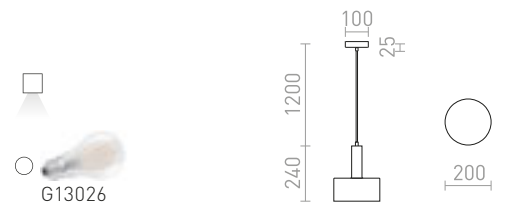
230 V E27 40 W

R13910 white/chrome

€ 68 **NEW**

R13911 black/gold brown/brass

€ 68 **NEW**



GIULIA 40 PENDANT

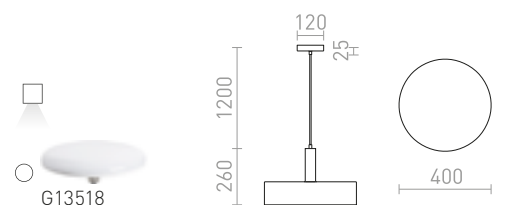
230 V E27 40 W

R13912 white/chrome

€ 138 **NEW**

R13913 black/gold brown/brass

€ 138 **NEW**





STIG

Elegant LED pendant suitable to hang over bar counters or kitchen islands.

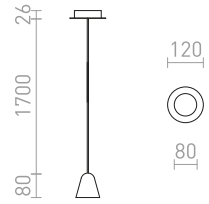
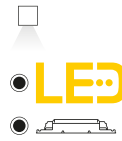
STIG PENDANT

230 V LED 6,8 W $\angle 34^\circ$ 3000 K 466 lm Ra 80

R13940 black

€ 88

NEW



RIGA

Pendant with integrated LED.

RIGA 28 PENDANT

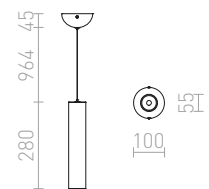

230 V LED 6 W $\angle 38^\circ$ 3000 K 570 lm Ra 80


R12458 white

€ 98

R12459 black

€ 98





MAVRO

Elegant tube-shaped LED-pendant suitable over bar counters or kitchen islands. TRIAC dimming.

MAVRO DIMM PENDANT

230 V LED 12 W $\angle 38^\circ$ 3000 K 1020 lm Ra 80

R13182 white

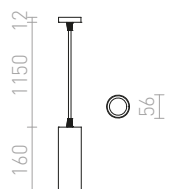
€ 178

R13183 gold

€ 178

R13184 black/gold

€ 178



MAVRO

Elegant tube-shaped LED pendant suitable over bar counters or kitchen islands.

MAVRO PENDANT

230 V LED 12 W $\angle 38^\circ$ 3000 K 1020 lm Ra 80

R12990 white

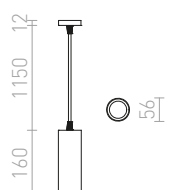
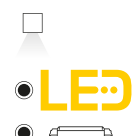
€ 120

R12991 gold

€ 120

R12992 black/gold

€ 120





BOGARD

Cylindrical pendant with integrated LED and a shade that can be optically extended using R12495 or R12496.

BOGARD PENDANT

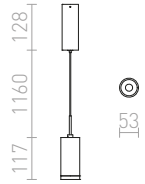
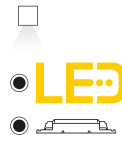
230 V LED 5 W $\angle 40^\circ$ 3000 K 350 lm Ra 80

R12493 matte black

€ 98

R12494 matt nickel

€ 78



BOGARD

Extender for BOGARD pendants R12493 and R12494.

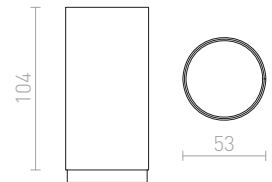
BOGARD EXTENDER FOR PENDANTS

R12495 matte black

€ 13.50

R12496 matt nickel

€ 13.50



BELENOS

Minimalistic cylindrical pendant for GU10 light sources on a round base. Springs attached to the socket enable the use of light sources of various lengths.

BELENOS PENDANT

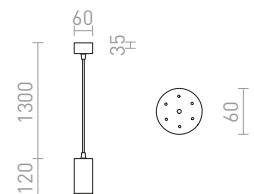
230 V LED GU10 9 W

R13365 white

€ 58

R13366 black

€ 58





OPTIMUS

Tubular pendant lamp with the possibility of adjusting the light cone using a 10-50° zoom system.

The luminaire is suitable for LED light sources with GU10 socket. Use light sources with a 120° beam angle in the luminaire to avoid unwanted shadows.

OPTIMUS PENDANT

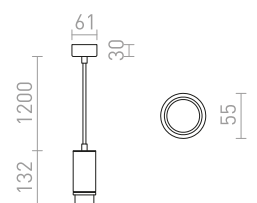
230 V LED GU10 9 W \angle 10-50°

R13777 white

€ 58

R13778 black

€ 58





AGNETA

Round metal pendant for use with a suitable E27 light source.

AGNETA PENDANT

230 V E27 40 W

R13897 white

€ 58 **NEW**

R13898 black

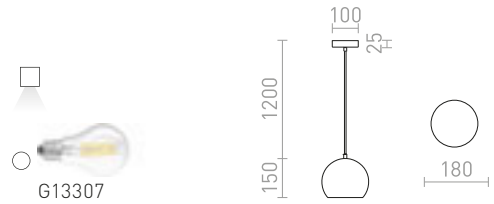
€ 58 **NEW**

R13899 brushed brass

€ 88 **NEW**

R13900 brushed copper

€ 88 **NEW**



ARAQ

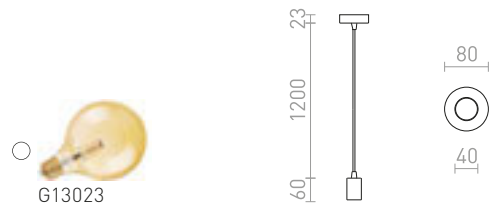
Pendant with a brass socket, textile cable and black lacquered base. For use with a suitable decorative E27 light source.

ARAQ PENDANT

230 V E27 42 W

R13891 brushed brass/black

€ 35 **NEW**



DESTY

Pendant with a shade and ceiling base in chrome or copper. The chrome-colored version is supplied with a black textile cable and the copper version is supplied with a red textile cable.

DESTY I PENDANT


230 V GU10 35 W

R12085 red/copper

€ 78 **→**

R12086 black/chrome

€ 78 **→**





COPA

Pendant with a shade of glass. Available in two colours.

COPA PENDANT

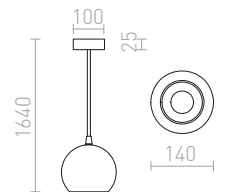
230 V E27 28 W

R11823 opal-colored glass

€ 178

R11824 black/glass

€ 178





ASTON

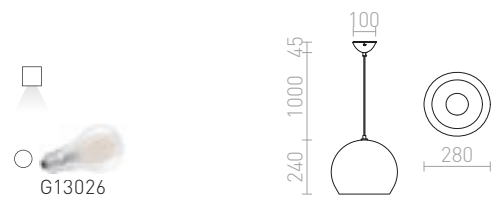
Metal pendant with a transparent cable for E27 light sources.

ASTON 28 PENDANT

230 V E27 42 W

R10515 brushed aluminum

€ 68 %



ASTON 30 PENDANT

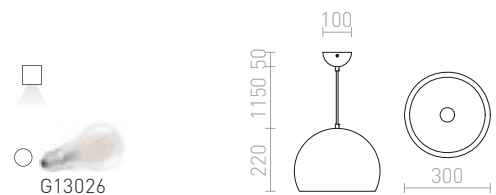
230 V E27 42 W

R12394 chrome

€ 98 %

R12395 copper

€ 120 %





MARGO

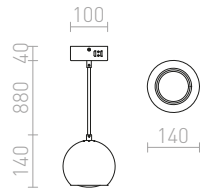
Chrome-colored pendant with built-in LED which is dispersed through a frosted acrylic diffuser that has an aluminum frame.

MARGO PENDANT

230 V LED 7 W 3000 K 700 lm Ra 80

R10578 chrome

€ 48 %



BLONDIE

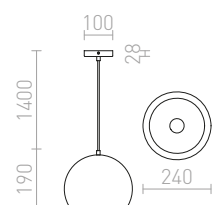
Pendant with a dented metal shade. The outside of the shade is copper-colored and the inside is white-lacquered. Supplied with a black PVC-cable and matching copper-colored ceiling cover.

BLONDIE 25 PENDANT

230 V E27 42 W

R12057 copper

€ 198







SINTRA

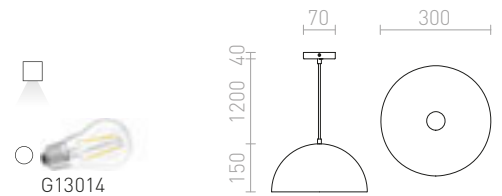
Pendant with a chrome-plated metal shade available in two sizes.

SINTRA 30 PENDANT

230 V E27 42 W

R11698 chrome

€ 58 %

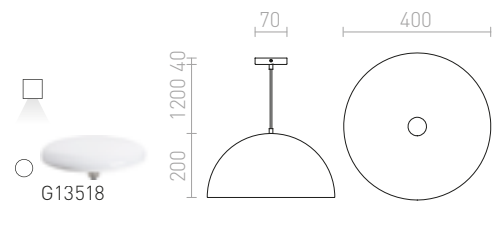


SINTRA 40 PENDANT

230 V E27 42 W

R11699 chrome

€ 120 %



MONROE

Pendant with a metal shade available in two sizes.

MONROE 30 PENDANT

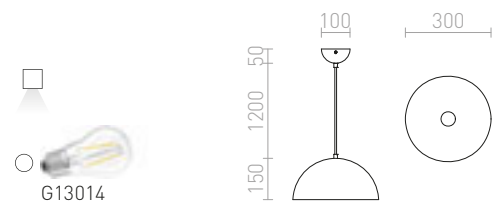
230 V E27 42 W

R11700 matte black/white

€ 150

R12396 copper

€ 120 %



MONROE 40 PENDANT

230 V E27 42 W

R11701 matte black/white

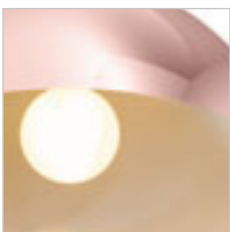
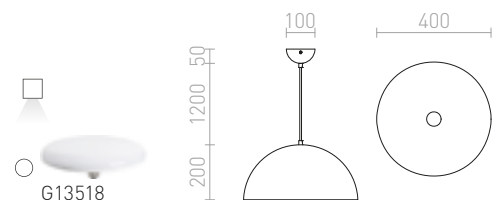
€ 215

R11707 shiny white/white

€ 215

R12397 copper

€ 150 %





CARISSIMA

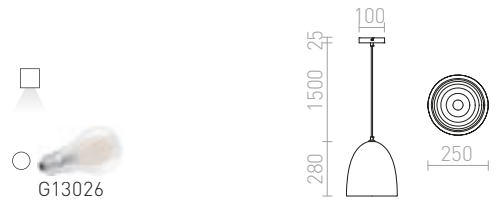
Pendant with a lacquered or chrome-plated metal shade. The interior of the shade is in gold or silver-gray.

CARISSIMA 25 PENDANT

230 V E27 28 W

R11765 chrome

€ 58



CARISSIMA 40 PENDANT

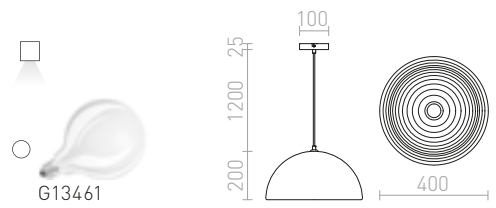
230 V E27 42 W

R11766 matte black/gold

€ 220

R13048 matte white/silver grey

€ 220



BABADES

Pendant with shade and ceiling base in chrome or matte nickel. Supplied with a black textile cable.

BABADES IV PENDANT

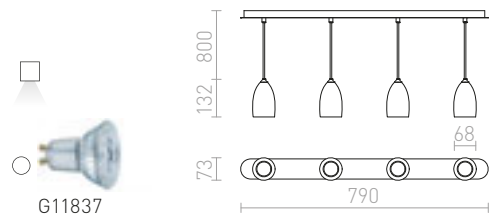
230 V GU10 4x35 W

R12083 chrome

€ 215

R12084 matt nickel

€ 215



BABADES I PENDANT


230 V GU10 35 W

R12081 chrome

€ 58

R12082 matt nickel

€ 58









GOLDIE

Metal pendant available in three different colours.

GOLDIE 36 PENDANT

230 V E27 42 W

R11687 chrome

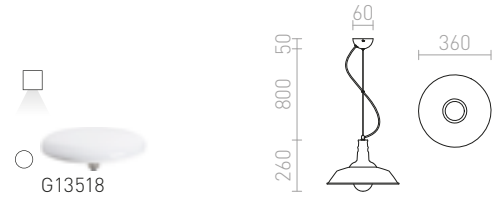
€ 120 %

R11688 black/white

€ 178

R11689 white/white

€ 88 %



GOLDIE 46 PENDANT

230 V E27 42 W

R11690 black/white

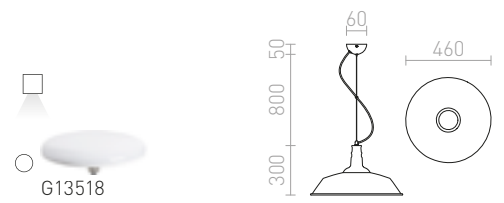
€ 220

R11691 white/white

€ 215

R11692 chrome

€ 158 %



MERYLYN

Conical pendant with a metal shade and E27 socket.

MERYLYN 48 PENDANT

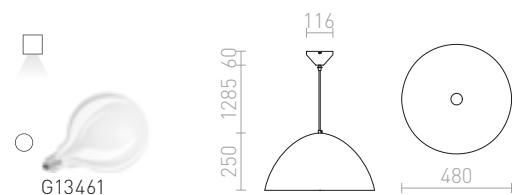
230 V E27 42 W

R12446 brushed aluminum/golden colour

€ 150 ↗

R12447 black/white

€ 150 ↗





MEZZO

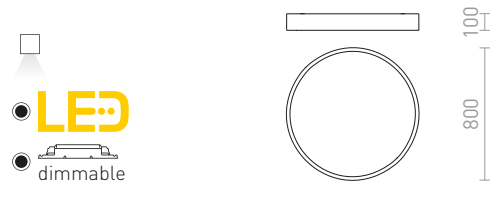
Ceiling lamp with a built in LED light source and lacquered aluminum frame. The fixture is supplied with a frosted polycarbonate light diffuser. When combined with the suspension kit it can also be installed as a pendant. TRIAC dimming.

MEZZO 80 DIMM CEILING

230 V LED 100 W 3000 K 6400 lm Ra 80

R13334 white

€ 850



MEZZO

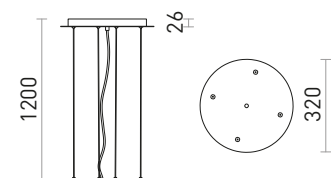
Suspension kit suitable for the MEZZO series.

MEZZO 80 SUSPENSION KIT

230 V

R13335 white

€ 120





MEZZO

Ceiling lamp with a built in LED light source and lacquered aluminum frame. The fixture is supplied with a frosted polycarbonate light diffuser. When combined with the suspension kit it can also be installed as a pendant. TRIAC dimming.

MEZZO 40 DIMM CEILING

230 V LED 30 W 3000 K 1800 lm Ra 80

R13328 white

€ 258

R13329 black

€ 258



MEZZO 60 DIMM CEILING

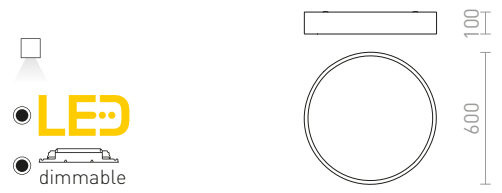
230 V LED 60 W 3000 K 3700 lm Ra 80

R13332 white

€ 480

R13333 black

€ 480



MEZZO

Suspension kit suitable for the MEZZO series.

MEZZO 40/60 SUSPENSION KIT

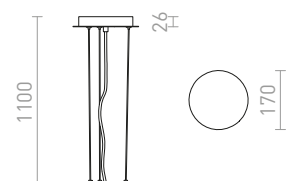
230 V

R13330 white

€ 58

R13331 black

€ 58





ASTERI

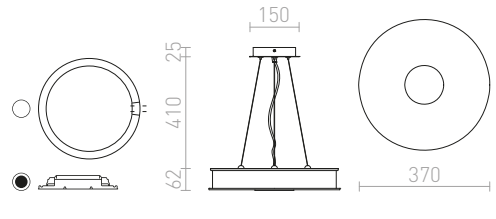
Pendant with a diffuser of satin glass. The bottom glass cover is fixed with a round chrome-plated disc.

ASTERI PENDANT

230 V 2GX13 40 W

R10626 satinated glass/chrome

€ 88 %



CASSABLANCA

Pendant for two circular fluorescent T5 tubes.

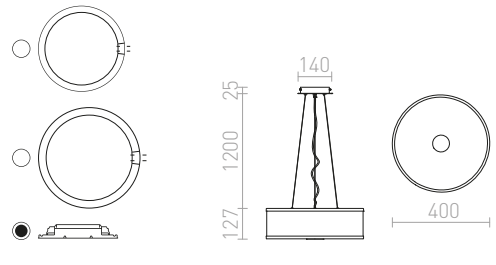
The bottom cover of satin glass is fixed by a bolt that is covered by a chrome-plated disc. The side panels are of frosted acrylic.

CASSABLANCA 40 PENDANT

230 V 2GX13 + 2GX13 22 W + 40 W

R10522 chrome

€ 120 %



LARISA

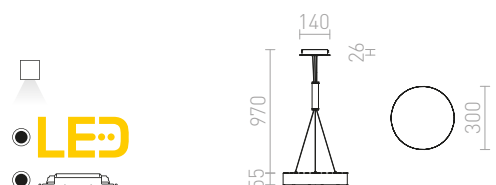
Round pendant with integrated LED and a minimalistic frame.

LARISA R 30 PENDANT

230 V LED 30 W 3000 K 2400 lm Ra 80

R12846 white

€ 98 %





MONETA

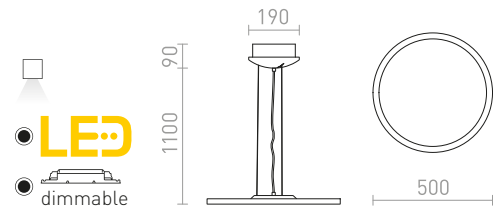
Suspended LED light with a very elegant design. Comes with a diffuser of frosted acrylic. TRIAC dimming.

MONETA DIMM PENDANT

230 V LED 36 W 3000 K 2500 lm Ra 80

R10581 white

€ 290





MENSA

LED-pendant with a white lacquered or brushed aluminum frame and a frosted acrylic diffuser.

MENSA SQ 48 PENDANT

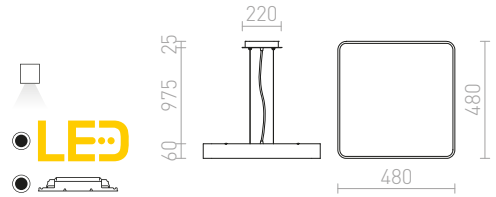
230 V LED 56 W 3000 K 3530 lm Ra 80

R11291 white

€ 178 %

R11292 brushed aluminum

€ 178 %





MENSA

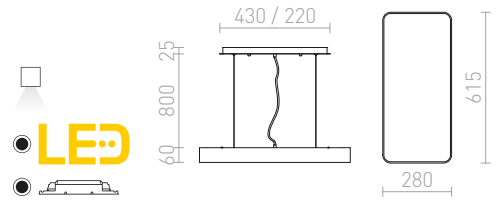
LED-pendant with a white lacquered aluminum frame and a frosted acrylic diffuser.

MENSA RC PENDANT

230 V LED 36 W 3000 K 2300 lm Ra 80

R10584 white

€ 150 %



LARISA

Square LED-pendant with a minimalistic frame.

LARISA SQ 30 PENDANT

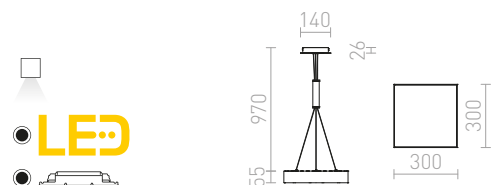
230 V LED 30 W 3000 K 2400 lm Ra 80

R12852 white

€ 88 %

R12853 black

€ 88 %







STRUCTURAL

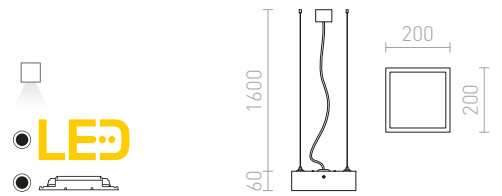
LED-pendant of aluminum profile in elegant design, with an opal-colored PMMA diffuser for downward illumination. Comes with a transparent three-core cable.

STRUCTURAL LED 20x20 PENDANT

230 V LED 12 W 3000 K 900 lm Ra 80

R13709 brushed aluminum

€ 158 ➔

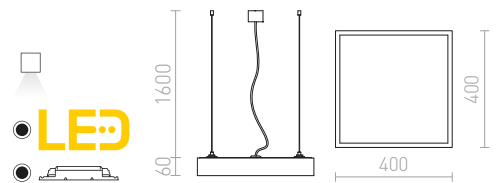


STRUCTURAL LED 40x40 PENDANT

230 V LED 36 W 3000 K 2600 lm Ra 80

R13710 white

€ 290 ➔



STRUCTURAL LED 55x55 PENDANT


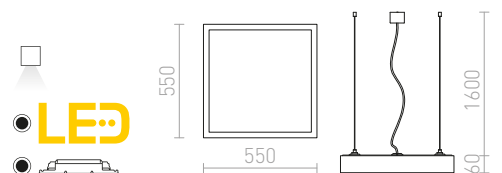
230 V LED 48 W 3000 K 3600 lm Ra 80

R13713 white

€ 178 %

R13714 brushed aluminum

€ 258 %







PESANTE

Linear pendant with integrated LED suitable for modern interiors.

PESANTE 35 PENDANT

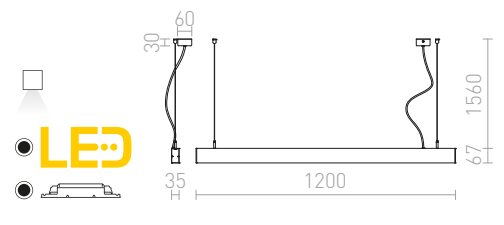
230 V LED 40 W 3000 K 3340 lm Ra 80

R12718 anodized aluminum

€ 220

R12719 black

€ 229



PESANTE 75 PENDANT

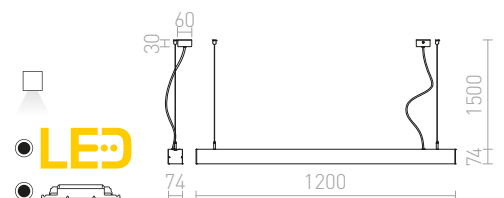
230 V LED 40 W 3000 K 4200 lm Ra 80

R12720 anodized aluminum

€ 290

R12721 black

€ 320





IP65

TRIDENT PRO

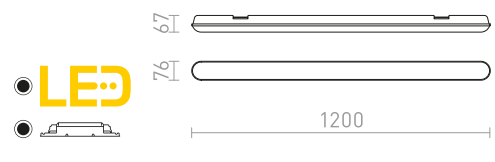
Linear factory-grade LED-light for ceiling installation or suspension if used with suspension kit G13672. High light output and with IP65 protection. Supplied without the suspension kit and power cable. Multiple lights can be linked in a series.

TRIDENT PRO 120 BODY

230 V LED 40 W 4000 K 5200 lm Ra 80 IP65

G13670 grey/matte acrylic

€ 58

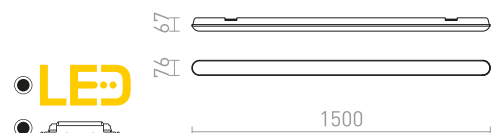


TRIDENT PRO 150 BODY

230 V LED 60 W 4000 K 7800 lm Ra 80 IP65

G13671 grey/matte acrylic

€ 88





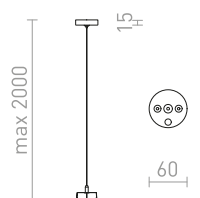
TRIDENT PRO


Suspension kit for the TRIDENT product range.

TRIDENT PRO SUSPENSION KIT 2 PCS

G13672 black


€ 3.50







IP65



MEGALOS PRO

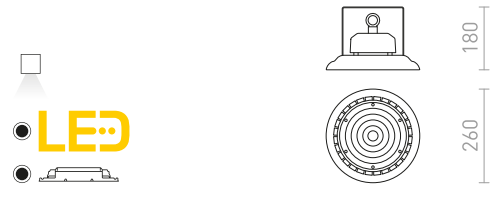
Industrial High-Bay pendant with high output LED, including a wire (0.5m), suspension ring and cable (0.2m). For extension of the power cord we recommend using IP JOINT G12984.

MEGALOS PRO 26 BODY

230 V LED 100 W $\angle 90^\circ$ 4000 K 16000 lm Ra 80 IP65

G13749 black

€ 88




MEGALOS PRO 30 BODY

230 V LED 150 W $\angle 90^\circ$ 4000 K 24000 lm Ra 80 IP65

G13750 black

€ 120



MEGALOS PRO 35 BODY

230 V LED 200 W $\angle 90^\circ$ 4000 K 32000 lm Ra 80 IP65

G13751 black

€ 138





CEILING LAMPS

BATHROOM	96-115
PLASTER	116-121
DECORATIVE	122-125
DOWNLIGHT	126-143
ROUND	144-155
ANGULAR	156-167
TECHNICAL	168-173
OBLONG	174-175

CEILING LAMPS

BATHROOM



GRANDE LED 25
96-97



GRANDE LED 35
96-97



CIRA LED 23
98-99

96-115



CIRA LED 35
98-99



GORRA
100-101



BARRY
100-101



AWE 23
100-101



AWE 33
100-101



ZARA LED 26
102-103



SARA LED 26
102-103



SARA LED 36
102-103



SASSARI
102-103



VENICE 23
104-105



VENICE LED 30
104-105



ARANA R 17
104-105



ARANA R 27
104-105



BOLLY 17
106-107



BOLLY 26
106-107



MERINGUE 11
106-107



MERINGUE 16
106-107



ESICA CYL
108-109



EIGHT
108-109



ESICA SQ
108-109



LOLA 88
110-111



SAMMY
110-111



EILEEN
110-111



KIM
110-111



ORIN R
112-113



MERIDO
112-113



DEZA
112-113



ORIN SQ
112-113



MERANO LED 30
114-115



MERANO LED 35
114-115



SPECTACLE
114-115



BONO
114-115

CEILING LAMPS PLASTER



GINA S 17
116-117



GINA
116-117



GINA III
116-117

116-121



COLIN
116-117



JACK SQ
118-119



JACK SQ S 17
118-119



JACK III
118-119



COLES
120-121



COLES SQ
120-121



VOLCA
120-121

CEILING LAMPS DECORATIVE



TACO
122-123



OTIS 60
122-123



SOLARIS
122-123

122-125



VENICE 23
124-125



VENICE LED 30
124-125



MARA
124-125

CEILING LAMPS DOWNLIGHT

126-143



BOGARD TWIN
126-127



BELENOS
126-127



BOGARD
126-127



CONDU
126-127



SNAZZY
128-129



PIXIE
128-129



DARIO
128-129



DARIO
128-129



PIXIE
128-129



RIGA 38
130-131



RIGA 18
130-131



CONNOR
130-131



KELLY LED
130-131



VADE R
132-133



TUBA
132-133



CANTO
132-133



MOMA
134-135



MOMA
134-135



MOCCA
134-135



MAYO R
134-135



MEA
134-135



MANTOVA I
136-137



MANTOVA II
136-137



GAYA
136-137



MILANO I
136-137



MILANO II
136-137



ENKI EDG I
138-139



ENKI EDG II
138-139



AGATE I
138-139



AGATE II
138-139



BERIT I
140-141



BERIT II
140-141



MAYO SQ
140-141



JAMES I
140-141



JAMES II
140-141



MARVEL
142-143



MARVEL II
142-143



MARVEL II
142-143

CEILING LAMPS ROUND



MEZZO 40
144-145



MEZZO 60
144-145



MEZZO 80
144-145



LARISA R 12
146-147



LARISA R 22
146-147



LARISA R 30
146-147



LARISA R 40
146-147



LARISA R 12
148-149



LARISA R 22
148-149



LARISA R 30
148-149



HUE R 9
150-151



HUE R 17
150-151



HUE R 22
150-151



HUE R 9
152-153



HUE R 17
152-153



HUE R 22
152-153



MENSA R 80
154-155



ALLEGRO II 43
154-155

CEILING LAMPS ANGULAR



LARISA SQ 17
156-157



LARISA SQ 22
156-157



LARISA SQ 30
156-157

156-167



LARISA SQ 40
156-157



LARISA SQ 17
158-159



LARISA SQ 22
158-159



LARISA SQ 30
158-159




MENSA SQ 40
160-161



MENSA SQ 48
160-161



MENSA SQ 80
160-161



STRUCTURAL LED 20x20
162-163



STRUCTURAL LED 40x40
162-163



STRUCTURAL LED 55x55
162-163



HUE SQ 9
164-165



HUE SQ 17
164-165



HUE SQ 22
164-165



HUE SQ 9
166-167



HUE SQ 17
166-167



HUE SQ 22
166-167

CEILING LAMPS TECHNICAL



SOCORRO R 300
168-169



SLENDER R 12
168-169



SLENDER SQ 12
168-169

168-173



SLENDER SQ 22
168-169



SEMPRE SQ 63
170-171



SEMPRE R 55
170-171



MELISA 25
170-171



MELISA 52
170-171



SEMPRE SQ 33
172-173



SEMPRE SQ 43
172-173



SEMPRE SQ 53
172-173



SEMPRE SQ 63
172-173

CEILING LAMPS OBLONG



STRUCTURAL LED 60x15
174-175



TRIDENT PRO 120
174-175



TRIDENT PRO 150
174-175

174-175



IP44



IP44



GRANDE

Bathroom ceiling lamp with built in LED, a flat opal-colored glass cover and metal frame.

GRANDE LED 25 CEILING

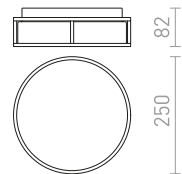
230 V LED 12 W 3000 K 900 lm Ra 80 IP44

R13676 opal-colored glass/chrome

€ 178

R13677 opal-colored glass/black

€ 158



GRANDE LED 35 CEILING

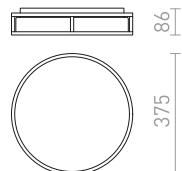
230 V LED 24 W 3000 K 1700 lm Ra 80 IP44

R13678 opal-colored glass/chrome

€ 290

R13679 opal-colored glass/black

€ 268







IP44



IP44

CIRA

Round ceiling lamp with integrated LED, flat opal-colored glass and a metal frame. Suitable in wet environments.

CIRA LED 23 CEILING

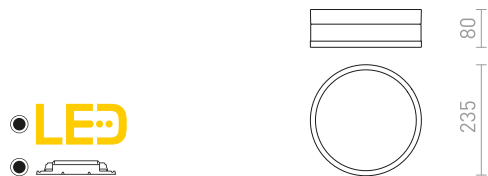
230 V LED 12 W 3000 K 900 lm Ra 80 IP44

R13680 opal-colored glass/black

€ 120

R13742 opal-colored glass/chrome

€ 150



CIRA LED 35 CEILING

230 V LED 24 W 3000 K 1700 lm Ra 80 IP44

R13681 opal-colored glass/chrome

€ 258

R13754 opal-colored glass/black

€ 248







IP44

GORRA

Ceiling light suitable in wet environments. The opal-colored glass shade has the following dimensions Ø/H 24/3 cm.

GORRA CEILING

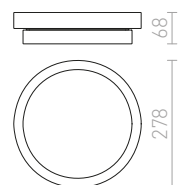
230 V E14 2x40 W IP44

R10500 chrome

€ 88 %

R12048 matt nickel

€ 88 %





IP44

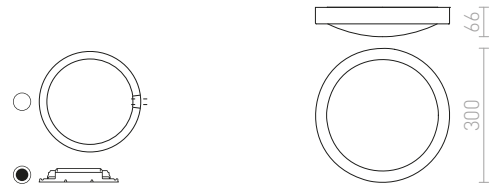
BARRY

Round bathroom light with a matte nickel frame for circular energy efficient fluorescent tubes.

BARRY CEILING
230 V 2GX13 22 W IP44

R10576 matt nickel

€ 38



IP44

AWE

Ceiling light with integrated LED and an opal-colored glass shade. The ceiling base comes in chrome or matte nickel versions. Suitable for wet environments.


AWE 23 CEILING
230 V LED 14 W 3000 K 580 lm Ra 80 IP44

R12196 matt nickel

€ 129

R12201 chrome

€ 129



IP44

AWE 33 CEILING

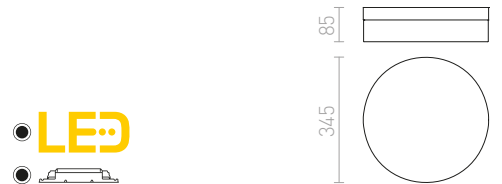
230 V LED 21 W 3000 K 948 lm Ra 80 IP44

R12197 matt nickel

€ 215

R12202 chrome

€ 215



IP44



IP44

ZARA

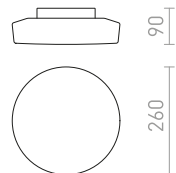
LED ceiling light of opal-colored glass on a chrome-plated base. Suitable for use in bathrooms.

ZARA LED 26 CEILING

230 V LED 12 W 3000 K 900 lm Ra 80 [IP44](#)

R13686 opal-colored glass/chrome

€ 129



IP65

SASSARI

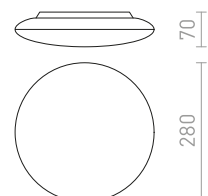
Round ceiling light with built-in LED suitable for use in bathrooms.

SASSARI CEILING

230 V LED 24 W 3000 K 1900 lm Ra 80 [IP65](#)

R13642 white/polycarbonate/plastic

€ 120





IP44



IP44

SARA

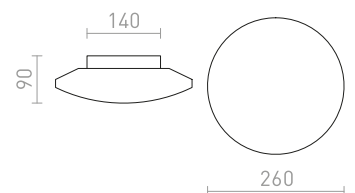
LED ceiling light of opal-colored glass on a chrome-plated base. Suitable for use in bathrooms.

SARA LED 26 CEILING

230 V LED 12 W 3000 K 900 lm Ra 80 IP44

R13687 opal-colored glass/chrome

€ 129



LED

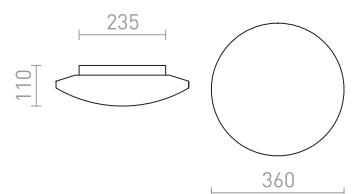


SARA LED 36 CEILING

230 V LED 24 W 3000 K 1700 lm Ra 80 IP44

R13688 opal-colored glass/chrome

€ 229



LED





IP44

ARANA

Cylindric ceiling light of opal-colored glass on a chrome-plated base, suitable for use in bathrooms.

ARANA R 17 CEILING

230 V E27 15 W IP44

R13682 opal-colored glass/chrome

€ 120



G13014



160



170



IP44

ARANA

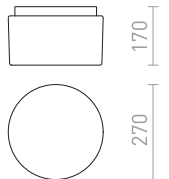
Cylindric ceiling light of opal-colored glass on a chrome-plated base, suitable for use in bathrooms.

ARANA R 27 CEILING

230 V E27 20 W IP44

R13683 opal-colored glass/chrome

€ 178



IP44

VENICE

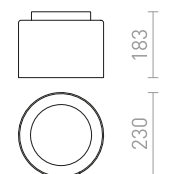
Ceiling light with a combined shade consisting of exterior clear glass and interior opal-colored glass, situated on a chrome-plated base and with an E27 socket for LED light sources. Suitable for use in bathrooms.

VENICE 23 CEILING

230 V E27 20 W IP44

R13684 clear glass/opal-colored glass/chrome

€ 198



IP44

VENICE

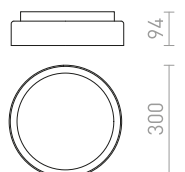
Ceiling light with a combined shade consisting of exterior clear glass and interior opal-colored glass, situated on a chrome-plated base and with built in LED. Suitable for use in bathrooms.

VENICE LED 30 CEILING

230 V LED 12 W 3000 K 900 lm Ra 80 IP44

R13685 clear glass/opal-colored glass/chrome

€ 248







IP44

BOLLY

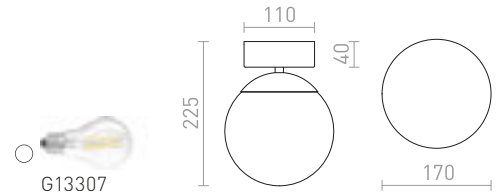
Ceiling lamp of opal-colored glass on a chrome-plated base. Suitable for use in bathrooms.

BOLLY 17 CEILING

230 V E27 15 W IP44

R13693 opal-colored glass/chrome

€ 150



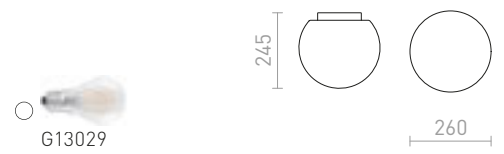
IP44

BOLLY 26 CEILING

230 V E27 15 W IP44

R13694 opal-colored glass/chrome

€ 178



IP44

IP44

MERINGUE

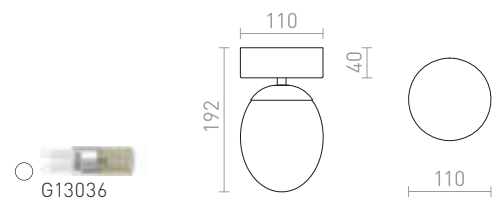
Oval-shaped ceiling lamp of glass on a chrome-plated base. Suitable for use in bathrooms.

MERINGUE 11 CEILING

230 V LED G9 9 W IP44

R13689 opal-colored glass/chrome

€ 88 %

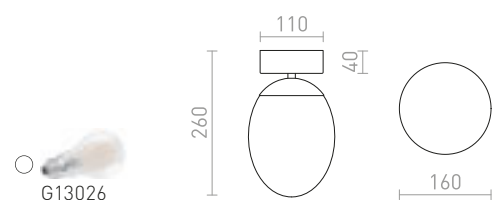


MERINGUE 16 CEILING

230 V E27 15 W IP44

R13690 opal-colored glass/chrome

€ 120 %





IP44

ESICA

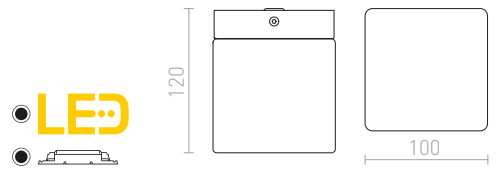
Ceiling light with integrated LED and opal-colored glass. Suitable in wet environments.

ESICA SQ CEILING

230 V LED 6 W 3000 K 435 lm Ra 80 IP44

R12198 chrome

€ 78



IP44

ESICA

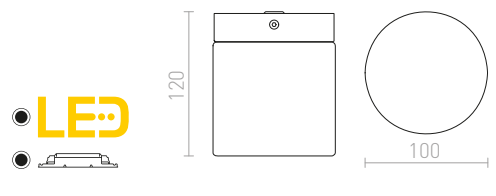
Ceiling light with integrated LED and opal-colored glass. Suitable in wet environments.

ESICA CYL CEILING

230 V LED 6 W 3000 K 369 lm Ra 80 IP44

R12199 chrome

€ 78



IP44

EIGHT

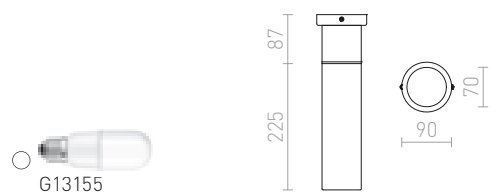
Ceiling light with a shade of opal-colored glass. Suitable in wet environments.

EIGHT CEILING

230 V E27 28 W IP44

R10492 opal-colored glass/chrome

€ 98 →







IP65

EILEEN

Cylindric ceiling light with a GU10 socket for LED light sources, suitable in bathrooms.

EILEEN CEILING

230 V GU10 35 W IP65

R13606 white

€ 58

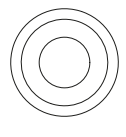

R13607 black

€ 58



G11841

117



85



IP65

KIM

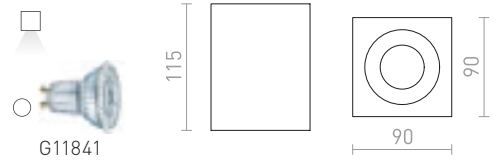
Angular ceiling light with a GU10 socket for LED light sources, suitable in bathrooms.

KIM CEILING

230 V GU10 35 W IP65

R13608 white

€ 58



IP54

LOLA

Cylindrical ceiling light with IP-rating, suitable in bathrooms.

LOLA 88 CEILING

230 V GU10 15 W IP54

R13538 white

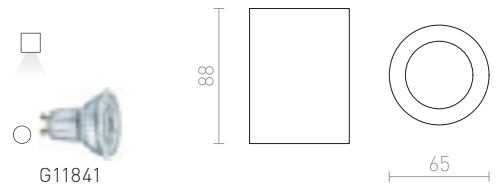
€ 48

R13539 chrome

€ 48

R13542 black

€ 48



IP54

SAMMY

Outdoor ceiling light with a GU10 socket and a clear glass bottom cover.

SAMMY CEILING

230 V LED GU10 15 W IP54

R13450 white

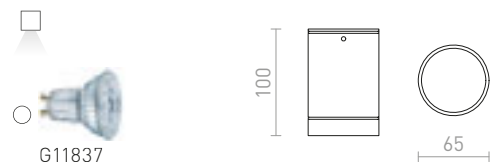
€ 58

R13451 grey

€ 48

R13452 anthracite grey

€ 58





IP54

MERIDO

Outdoor ceiling light for energy efficient GX53 light sources.

MERIDO CEILING

230 V GX53 11 W IP54

R10428 white

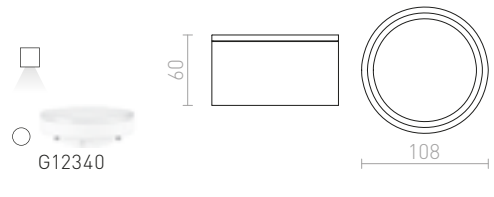
€ 58

R10429 silver grey

€ 58

R10430 anthracite grey

€ 58



IP54

ORIN

Cylindric LED light with a shade of satin glass suitable for outdoor use.

ORIN R CEILING

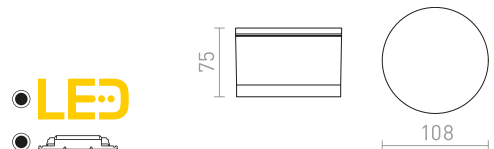
230 V LED 10 W 3000 K 650 lm Ra 80 IP54

R13626 white/satinated acrylic

€ 78

R13627 anthracite grey/satinated acrylic

€ 78





IP54



ORIN

Angular LED light with a shade of satin glass suitable for outdoor use.

ORIN SQ CEILING

230 V LED 10 W 3000 K 800 lm Ra 80 IP54

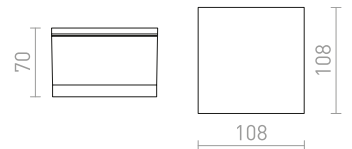
R13628 white/satinated acrylic

€ 78

R13629 anthracite grey/satinated acrylic

€ 78

LED



IP54

DEZA

Ceiling light of aluminum and with a cover of satin-colored glass.

DEZA SQUARE

230 V G9 25 W IP54

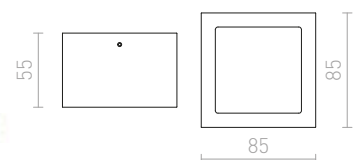
R10166 aluminum/satinated glass


€ 48

%



G13036





IP65

BONO

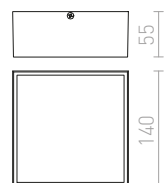

Outdoor light of die-cast aluminum with integrated LED and an opal-colored diffuser. For ceiling or wall installation.

BONO SURFACE MOUNTED

230 V LED 4 W 3000 K 297 lm Ra 80 IP65

R11967 anthracite grey

€ 150





IP54

SPECTACLE

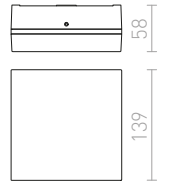
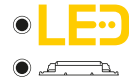
Outdoor light of die-cast aluminum with integrated LED and an opal-colored diffuser. For ceiling or wall installation.

SPECTACLE SURFACE MOUNTED

230 V LED 5 W 3000 K 350 lm Ra 80 IP54

R11968 silver grey

€ 78 %



IP44

MERANO


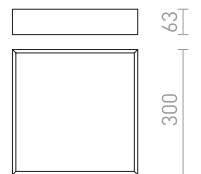
Square LED ceiling light suitable in wet environments.

MERANO LED 30 CEILING

230 V LED 16 W 3000 K 1300 lm Ra 80 IP44

R13697 chrome/matte acrylic

€ 178



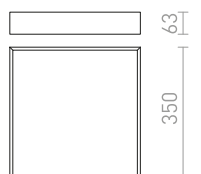
IP44

MERANO LED 35 CEILING

230 V LED 24 W 3000 K 1700 lm Ra 80 IP44

R13698 chrome/matte acrylic

€ 215





COLIN


Ceiling light of plaster with GU10 socket. The surface can be colored with interior paint.

COLIN CEILING

230 V LED GU10 5 W

R13791 plaster

€ 58

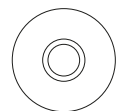


G13466



112

68



166



GINA

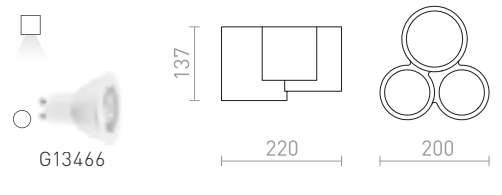
Ceiling light of plaster with a GU10 socket for LED light sources. The surface can be colored with interior paint.

GINA III CEILING

230 V LED GU10 3x5 W

R13789 plaster

€ 120



GINA

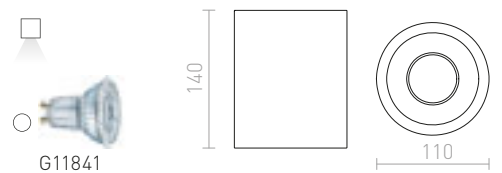
Ceiling light of plaster with GU10 socket. The surface can be colored with interior paint.

GINA CEILING

230 V LED GU10 15 W

R11680 plaster

€ 78

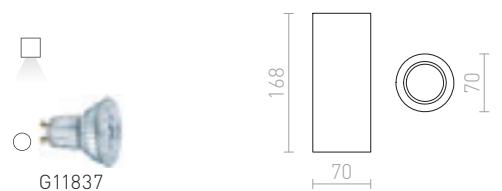


GINA S 17 CEILING

230 V GU10 15 W

R12354 plaster

€ 58







JACK

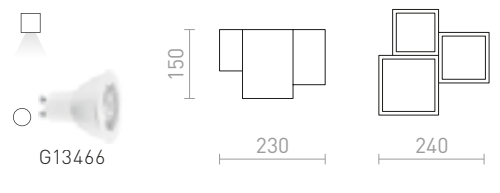
Plaster ceiling light with a GU10 socket for LED light sources. The surface can be colored with interior paint.

JACK III CEILING

230 V LED GU10 3x5 W

R13790 plaster

€ 150



JACK

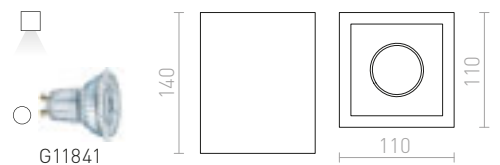
Angular ceiling light of plaster with GU10 socket. The surface can be colored with interior paint.

JACK SQ CEILING

230 V LED GU10 15 W

R11957 plaster

€ 78

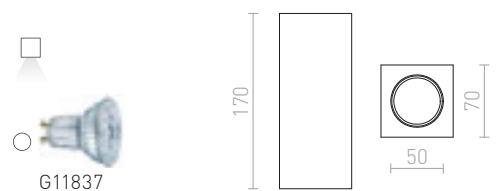


JACK SQ S 17 CEILING

230 V GU10 15 W

R12751 plaster

€ 32





VOLCA

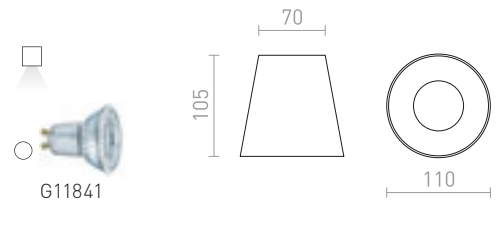
Concrete ceiling lamp with GU10 socket for LED light sources.

VOLCA CEILING

230 V LED GU10 5 W

R13795 concrete/dark granite

€ 48



COLES

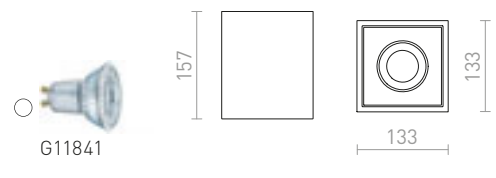
Ceiling lamp for a light source that can be tilted in one axis. The surface can be colored with interior paint.

COLES SQ CEILING

230 V LED GU10 15 W

R13438 plaster

€ 58



COLES

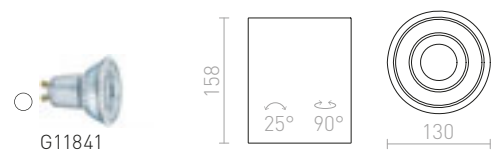
Ceiling lamp for a light source that can be tilted in one axis. The surface can be colored with interior paint.

COLES CEILING DIRECTIONAL

230 V GU10 15 W

R10454 plaster

€ 120







SOLARIS

A glass surface-mounted lamp with a black lacquered base. Suitable for LED light sources with an E14 thread.

SOLARIS SURFACE MOUNTED

230 V LED E14 7 W

R13994 clear glass/black

€ 78

NEW

R13995 frosted glass/black

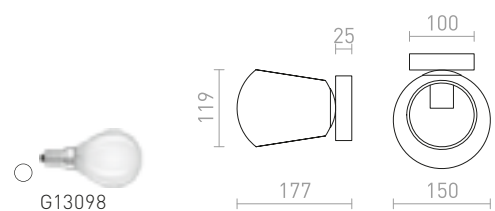
€ 78

NEW

R13996 smoke-colored glass/black

€ 78

NEW





TACO

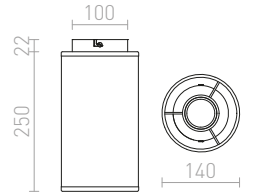
Cylindrical ceiling light with a textile shade and E27 socket suitable for energy saving light sources.

TACO CEILING

230 V E27 15 W

R12471 black/chrome

€ 48 %



OTIS

Round ceiling light with double textile shades for E27 light sources. The inner shade is always white.

OTIS 60 CEILING

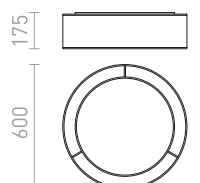
230 V E27 4x28 W

R13807 white/white

€ 420

R13808 transparent black/white

€ 420





MARA

Ceiling light with integrated LED, chrome-plated base and a slightly convex diffuser.

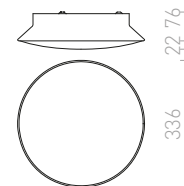
MARA CEILING

230 V LED 24 W 3000 K 1760 lm Ra 80

R12894 frosted acrylic/chrome

€ 88

%



IP44

VENICE

Ceiling light with a combined shade consisting of exterior clear glass and interior opal-colored glass, situated on a chrome-plated base and with an E27 socket for LED light sources. Suitable for use in bathrooms.

VENICE 23 CEILING

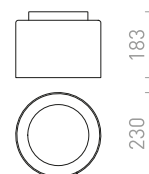
230 V E27 20 W IP44

R13684 clear glass/opal-colored glass/chrome

€ 198



G13307



IP44

VENICE

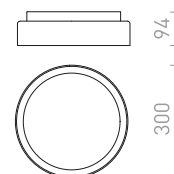
Ceiling light with a combined shade consisting of exterior clear glass and interior opal-colored glass, situated on a chrome-plated base and with built in LED. Suitable for use in bathrooms.

VENICE LED 30 CEILING

230 V LED 12 W 3000 K 900 lm Ra 80 IP44

R13685 clear glass/opal-colored glass/chrome

€ 248







BOGARD

Ceiling light that has two integrated LED light sources, one fixed and one directional.

BOGARD TWIN CEILING

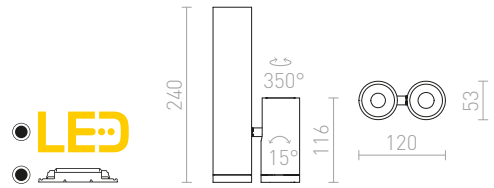
230 V LED 2x5 W $\angle 40^\circ$ 3000 K 700 lm Ra 80

R12499 matte black

€ 120

R12500 matt nickel

€ 88



BOGARD

Directional tube-shaped spotlight with integrated LED.

BOGARD CEILING

230 V LED 5 W $\angle 40^\circ$ 3000 K 414 lm Ra 80

R12497 matte black

€ 68

R12498 matt nickel

€ 78



BELENOS

Minimalistic cylindrical spotlight for GU10 light sources on a round base. Springs attached to the socket enable the use of light sources of various lengths.

BELENOS CEILING

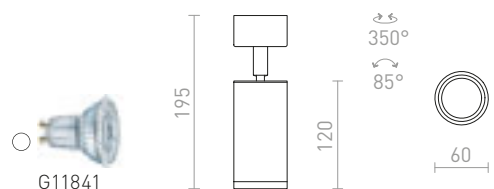
230 V LED GU10 9 W

R13363 white

€ 48

R13364 black

€ 48





CONDU

Solid cylindrical ceiling light with integrated LED and tilt-function.

CONDU CEILING

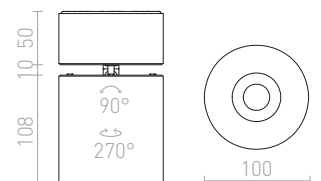
230 V LED 20 W $\angle 24^\circ$ 3000 K 1600 lm Ra 80

R12839 white

€ 120

R12840 black

€ 120





PIXIE

Ceiling light of aluminum for energy efficient LED light sources with GX53 fitting.

PIXIE CEILING

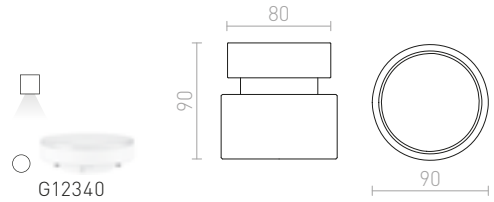
230 V LED GX53 7 W

R11770 white/chrome

€ 138

R11771 black/chrome

€ 138



DARIO

Cylindrical, directional ceiling light with GU10 socket for LED light sources, including a decorative shade of brushed black brass. Different color-combinations are available by purchasing additional shades in other colours.

DARIO CEILING

230 V GU10 9 W

R13867 white/brushed brass

€ 68

NEW

R13868 black/brushed brass

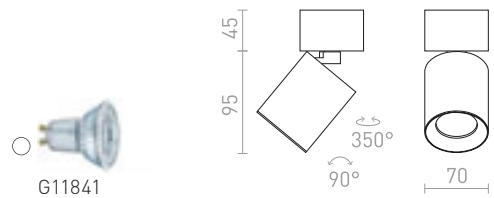
€ 68

NEW

R13869 brushed brass

€ 78

NEW



DARIO

Decorative inner shade of metal in various colors for the DARIO light.

DARIO DECORATIVE RING

R13876 white

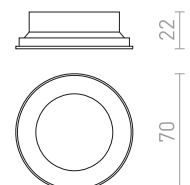
€ 8.50

NEW

R13877 black

€ 8.50

NEW





PIXIE

Directional light on a base with a GX53 socket for energy efficient LED light sources.

PIXIE DIRECTIONAL

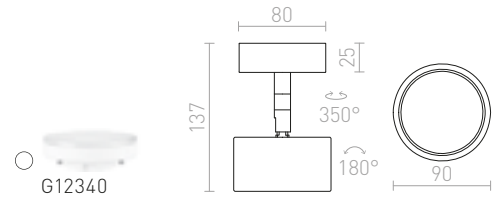
230 V LED GX53 7 W

R11772 white/chrome

€ 138

R11773 black/chrome

€ 138



SNAZZY

Cylindrical ceiling light with tilt-function for GU10 light sources.

SNAZZY

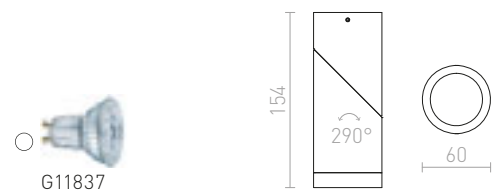
230 V GU10 35 W

R12670 white

€ 78

R13552 black

€ 78





KELLY LED

Dimmable ceiling light with an integrated fixed LED light source. TRIAC dimming.

KELLY LED DIMM CEILING

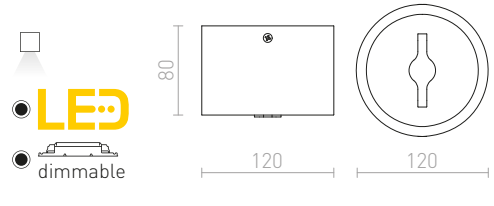
230 V LED 15 W $\angle 45^\circ$ 3000 K 750 lm Ra 85

R12633 white

€ 120

R12634 black

€ 120



RIGA

Ceiling light with integrated LED available in four colours.

RIGA 18 CEILING

230 V LED 4 W $\angle 38^\circ$ 3000 K 285 lm Ra 80

R12448 chrome

€ 68

R12449 copper


€ 68

R12450 white

€ 78

R12451 black

€ 78



RIGA 38 CEILING

230 V LED 6 W $\angle 38^\circ$ 3000 K 570 lm Ra 80

R12452 chrome

€ 68

R12453 copper

€ 68

R12454 white

€ 78

R12455 black

€ 78





CONNOR

Cylindrical ceiling light with a fixed GU10 socket.

CONNOR CEILING

230 V LED GU10 10 W

R13496 white/black

€ 48

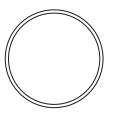

R13501 black/gold

€ 48



G11841

96



69



CANTO

Cylindrical ceiling light that can change appearance by adding the optional inner shades from the CANTO series.

CANTO CEILING LIGHT WITHOUT INNER SHADE
230 V LED GU10 8 W

R13471 white

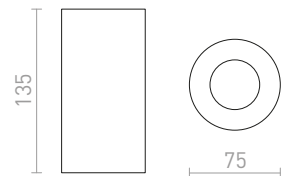
€ 48

R13472 black

€ 48



G11841



CANTO

Decorative inner shade in four color options for the CANTO ceiling light.

CANTO DECORATIVE INNER SHADE

R13473 white

€ 6

R13474 gold

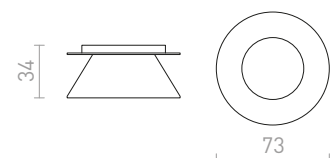
€ 6

R13475 copper foil

€ 6

R13476 black

€ 6





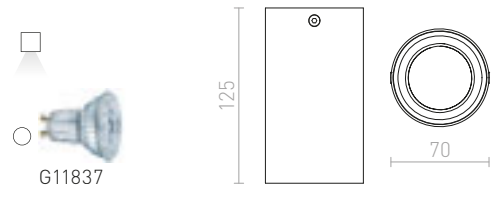
TUBA

Cylindrical ceiling light for fixed GU10 light sources.

TUBA CEILING
230 V GU10 35 W

R12745 matte white/gold

€ 48



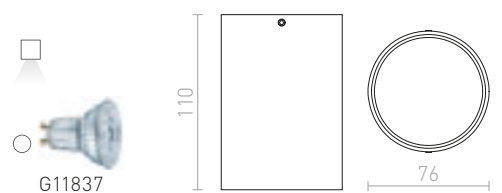
VADE

Ceiling light for fixed GU10 light sources.

VADE R
230 V GU10 35 W

R12669 white/black

€ 48





MAYO

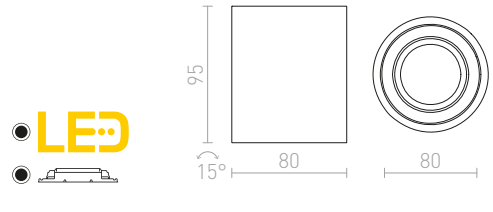
Cylindrical surface-mounted directional spotlight with integrated LED. Driver included.

MAYO R CEILING DIRECTIONAL

230 V LED 9 W $\angle 36^\circ$ 2700 K 400 lm Ra 80

R10374 brushed aluminum

€ 78 %



MEA

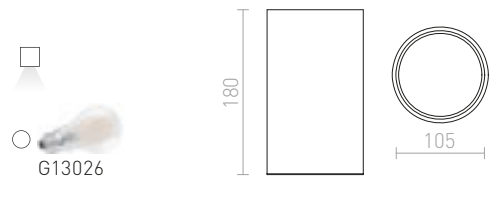
Cylindrical ceiling light with a satinated glass cover for a low energy E27 light source.

MEA CEILING CYLINDRICAL

230 V E27 18 W

R10212 brushed aluminum

€ 58 %



MOCCA

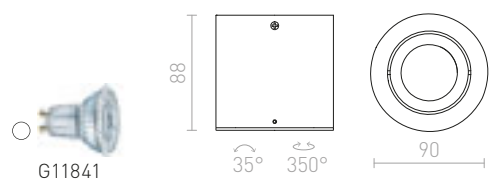
Cylindrical light of polished aluminum with tilt-function.

MOCCA CEILING

230 V GU10 50 W

R10124 aluminum

€ 78 →





MOMA

Cylindrical ceiling light with tilt-function, for light sources with GU10 fitting.

MOMA DIRECTIONAL

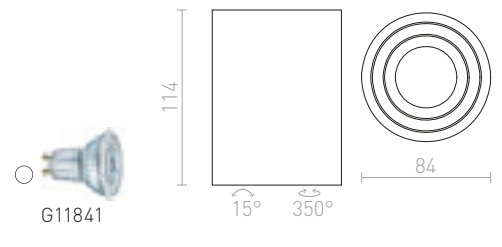
230 V GU10 35 W

R12044 white

€ 58

R12517 black

€ 58



MOMA

Cylindrical ceiling light for a fixed GU10 light source with a maximum height of 56 mm.

MOMA CEILING

230 V GU10 35 W

R12043 white

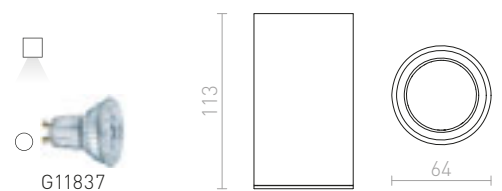
€ 35

R12047 matt nickel

€ 26

R12516 black

€ 35





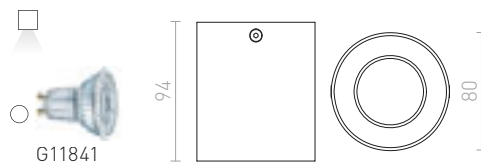
MANTOVA

Ceiling light with fixed GU10 socket.

MANTOVA I CEILING

230 V GU10 35 W

R12729 matte white	€ 38
R12730 brushed aluminum	€ 38
R12731 matte black	€ 38



MANTOVA II CEILING

230 V GU10 2x35 W

R12732 matte white	€ 68
R12733 brushed aluminum	€ 48
R12734 matte black	€ 68



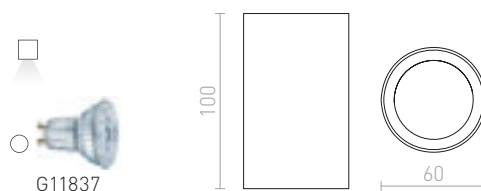
GAYA

Cylindrical surface-mounted ceiling light for a fixed light source with GU10 fitting.

GAYA

230 V GU10 35 W

R12667 white	€ 35
R12668 black	€ 35





MILANO

Surface-mounted ceiling light with tilt-function for GU10 light sources.

MILANO I CEILING

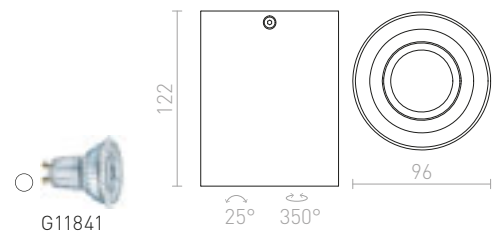
230 V GU10 35 W

R12681 matte black/brushed aluminum

€ 48

R12682 brushed aluminum

€ 48

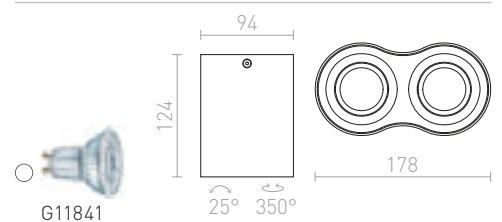


MILANO II CEILING

230 V GU10 2x35 W

R12684 brushed aluminum

€ 68







AGATE

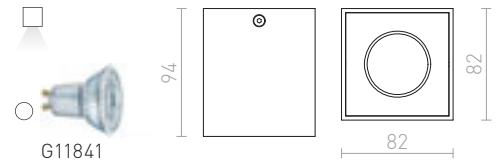
Angular ceiling light with fixed GU10 socket.

AGATE I CEILING

230 V GU10 35 W

R12735 matte white

€ 35



AGATE II CEILING

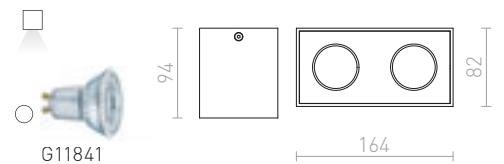
230 V GU10 2x35 W

R12737 matte white

€ 58

R12738 brushed aluminum

€ 35



ENKI

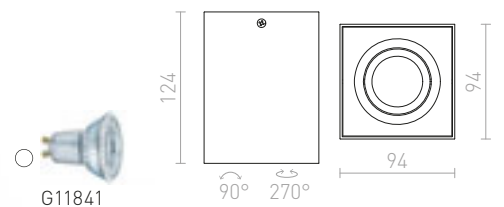
Angular surface-mounted ceiling light with tilt-function and GU10 socket.

ENKI EDG I

230 V GU10 35 W

R12672 white

€ 58

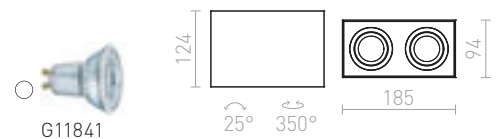


ENKI EDG II

230 V GU10 2x35 W

R12673 white

€ 98





BERIT

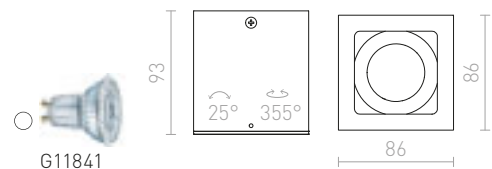
Angular ceiling lamp of aluminum for GU10 light sources that can be tilted in two axes.

BERIT I CEILING

230 V GU10 50 W

R10119 aluminum

€ 58 %



BERIT II CEILING

230 V GU10 2x50 W

R10120 aluminum

€ 68 %





JAMES

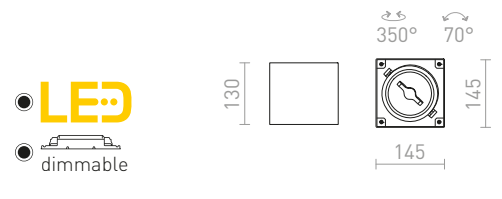
Lacquered ceiling light with built in LED that can be tilted in two axis. TRIAC dimming.

JAMES I DIMM CEILING

230 V LED 15 W $\angle 24^\circ$ 3000 K 800 lm Ra 80

R13361 matte white

€ 88 %

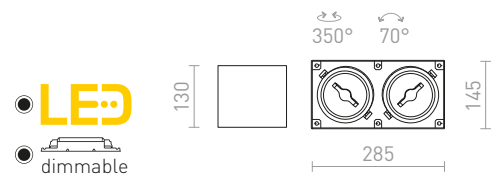


JAMES II DIMM CEILING

230 V LED 2x15 W $\angle 24^\circ$ 3000 K 1600 lm Ra 80

R13362 matte white

€ 158 %



MAYO

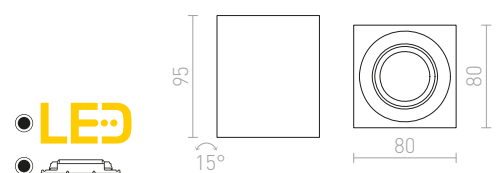
Angular surface-mounted spotlight with integrated LED. Driver included.

MAYO SQ CEILING DIRECTIONAL

230 V/700 mA LED 9 W $\angle 36^\circ$ 2700 K 400 lm Ra 80

R10326 white

€ 120 %







MARVEL

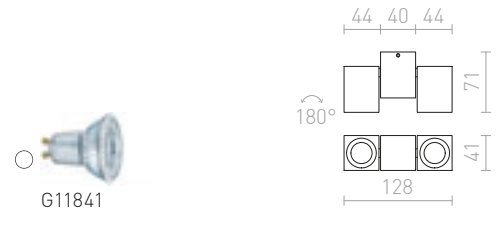
Angular fixture of aluminum for two GU10 light sources that can be tilted individually on a centred base.

MARVEL II DIRECTIONAL

230 V GU10 2x50 W

R10171 aluminum

€ 48 %



MARVEL

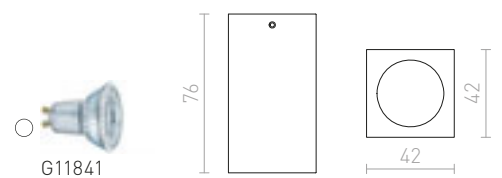
Angular light of aluminum for GU10 light sources. No tilt-function.

MARVEL CEILING

230 V GU10 50 W

R10122 aluminum

€ 14.50 %

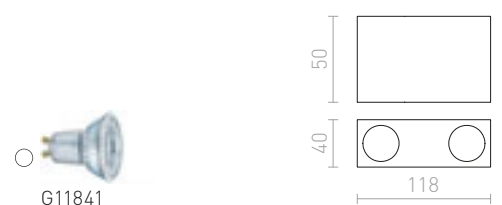


MARVEL II CEILING

230 V GU10 2x50 W

R10123 aluminum

€ 15.50 %





MEZZO

Ceiling lamp with a built in LED light source and lacquered aluminum frame. The fixture is supplied with a frosted polycarbonate light diffuser. When combined with the suspension kit it can also be installed as a pendant.

MEZZO 40 DIMM CEILING

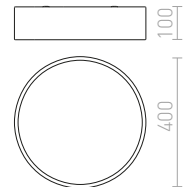
230 V LED 30 W 3000 K 1800 lm Ra 80

R13328 white

€ 258

R13329 black

€ 258



MEZZO 60 DIMM CEILING

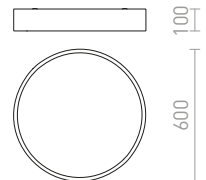

230 V LED 60 W 3000 K 3700 lm Ra 80

R13332 white

€ 480

R13333 black

€ 480

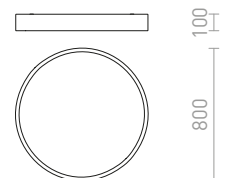



MEZZO 80 DIMM CEILING

230 V LED 100 W 3000 K 6400 lm Ra 80

R13334 white

€ 850









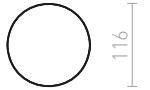
LARISA

Ceiling light with integrated LED and a minimalistic frame.

LARISA R 12 CEILING

230 V LED 10 W 3000 K 800 lm Ra 80

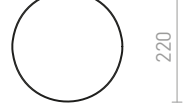
R12842 white	€ 58
R12843 pearl gold	€ 58
R13479 black	€ 58



LARISA R 22 CEILING

230 V LED 20 W 3000 K 1600 lm Ra 80

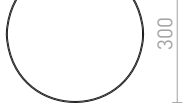
R13481 white	€ 98
R13482 pearl gold	€ 98
R13483 black	€ 98



LARISA R 30 CEILING

230 V LED 30 W 3000 K 2400 lm Ra 80


R12844 white	€ 138
R12845 pearl gold	€ 150
R13480 black	€ 138



LARISA R 40 CEILING

230 V LED 50 W 3000 K 4000 lm Ra 80

R13484 white	€ 215
R13485 pearl gold	€ 215
R13486 black	€ 215





LARISA

Ceiling light with integrated LED and a minimalistic frame. TRIAC dimming.

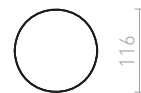

LARISA R 12 DIMM CEILING

230 V LED 10 W 3000 K 800 lm Ra 80

R13157 white € 88

R13164 pearl gold € 88

R13551 black € 88



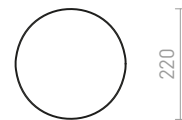

LARISA R 22 DIMM CEILING

230 V LED 20 W 3000 K 1600 lm Ra 80

R13743 pearl gold € 138

R13843 black € 129

R13844 white € 129



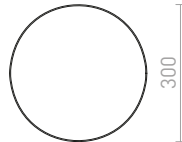

LARISA R 30 DIMM CEILING

230 V LED 30 W 3000 K 2400 lm Ra 80

R13177 white € 178

R13178 pearl gold € 178

R13570 black € 178









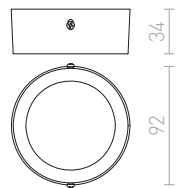
HUE

Very thin surface-mounted light with integrated high-output LED. The frames are available in chrome, black chrome, matte nickel, white lacquer or imitation wood.

HUE R 9 CEILING

230 V LED 6 W 3000 K 540 lm Ra 80

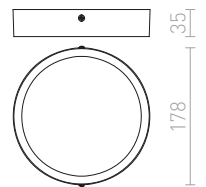
R12790 white	€ 26
R12791 black chrome	€ 19.50
R12792 chrome	€ 24
R12794 imitation beech	€ 28



HUE R 17 CEILING

230 V LED 18 W 3000 K 1620 lm Ra 80

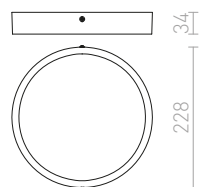
R12795 white	€ 58
R12798 matt nickel	€ 48
R12799 imitation beech	€ 48
R13404 dark walnut imitation	€ 48



HUE R 22 CEILING

230 V LED 24 W 3000 K 2160 lm Ra 80

R12800 white	€ 68
R12804 imitation beech	€ 68
R13405 dark walnut imitation	€ 68





HUE

Very thin surface-mounted light with high output dimmable LED. The frames are available in chrome, black chrome, matte nickel, white lacquered or imitation wood. TRIAC dimming.

HUE R 9 DIMM CEILING

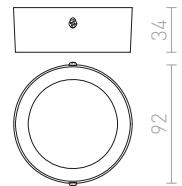
230 V LED 6 W 3000 K 540 lm Ra 80

R13137 white	€ 58
R13138 black chrome	€ 58
R13139 chrome	€ 58
R13141 imitation beech	€ 58



LED

dimmmable



HUE R 17 DIMM CEILING

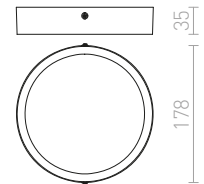
230 V LED 18 W 3000 K 1620 lm Ra 80

R13073 white	€ 120
R13076 matt nickel	€ 120
R13077 imitation beech	€ 120
R13444 dark walnut imitation	€ 120



LED

dimmmable



HUE R 22 DIMM CEILING

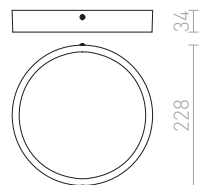
230 V LED 24 W 3000 K 2160 lm Ra 80

R13078 white	€ 129
R13082 imitation beech	€ 138
R13445 dark walnut imitation	€ 129



LED

dimmmable









MENSA

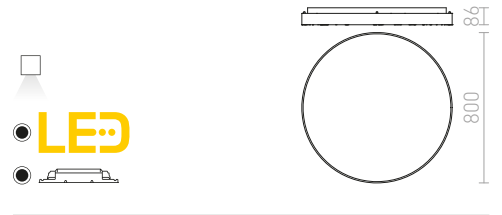
Ceiling light with integrated LED, a brushed aluminum frame and a diffuser of frosted acrylic.

MENSA R 80 CEILING

230 V LED 80 W 3000 K 6800 lm Ra 80

R12119 brushed aluminum

€ 560 %



ALLEGRO

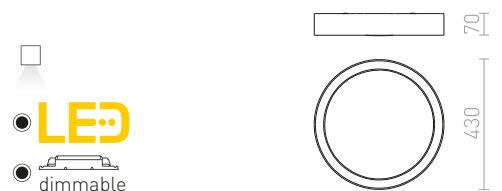
Ceiling light with built in LED, a lacquered aluminum frame and a recessed plastic diffuser. TRIAC dimming.


ALLEGRO II 43 DIMM CEILING

230 V LED 30 W 3000 K 1950 lm Ra 80

R13730 white

€ 360





LARISA

Ceiling light with integrated LED and a minimalistic frame.

LARISA SQ 17 CEILING

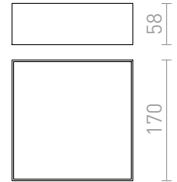
230 V LED 15 W 3000 K 1200 lm Ra 80

R12848 white

€ 78

R12849 black

€ 78



LARISA SQ 22 CEILING

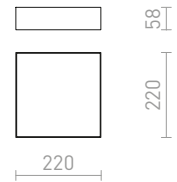
230 V LED 20 W 3000 K 1600 lm Ra 80

R13487 white

€ 88

R13488 black

€ 88



LARISA SQ 30 CEILING

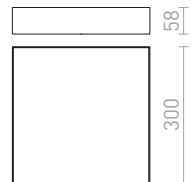
230 V LED 30 W 3000 K 2400 lm Ra 80

R12850 white

€ 138

R12851 black

€ 138



LARISA SQ 40 CEILING

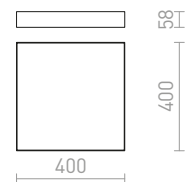
230 V LED 50 W 3000 K 4000 lm Ra 80

R13489 white

€ 188

R13490 black

€ 188









LARISA

Ceiling light with integrated LED and a minimalistic frame. TRIAC dimming.

LARISA SQ 17 DIMM CEILING

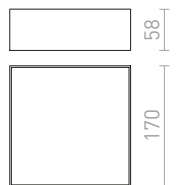
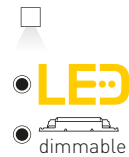
230 V LED 15 W 3000 K 1200 lm Ra 80

R13158 white

€ 98

R13938 black

€ 98



LARISA SQ 22 DIMM CEILING

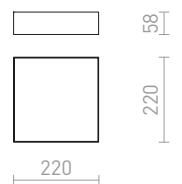

230 V LED 20 W 3000 K 1600 lm Ra 80

R13851 white

€ 120

R13939 black

€ 120



LARISA SQ 30 DIMM CEILING

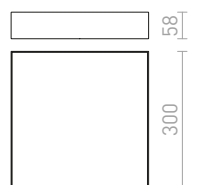

230 V LED 30 W 3000 K 2400 lm Ra 80



R13267 white

€ 178

R13268 black

€ 178





MENSA

Ceiling light with integrated LED, a lacquered or brushed aluminum frame and a diffuser of frosted acrylic.

MENSA SQ 40 CEILING

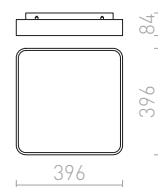
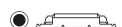

230 V LED 38 W 3000 K 2470 lm Ra 80

R10582 white

€ 198 %

R11290 brushed aluminum

€ 220 %



MENSA SQ 48 CEILING

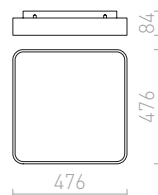

230 V LED 56 W 3000 K 3640 lm Ra 80

R11299 brushed aluminum

€ 178 %

R12120 white

€ 268 →

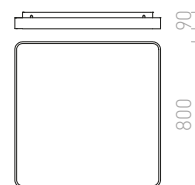



MENSA SQ 80 CEILING

230 V LED 138 W 3000 K 8700 lm Ra 80

R12121 brushed aluminum

€ 580 %







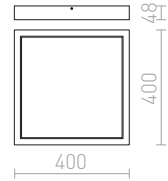
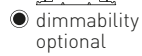
STRUCTURAL

Surface-mounted light with integrated LED and a lacquered aluminum frame. Driver included.

STRUCTURAL LED 40x40 SURFACE MOUNTED
230 V LED 40 W 3000 K 2918 lm Ra 80

R12063 white

€ 215



STRUCTURAL

LED ceiling light of aluminum profile in elegant design, with an opal-colored PMMA diffuser. Available in natural aluminum or white lacquered versions.

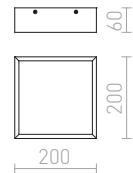
STRUCTURAL LED 20x20 SURFACE MOUNTED
230 V LED 12 W 3000 K 900 lm Ra 80

R13707 white

€ 150 →

R13708 brushed aluminum

€ 150 →



STRUCTURAL LED 55x55 SURFACE MOUNTED

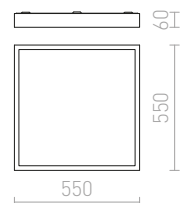
230 V LED 48 W 3000 K 3600 lm Ra 80

R13711 white

€ 229 %

R13712 brushed aluminum

€ 229 %










HUE

Very thin surface-mounted light with integrated high-output LED. The frames are available in chrome, black chrome, matte nickel, white lacquer or imitation wood.

HUE SQ 9 CEILING

230 V LED 6 W 3000 K 540 lm Ra 80

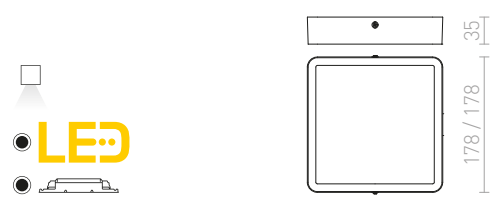
R12805 white	€ 24	➔
R12806 black chrome	€ 18	%
R12807 chrome	€ 17	%
R12808 matt nickel	€ 15	%



HUE SQ 17 CEILING

230 V LED 18 W 3000 K 1620 lm Ra 80

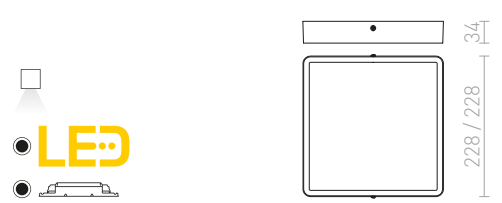
R12810 white	€ 58	➔
R12811 black chrome	€ 32	%
R12812 chrome	€ 35	%
R12813 matt nickel	€ 32	%
R12814 imitation beech	€ 58	➔



HUE SQ 22 CEILING

230 V LED 24 W 3000 K 2160 lm Ra 80

R12815 white	€ 78	➔
R12816 black chrome	€ 48	%
R12817 chrome	€ 48	%
R12818 matt nickel	€ 35	%





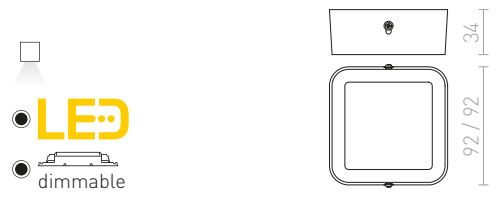
HUE

Very thin surface-mounted light with high output dimmable LED. The frames are available in chrome, black chrome, matte nickel, white lacquered or imitation wood. TRIAC dimming.

HUE SQ 9 DIMM CEILING

230 V LED 6 W 3000 K 540 lm Ra 80

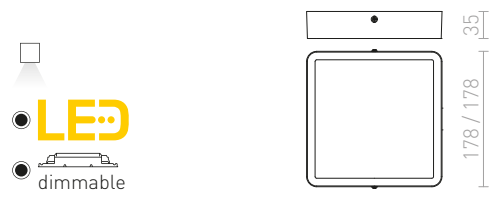
R13142 white	€ 58	→
R13143 black chrome	€ 58	→
R13144 chrome	€ 58	→
R13145 matt nickel	€ 58	→



HUE SQ 17 DIMM CEILING

230 V LED 18 W 3000 K 1620 lm Ra 80


R13083 white	€ 120	→
R13084 black chrome	€ 120	→
R13085 chrome	€ 120	→
R13086 matt nickel	€ 120	→
R13087 imitation beech	€ 120	→



HUE SQ 22 DIMM CEILING

230 V LED 24 W 3000 K 2160 lm Ra 80

R13088 white	€ 138	→
R13089 black chrome	€ 129	→
R13090 chrome	€ 129	→
R13091 matt nickel	€ 129	→







SOCORRO

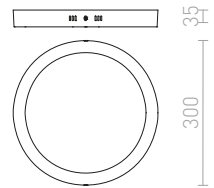
Flat surface-mounted light with integrated LED.

SOCORRO R 300 SURFACE MOUNTED

230 V LED 24 W 3000 K 1920 lm Ra 80

R12973 white

€ 58



SLENDER

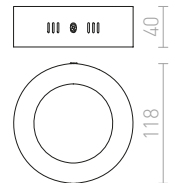

Thin surface-mounted LED light.

SLENDER R 12 SURFACE MOUNTED

230 V LED 6 W 3000 K 540 lm Ra 80

R11281 matt nickel

€ 17

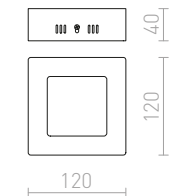



SLENDER SQ 12 SURFACE MOUNTED

230 V LED 6 W 3000 K 540 lm Ra 80

R11284 matt nickel

€ 17

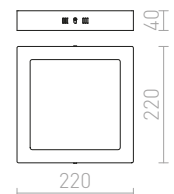



SLENDER SQ 22 SURFACE MOUNTED

230 V LED 18 W 3000 K 1620 lm Ra 80

R11285 matt nickel

€ 32









MELISA

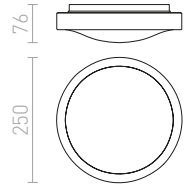
Surface-mounted light with integrated LED, a shade of frosted acrylic and a frame of brushed aluminum.

MELISA 25 CEILING

230 V LED 12 W 3000 K 840 lm Ra 80

R11296 aluminum

€ 58

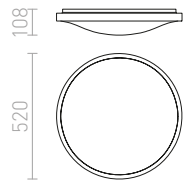


MELISA 52 CEILING

230 V LED 40 W 3000 K 2200 lm Ra 80

R11297 aluminum

€ 120



SEMPRE

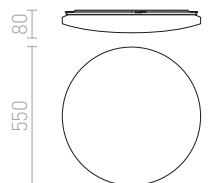
Ceiling light with integrated LED and a shade of frosted acrylic.

SEMPRE R 55 CEILING

230 V LED 56 W 3000 K 3920 lm Ra 80

R12434 frosted acrylic

€ 178

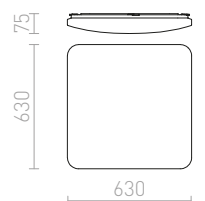


SEMPRE SQ 63 CEILING

230 V LED 76 W 3000 K 5320 lm Ra 80

R12439 frosted acrylic

€ 215







SEMPRE

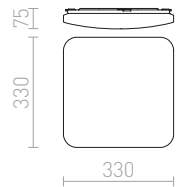
Ceiling light with a shade of frosted acrylic that has built-in LED and motion sensor.

SEMPRE SQ 33 SENSOR CEILING

230 V LED 24 W 3000 K 1680 lm Ra 80

R12440 frosted acrylic

€ 120

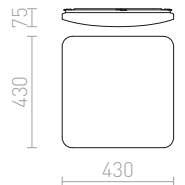


SEMPRE SQ 43 SENSOR CEILING

230 V LED 36 W 3000 K 2520 lm Ra 80

R12441 frosted acrylic

€ 150

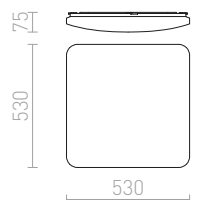


SEMPRE SQ 53 SENSOR CEILING

230 V LED 56 W 3000 K 3920 lm Ra 80

R12442 frosted acrylic

€ 188

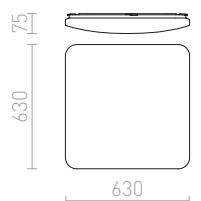


SEMPRE SQ 63 SENSOR CEILING

230 V LED 76 W 3000 K 5320 lm Ra 80

R12443 frosted acrylic

€ 129





STRUCTURAL

Surface-mounted LED light with a lacquered aluminum frame. Including a built-in driver.

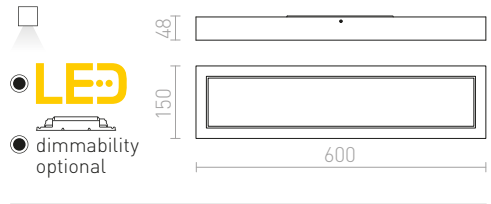
STRUCTURAL LED 60x15 SURFACE MOUNTED

230 V LED 22 W 3000 K 1370 lm Ra 80

R12064 white

€ 120

%



IP65



TRIDENT PRO

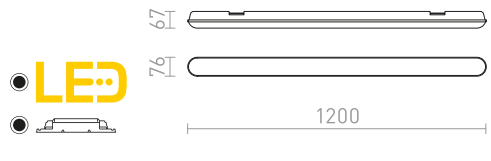
Linear factory-grade LED-light for ceiling installation or suspension if used with suspension kit G13672. High light output and with IP65 protection. Supplied without the suspension kit and power cable. Multiple lights can be linked in a series.

TRIDENT PRO 120 BODY

230 V LED 40 W 4000 K 5200 lm Ra 80 IP65

G13670 grey/matte acrylic

€ 58

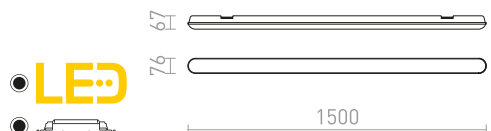


TRIDENT PRO 150 BODY

230 V LED 60 W 4000 K 7800 lm Ra 80 IP65

G13671 grey/matte acrylic

€ 88







WALL LAMPS

BATHROOM	184-209
DECORATIVE	210-219
COMBINED	220-223
ON ARM	224-227
PLASTER	228-237
INDIRECT	238-239
UP - DOWN	240-255
PICTURE LIGHTS	256-259
UNDER CABINETS	260-261
GUIDING LIGHTS	262-265

WALL LAMPS

BATHROOM

184-209



SWAY
184-185



PANON SHORT
184-185



PANON LONG
184-185



IMPERISO 60
184-185



MONET 84
186-187



LUISA 60
186-187




CASSAMBA 60
186-187



PALEA 300
188-189



PALEA 500
188-189



PARAGNA
188-189



MAREA 60
188-189



YOLO SQ
190-191



PARIS
190-191



SAVOY 24
190-191



BALEA 500
190-191



LEVIA 60
192-193



LEVIA 90
192-193



LEVIA 120
192-193



AMENITY 60
194-195



AMENITY 90
194-195



AMENITY 120
194-195



PERISA 60
194-195



PERISA 90
194-195



IMPERIA 90
196-197



IMPERIA 120
196-197



ADAGIO 60
196-197



MARINA LED 60
198-199



MARINA LED 90
198-199



MARINA LED 120
198-199



CRESCENDO 90
200-201



MIRANDA 60
200-201



MIRANDA 120
200-201



TAMPA 60
202-203



TAMPA
202-203



FLORIO 49
202-203



CORAZON 60
204-205



CORAZON 90
204-205



FAO 90
204-205



LINN I
206-207



LINN III
206-207



BOLLY III
206-207



VALTO I
206-207



VALTO III
206-207



DUBLIN I
208-209



DUBLIN II
208-209



DUBLIN III
208-209



DUBLIN IV
208-209

**WALL LAMPS
DECORATIVE**

210-219



CALLUM RR4 250
210-211



CALLUM RL2 250
210-211



CALLUM RD2 250
210-211



GLANS RR2 150
212-213



GLANS RB2 165
212-213



RON W 15/25
214-215



LOPE W 25/14
214-215



SELENA
216-217



SOLARIS
216-217



JERSEY
218-219



SHARP
218-219



HUDSON
218-219

WALL LAMPS COMBINED

220-223



VERSA
220-221



VERSINA
220-221



PERTH
220-221



TIARA
222-223



PLAZA
222-223



TAINA
222-223

WALL LAMPS ON ARM

224-227



MADISON W
224-225



ASHLEY
224-225



MONTANA
226-227



ANTE
226-227

WALL LAMPS PLASTER

228-237



GINA S
228-229



CHIC
228-229



BODIE
228-229



BENITA
228-229



GRANITA II
228-229



GAN
230-231



VERITA
230-231



COWLEY
230-231



CRESCENT
232-233



CRESCENT L
232-233



SID
232-233



JACK SQ
234-235



JACK RC S
234-235



HAY
234-235



KUBIS
234-235



ROLO 36
236-237



ROLO 45
236-237



WIM
236-237

**WALL LAMPS
INDIRECT**

238-239



FOND
238-239



BRUXEL 12
238-239



VIENNA
238-239



ATHI
238-239



ATLANTA 13
238-239

**WALL LAMPS
UP - DOWN**

240-255



TITO R
240-241



TITO SQ
240-241



CARRE
240-241



DAFFY
242-243



BIARITZ
242-243



TUBA W
242-243



MIDZACK
242-243



MOIRE I
244-245



MOIRE II
244-245



MICO I
244-245



MICO II
244-245



MARIO
246-247



REEM
246-247



ROZA
246-247



TAPA
246-247



NAXOS
246-247



TRIP SQ
248-249



ESSEX
248-249



ONYX
248-249



DIDO
248-249



KORSO II
248-249



PEKKO
248-249



AGATE II
250-251



DESMOND II
250-251



NICK II
250-251



UKKO
250-251



CHLOE
252-253



LEA
252-253



TORINO
252-253



NEMAN
252-253



TWIST
254-255



PRIO LED 62
254-255

WALL LAMPS PICTURE LIGHTS



SWAY
256-257



SWING
256-257



PANON LONG
256-257



LUISA 60
258-259



IMPERISO 60
258-259



MAREA 60
258-259

WALL LAMPS
UNDER CABINETS

260-261



FLORIO 49
260-261



CORAZON 60
260-261



CORAZON 90
260-261

WALL LAMPS
GUIDING LIGHTS

262-265



AQILA R
262-263



AQILA RC
262-263



AMBER
262-263



TICO I
262-263



AQILA SQ
262-263



BOBO R
264-265



BOBO RC
264-265



BOBO SQ
264-265



IP44



IP44

PANON

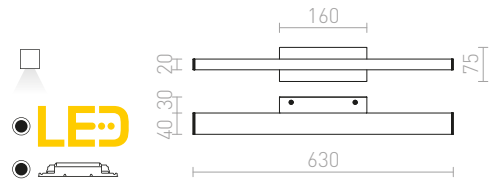
Linear light with integrated LED and a centered base. Suitable in wet environments.

PANON SHORT WALL

230 V LED 18 W 3000 K 1700 lm Ra 80 IP44

R12949 chrome

€ 138



PANON LONG WALL

230 V LED 12 W 3000 K 900 lm Ra 80 IP44

R12950 chrome

€ 120





IP44

SWAY

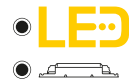
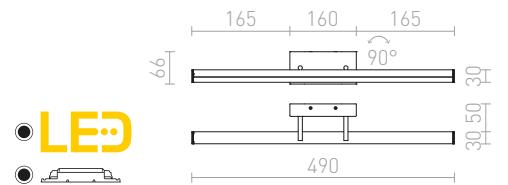
Linear light with integrated LED and tilt-function suitable as picture light or above mirrors.

SWAY BATHROOM

230 V LED 12 W 3000 K 1060 lm Ra 80 IP44

R12951 chrome

€ 120



IP44

IMPERISO

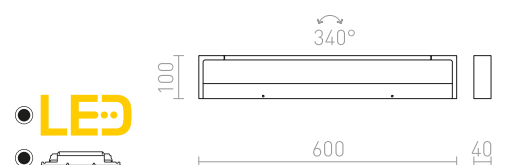
Linear LED light suitable above mirrors. The front part of the light can be turned around a horizontal axis. May be used in wet environments.

IMPERISO 60

230 V LED 18 W 3000 K 1769 lm Ra 80 IP44

R13555 white

€ 248





IP44



MONET

Linear LED light suitable above mirrors that may be installed in wet environments.

MONET 84 WALL

230 V LED 29 W 3000 K 1892 lm Ra 80 IP44

R13337 frosted acrylic/chrome

€ 278 




LED

50

250

87

835





IP54

LUISA

Linear LED light suitable above mirrors for downwards illumination. May be used in wet environments.

LUISA 60 WALL

230 V LED 12 W 3000 K 1138 lm Ra 80 IP54

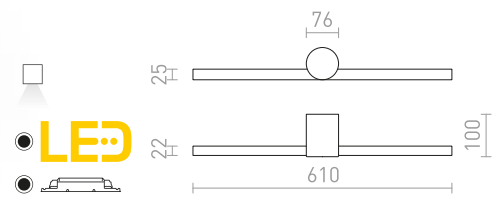
R13735 white

€ 150

R13853 black

€ 150

NEW



IP44

CASSAMBA

Tube-shaped wall lamp with built-in LED on an oblong base, suitable for bathrooms. The color temperature of the light can be changed using a switch on the inside of the base: 3000K and 4000K.

CASSAMBA 60 WALL

230 V LED 12 W 3000 K 4000 K 700 lm Ra 80 IP44

R13888 black/frosted acrylic

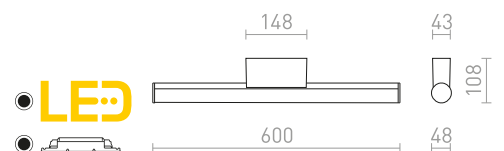
€ 178


NEW

R13889 chrome/frosted acrylic


€ 178

NEW





IP44



IP44



IP44

PALEA

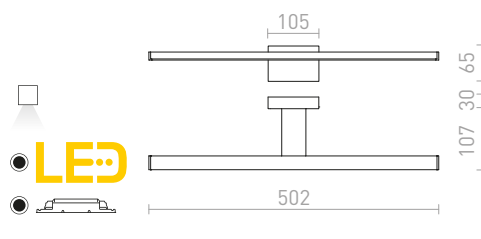
Bathroom wall lamp with integrated LED. Suitable for use in wet environments.

PALEA 500

230 V LED 7 W 3000 K 308 lm Ra 80 IP44

R10613 chrome

€ 150

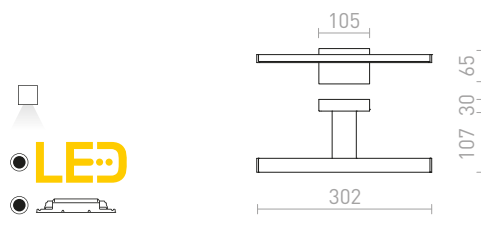


PALEA 300

230 V LED 4,4 W 3000 K 189 lm Ra 80 IP44

R10614 chrome

€ 120



PARAGNA

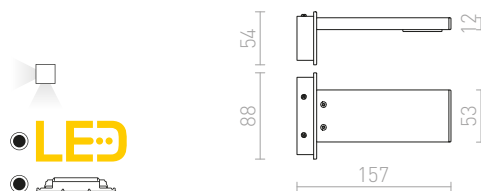
Bathroom wall lamp with integrated LED.

PARAGNA WALL

230 V LED 5,7 W 3000 K 246 lm Ra 80 IP44

R10612 chrome

€ 78





IP44

MAREA

Linear LED light suitable above mirrors for downwards illumination. May be used in wet environments.

MAREA 60 WALL

230 V LED 18 W 3000 K 1954 lm Ra 80 IP44

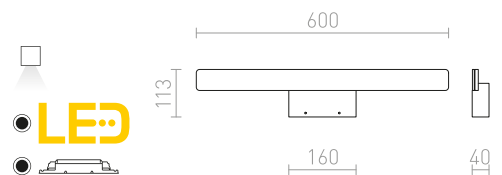
R13554 white

€ 188

R13852 black

€ 188

NEW



IP44

PARIS

Bathroom light of chrome-plated solid metal with integrated LED, suitable for cabinets or shelves.

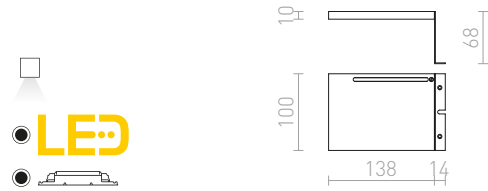
PARIS FOR CABINETS

230 V LED 3 W $\angle 120^\circ$ 3000 K 210 lm Ra 80 IP44

R12398 chrome

€ 68

%



IP44

SAVOY

Rectangular bathroom light of chrome-plated metal with built-in LED, for UP/DOWN illumination. Suitable for cabinets or shelves.

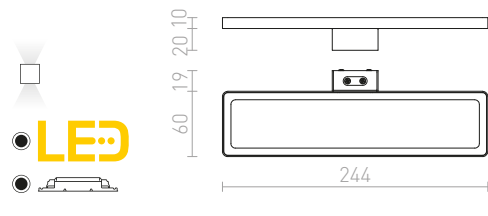
SAVOY 24 FOR CABINETS

230 V LED 8 W $\angle 120^\circ$ 3000 K 300 lm Ra 80 IP44

R12399 chrome

€ 88

%



IP44

BALEA

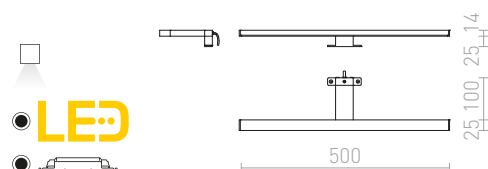
Linear bathroom light with built-in LED and an arm for installation on cabinets or shelves.

BALEA 500 FOR CABINETS

230 V LED 7 W $\angle 120^\circ$ 3000 K 370 lm Ra 80 IP44

R12400 chrome

€ 120





IP44



YOLO

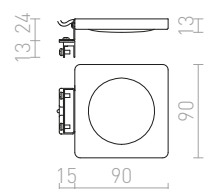
Bathroom light with built-in LED for fixing on cabinets and mirrors.

YOLO SQ ABOVE MIRROR

12 V= LED 4 W 3000 K 215 lm Ra 80 IP44

R10588 chrome

€ 48 %





LEVIA

Linear wall light with integrated LED suitable in wet environments. The light can be mounted on a cabinet or shelf using the R12581 brackets.

LEVIA 60 WALL

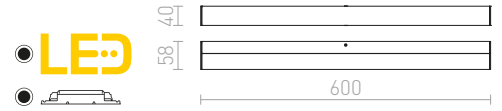
230 V LED 12 W $\angle 120^\circ$ 3000 K 900 lm Ra 80 IP44

R12401 aluminum

€ 150

R12402 chrome

€ 150



IP44

LEVIA 90 WALL

230 V LED 18 W $\angle 120^\circ$ 3000 K 1300 lm Ra 80 IP44

R12403 aluminum

€ 198

R12404 chrome

€ 215



IP44

LEVIA 120 WALL

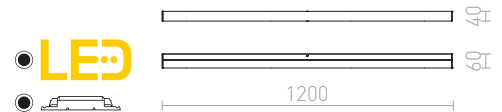
230 V LED 24 W $\angle 120^\circ$ 3000 K 1700 lm Ra 80 IP44

R12405 aluminum

€ 248

R12406 chrome

€ 258



IP44

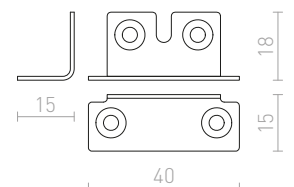
LEVIA

Chrome-plated brackets for cabinet installation of products: R12401, R12402, R12403, R12404, R12405 and R12406.

LEVIA FIXING SET FOR CABINETS

R12581 chrome

€ 3.80





IP44

IP44

PERISA

Linear light for fluorescent tubes suitable above mirrors. Available in brushed aluminum or white lacquered finish. May be installed in wet environments.

PERISA 60 WALL

230 V G5 14 W IP44

R10262 white

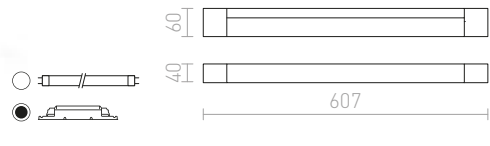
€ 98

%

R10264 brushed aluminum

€ 120

%



PERISA 90 WALL

230 V G5 21 W IP44

R10263 white

€ 78

%

R10265 brushed aluminum

€ 120

%





IP44



IP44



IP44



AMENITY

Linear wall light with integrated LED and chrome-plated end caps. Suitable in wet environments.

AMENITY 120 WALL

230 V LED 14 W 3000 K 830 lm Ra 80 IP44

R12641 chrome

€ 229



AMENITY 90 WALL

230 V LED 11 W 3000 K 580 lm Ra 80 IP44

R12640 chrome

€ 215

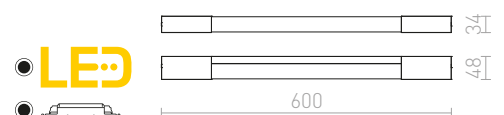


AMENITY 60 WALL

230 V LED 8 W 3000 K 400 lm Ra 80 IP44

R12639 chrome

€ 178







IP44

ADAGIO

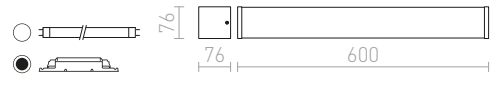
Solid angular light with a plastic diffuser and chrome-plated details. Suitable in wet environments.

ADAGIO 60 WALL

230 V G5 24 W IP44

R12217 chrome

€ 120 %



IP44

IMPERIA

Rectangular bathroom light with plastic cover and chrome-plated details.

IMPERIA 120 WALL

230 V G5 28 W IP44

R12219 chrome

€ 158 %



IP44

IMPERIA 90 WALL

230 V G5 39 W IP44

R12218 chrome

€ 150 %



IP44



IP44



IP44

MARINA

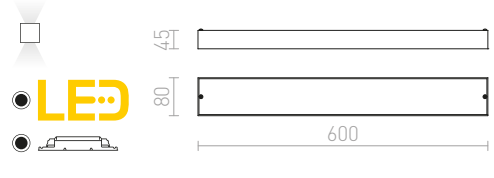
Wall-mounted linear light with integrated LED for UP/DOWN illumination. Suitable in wet environments.

MARINA LED 60 WALL

230 V LED 14 W 3000 K 550 lm Ra 80 [IP44](#)

R11993 chrome

€ 178

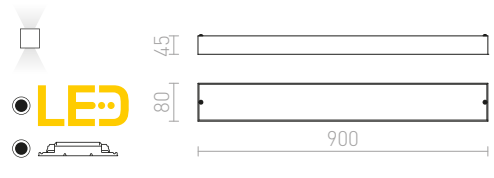


MARINA LED 90 WALL

230 V LED 19 W 3000 K 800 lm Ra 80 [IP44](#)

R11996 chrome

€ 238

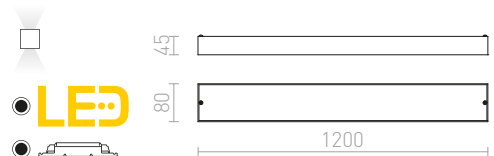


MARINA LED 120 WALL

230 V LED 25 W 3000 K 950 lm Ra 80 [IP44](#)

R11998 chrome

€ 360









IP44

MIRANDA

Linear light with integrated LED suitable in wet environments.

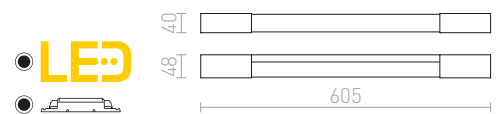
MIRANDA 60 WALL

230 V LED 8 W 3000 K 470 lm Ra 80 IP44

R12407 chrome

€ 150

%



IP44

MIRANDA 120 WALL

230 V LED 14 W 3000 K 1000 lm Ra 80 IP44

R12409 chrome

€ 220

%



IP44

CRESCENDO

Bathroom light with rounded plastic cover and chrome-plated details, suitable above or around mirrors. May be installed in wet environments.

CRESCENDO 90 WALL

230 V G5 39 W IP44

R12220 chrome

€ 150

%





IP44



FLORIO

Bathroom light with integrated LED and a socket for low consumption appliances up to 100W.

FLORIO 49

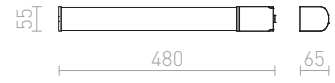
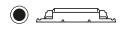
230 V LED 8 W 3000 K 640 lm Ra 80 IP44

R12903 white

€ 88 →

R12904 chrome

€ 98 →



IP44

TAMPA


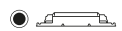
Linear bathroom light with integrated LED suitable above mirrors, with the option to purchase end-caps in different colors [R12906, R12907, R12908].

TAMPA 60 WALL LIGHT WITHOUT END CAPS

230 V LED 15 W 3000 K 1400 lm Ra 80 IP44

R12905 white

€ 68



TAMPA

Separate end-caps available in three colours for use with R12905.

TAMPA END CAPS 2 PCS

R12906 white

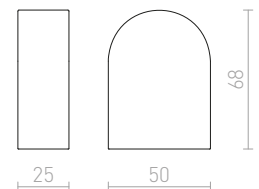
€ 2.20

R12907 silver grey

€ 3.80 %

R12908 chrome

€ 5.50









IP44

FAO

Linear surface-mounted light with a cover of frosted acrylic suitable in wet environments.

FAO 90 WALL
230 V G5 21 W IP44

R10491 chrome

€ 78 %



IP44

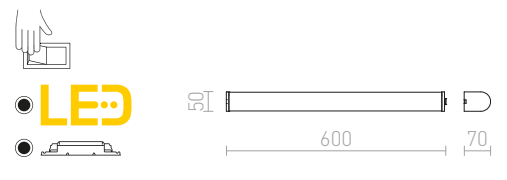
CORAZON

Linear light with integrated LED suitable in wet environments.

CORAZON 60
230 V LED 15 W 3000 K 1200 lm Ra 80 IP44

R12901 chrome

€ 78



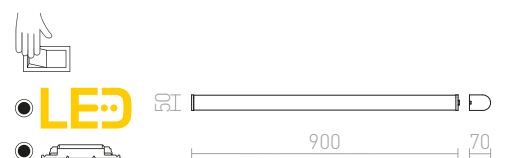
IP44

CORAZON 90

230 V LED 20 W 3000 K 1600 lm Ra 80 IP44

R12902 chrome

€ 120





IP44



IP44

LINN

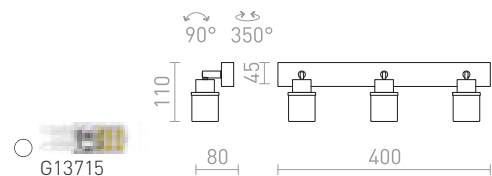
Ceiling or wall lamp of opal-colored glass on a chrome-plated base. Suitable in bathrooms.

LINN III SURFACE MOUNTED

230 V G9 LED 3x3 W IP44

R13703 opal-colored glass/chrome

€ 120

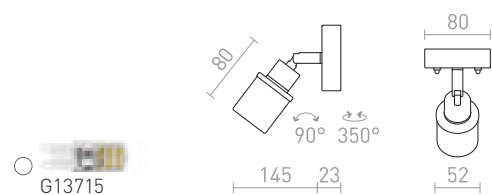


LINN I WALL

230 V G9 LED 3 W IP44

R13695 opal-colored glass/chrome

€ 48





IP44



BOLLY

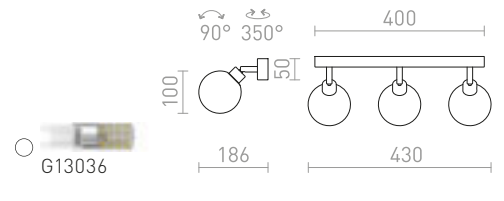
Ceiling or wall lamp of opal-colored glass on a chrome-plated base. Suitable for use in bathrooms.

BOLLY III SURFACE MOUNTED

230 V G9 LED 3x3 W IP44

R13691 opal-colored glass/chrome

€ 129



IP44

VALTO

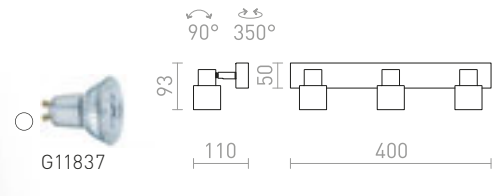
Ceiling or wall lamp with a directional shade and GU10 socket for LED light sources. Suitable in bathrooms.

VALTO III SURFACE MOUNTED

230 V GU10 LED 3x5 W IP44

R13704 chrome

€ 88



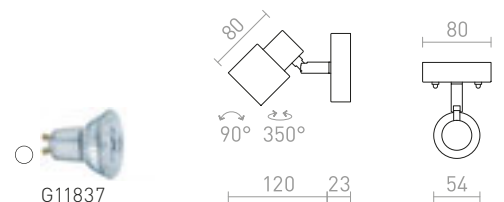
IP44

VALTO I WALL

230 V GU10 LED 5 W IP44

R13696 chrome

€ 48







IP44

DUBLIN

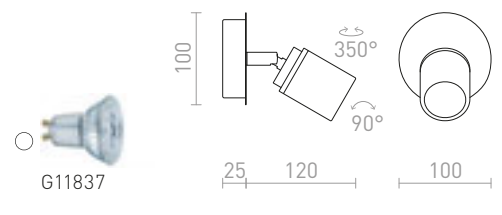
Chrome-plated spotlight suitable in bathrooms.

DUBLIN I SURFACE MOUNTED

230 V GU10 9 W IP44

R13377 chrome

€ 48



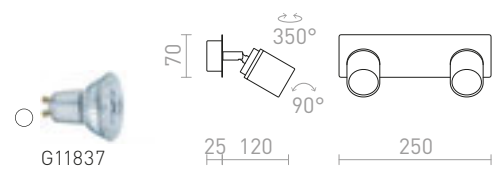
IP44

DUBLIN II SURFACE MOUNTED

230 V GU10 2x9 W IP44

R13378 chrome

€ 78



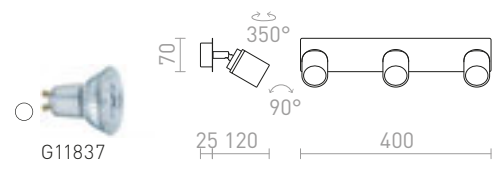
IP44

DUBLIN III SURFACE MOUNTED

230 V GU10 3x9 W IP44

R13379 chrome

€ 98



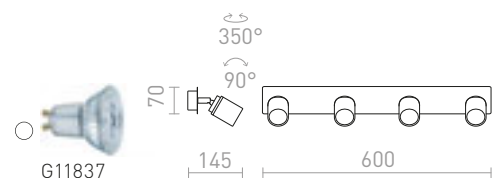
IP44

DUBLIN IV SURFACE MOUNTED

230 V GU10 4x9 W IP44

R13380 chrome

€ 129







CALLUM

A wall lamp created by 3D printing. The shade is made of eco-friendly PLA material, which is fully degradable.

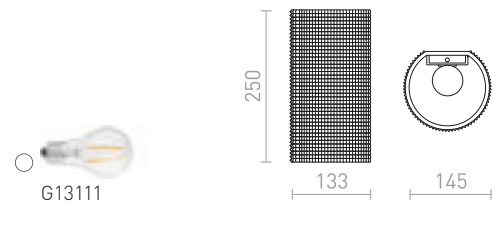
CALLUM RD2 250 WALL

230 V LED E27 10 W

R13999 white/Eco PLA

€ 129

NEW



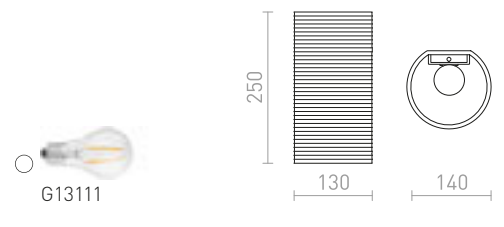
CALLUM RR4 250 WALL

230 V LED E27 10 W

R13997 white/Eco PLA

€ 129

NEW



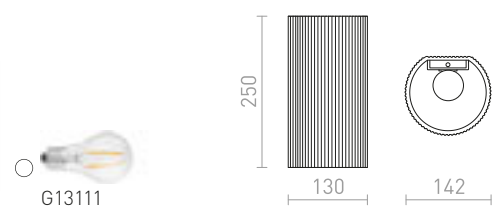
CALLUM RL2 250 WALL

230 V LED E27 10 W

R13998 white/Eco PLA

€ 129

NEW





GLANS

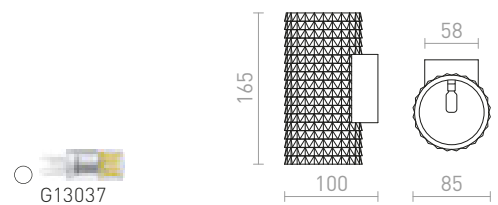
A wall lamp created by 3D printing. The shade is made of eco-friendly PLA material, which is fully degradable.

GLANS RB2 165 WALL

230 V LED G9 5 W

R14001 white/Eco PLA

€ 120 **NEW**

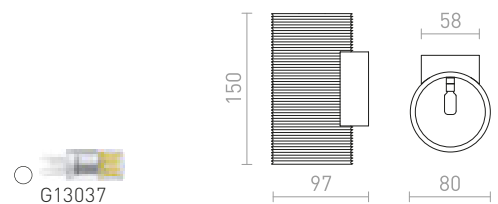


GLANS RR2 150 WALL

230 V LED G9 5 W

R14000 white/Eco PLA

€ 120 **NEW**







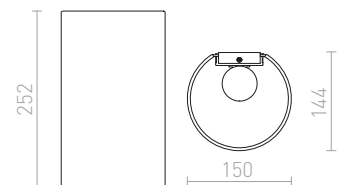
RON

Wall lamp with textile shade.

RON W 15/25 WALL

230 V E27 28 W

	R11368 Polycotton black/copper foil	€ 158
	R11464 Polycotton black/golden foil	€ 158
	R11492 Polycotton white/white PVC	€ 120
	R11509 Chintz apricot/white PVC	€ 120
	R11519 Chintz orange/white PVC	€ 120
	R11548 Chintz mint/silver foil	€ 129
	R11557 Chintz light grey/white PVC	€ 120
	R11567 Chintz lime/white PVC	€ 120
	R11575 Monaco petrol blue/silver PVC	€ 129
	R11586 Monaco dove gray/silver PVC	€ 129





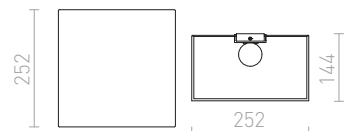
LOPE

Wall lamp with textile shade.

LOPE W 25/14 WALL

230 V E27 28 W

	R11365 Polycotton black/golden foil	€ 150
	R11377 Polycotton black/copper foil	€ 150
	R11381 Chintz olive/silver foil	€ 78 %
	R11383 Chintz mint/silver foil	€ 150
	R11504 Polycotton white/white PVC	€ 120
	R11512 Chintz apricot/white PVC	€ 120
	R11522 Chintz orange/white PVC	€ 120
	R11560 Chintz light grey/white PVC	€ 120
	R11570 Chintz lime/white PVC	€ 120





SELENA

Textile wall lamp with pull switch. The shade can be turned along one axis.

SELENA WALL

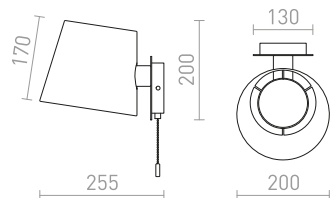
230 V E27 15 W

R13651 black

€ 120 



G13014





SOLARIS

A glass surface-mounted lamp with a black lacquered base. Suitable for LED light sources with an E14 thread.

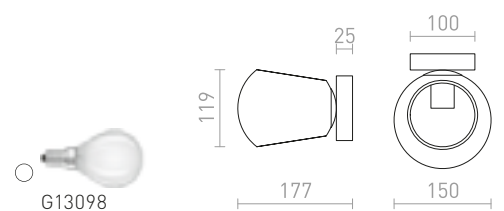
SOLARIS SURFACE MOUNTED


230 V LED E14 7 W

R13994 clear glass/black € 78 NEW

R13995 frosted glass/black € 78 NEW

R13996 smoke-colored glass/black € 78 NEW





HUDSON

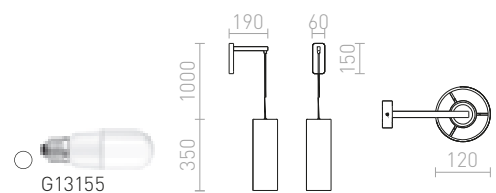
Wall lamp with chrome-colored base and vertical cable, complimented with a cylindrical textile shade.

HUDSON WALL

230 V E27 28 W

R13284 white/chrome

€ 138





SHARP

Wall lamp with a textile shade and a switch at the bottom of the base.

SHARP WALL

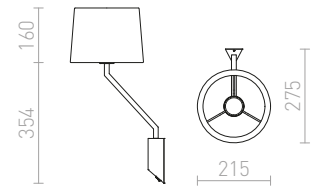
230 V E27 42 W

R12481 black/chrome

€ 78 %



G13026



JERSEY


Elegant wall lamp with tilt-function. The shade is wrapped by a textured fabric.

JERSEY WALL

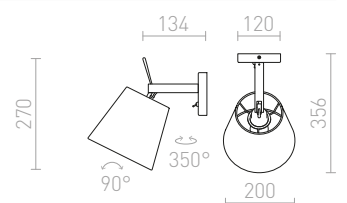
230 V E27 42 W

R11976 white/chrome

€ 178



G13026





VERSA

Wall lamp with a textile shade and LED spotlight on gooseneck. Both light sources can be controlled individually by toggle switches on the base of the lamp.

VERSA WALL WITH SHADE

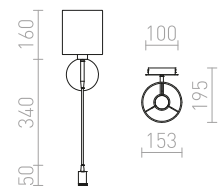
230 V E27 LED 42 W + 3 W $\angle 40^\circ$ 3000 K 240 lm Ra 80

R10580 white/matt nickel

€ 178



G13026
LED



VERSINA

Wall lamp with a textile shade and LED spotlight on gooseneck. Both light sources can be controlled individually by switches located on the round base of the lamp.

VERSINA WITH SHADE

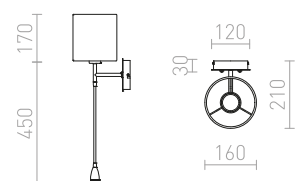
230 V E27 LED 28 W + 3 W $\angle 25^\circ$ 3000 K 180 lm Ra 80


R12955 white/chrome

€ 129



G13026
LED





PERTH

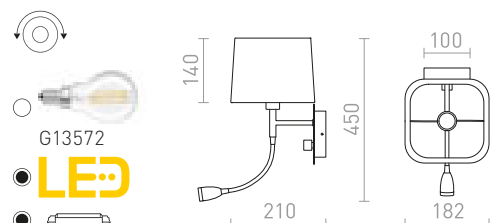
Wall lamp with an angular textile shade and LED spotlight on gooseneck. The two light sources can be controlled individually via a rotary switch on the angular base of the lamp.

PERTH WALL WITH LED SPOTLIGHT

230 V E14 LED 15 W + 3 W $\angle 30^\circ$ 3000 K 150 lm Ra 80

R13661 beige/white/chrome € 178

R13662 black/black/chrome € 178





PLAZA

Wall lamp with a textured textile shade and a 3W LED reading light, both of which can be controlled individually by separate switches at the bottom of the base.

PLAZA WALL WITH LED

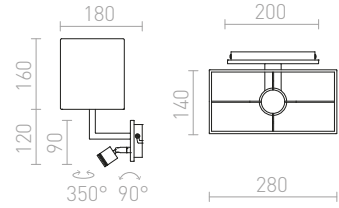
230 V E27 LED 42 W + 3 W 3000 K 140 lm Ra 80

R11982 white/chrome

€ 188



G13026



TIARA

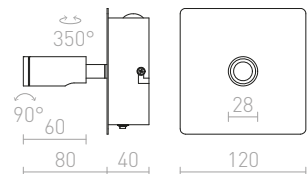
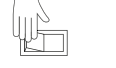
Wall lamp with two integrated LED light sources which can be controlled individually by switches located on the angular base of the lamp.


TIARA WALL

230 V LED 2x3 W $\angle 25^\circ$ 3000 K 300 lm Ra 80

R12957 chrome

€ 68





TAINA

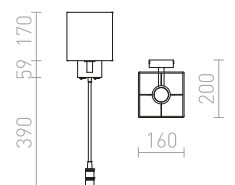
Wall lamp with a textile shade and a LED spotlight on gooseneck. Both light sources can be controlled individually by switches located on the angular base of the lamp.

TAINA WITH SHADE

230 V E27 LED 28 W+3 W $\angle 25^\circ$ 3000 K 180 lm Ra 80

R12956 white/matt nickel

€ 138





MADISON

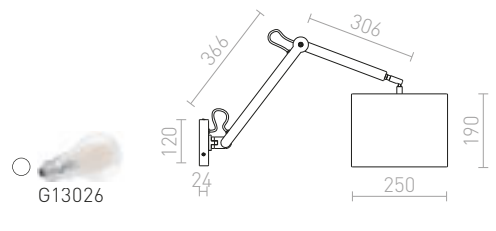
Wall lamp with a textile shade and an adjustable arm.

MADISON W WALL

230 V E27 42 W

R12480 white/chrome

€ 420



ASHLEY

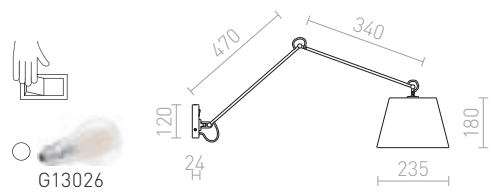

Wall lamp with adjustable arm, a textile shade and a switch located on the base.

ASHLEY WALL

230 V E27 42 W

R12482 white/chrome

€ 435









MONTANA

Wall lamp with an adjustable arm and textile shade.

MONTANA WALL

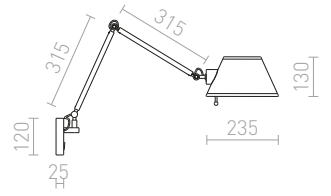
230 V E27 28 W

R13282 white/black/chrome

€ 258



G13014



ANTE

Wall-mounted work light with an adjustable arm and toggle switch at the bottom of the base.

ANTE WALL

230 V E27 28 W

R12651 black/copper

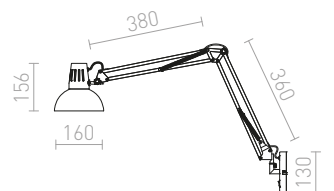
€ 98

R12652 white/matt nickel

€ 98



G13026





IP65

GRANITA

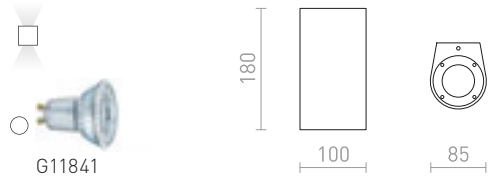
Outdoor wall light of concrete with GU10 socket for LED light sources.

GRANITA II WALL

230 V LED GU10 2x5 W IP65

R13792 concrete/light granite

€ 120



GINA


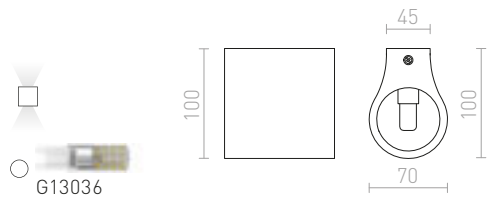
Plaster wall lamp for G9 light sources. The surface can be colored with interior paint.

GINA S WALL

230 V G9 33 W

R11959 plaster

€ 58



CHIC

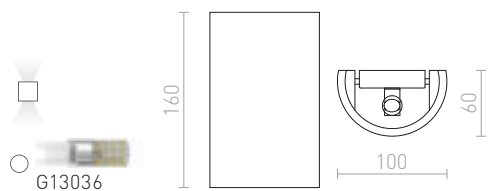
Plaster wall lamp for UP/DOWN illumination. The surface can be colored with interior paint.


CHIC WALL

230 V G9 25 W

R12999 plaster

€ 58





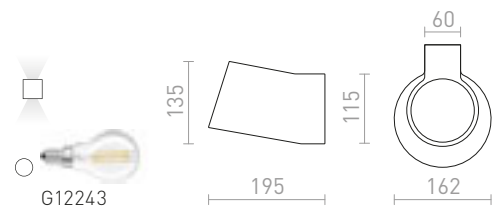
BENITA

Plaster wall lamp for E14 light sources. The surface can be colored with interior paint.

BENITA WALL
230 V E14 25 W

R13520 plaster

€ 88



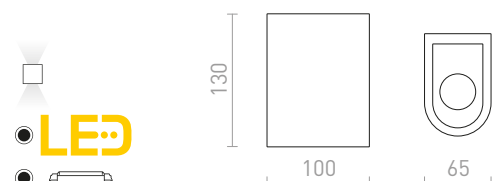
BODIE

Plaster wall lamp with integrated LED for UP/DOWN illumination. The surface can be colored with interior paint. Includes a built-in driver.

BODIE WALL
230 V LED 2x3 W 3000 K 480 lm Ra 80

R13433 plaster

€ 120





GAN

Plaster wall lamp for UP/DOWN illumination.
The surface can be colored with interior paint.

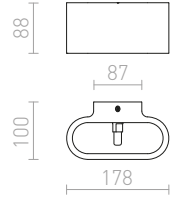
GAN WALL
230 V G9 33 W

R12039 plaster

€ 78



G13036



COWLEY

Plaster wall lamp for UP/DOWN illumination.
The bottom of the lamp has a satin glass cover and the surface can be colored with interior paint.

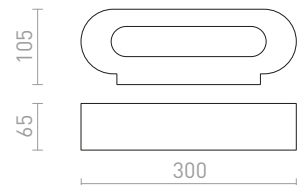
COWLEY WALL
230 V G9 2x28 W

R13435 plaster

€ 88



G13036



VERITA

Rounded wall lamp of plaster for UP/DOWN illumination with an E27 socket and surface can be colored with interior paint.

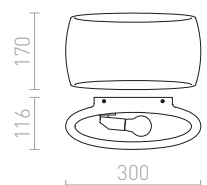
VERITA WALL
230 V E27 33 W

R12365 plaster

€ 120



G13026







CRESCENT

Plaster wall lamp for UP/DOWN illumination with a bottom cover of satin glass. The surface can be colored with interior paint.

CRESCENT L WALL

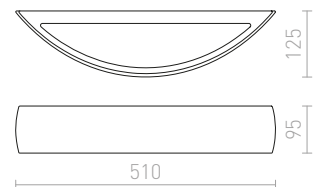
230 V E14 2x28 W


R10451 plaster

€ 129



G11849





SID

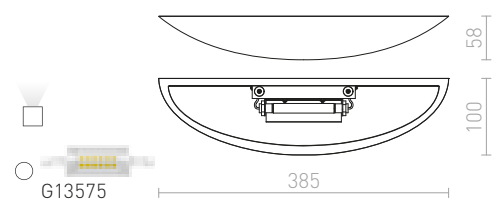
Plaster wall lamp for indirect illumination. The surface can be colored with interior paint.

SID WALL

230 V R7s 78mm 48 W

R12998 plaster

€ 88



CRESCENT

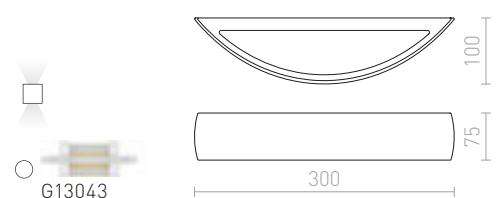
Plaster wall lamp for UP/DOWN illumination with a bottom cover of satin glass. For a 78 mm linear halogen light sources. The surface can be colored with interior paint.

CRESCENT WALL

230 V R7s 78mm 80 W

R10266 plaster

€ 88





JACK

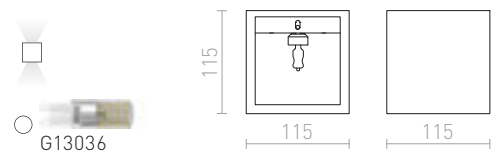
Plaster wall lamp for UP/DOWN illumination.
The surface can be colored with interior paint

JACK SQ WALL

230 V G9 40 W

R10445 plaster

€ 58

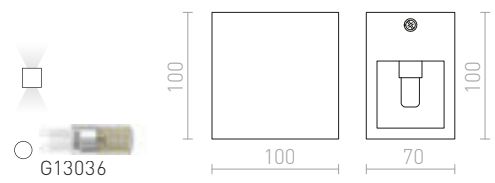


JACK RC S WALL

230 V G9 33 W

R11960 plaster

€ 48



HAY

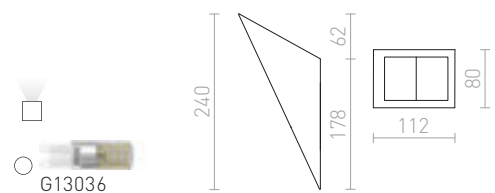
Plaster wall lamp where the surface can be colored
with interior paint.

HAY WALL

230 V G9 40 W

R10448 plaster

€ 48 %





KUBIS

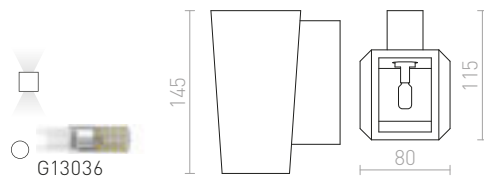
Plaster wall lamp with an asymmetrical shape. Must be installed with the narrow opening pointing upward. The surface can be colored with interior wall paint. Base dimensions H/W/L 10/5/2 cm. Dimensions of the openings L1/W1 10/5.5 cm L2/W2 7/8 cm.

KUBIS WALL

230 V G9 40 W

R10455 plaster

€ 48 





WIM

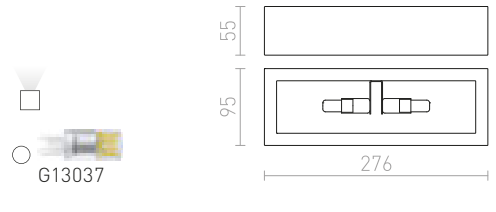
Plaster wall lamp where the surface can be colored with interior paint.

WIM WALL

230 V G9 2x40 W

R10465 plaster

€ 68



ROLO

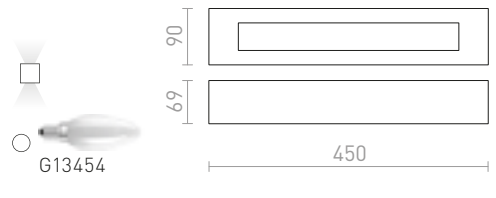
Plaster wall lamp for UP/DOWN illumination with a bottom cover of satin glass. The surface can be colored with interior paint.

ROLO 45 WALL

230 V E14 2x11 W

R13436 plaster

€ 120

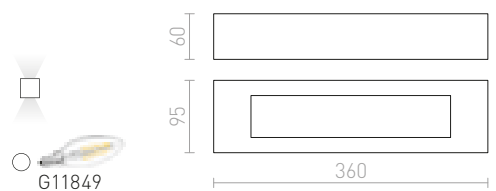


ROLO 36 WALL

230 V E14 2x30 W

R10446 plaster

€ 68







FOND

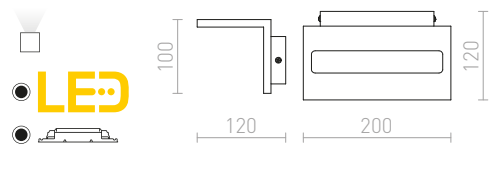
Rectangular wall light with integrated LED for indirect illumination.

FOND WALL

230 V LED 12 W 3000 K 1300 lm Ra 80

R12596 white

€ 120



BRUXEL


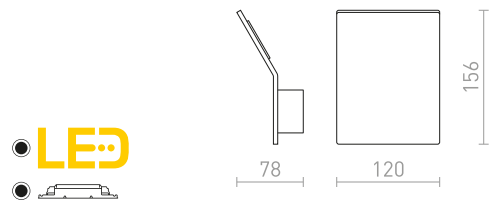
Wall-mounted elegantly designed light with integrated LED for indirect illumination.

BRUXEL 12 WALL

230 V LED 6 W 3000 K 650 lm Ra 80

R13842 white

€ 88 **NEW**



ATLANTA

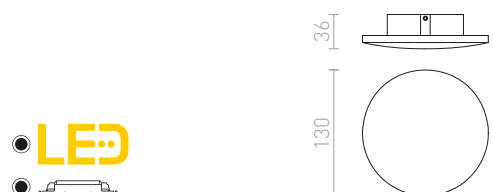
Round wall light with integrated LED for indirect illumination by reflecting the light off the wall. Suitable for outdoor and indoor use.

ATLANTA 13 SURFACE MOUNTED

230 V LED 6 W 3000 K 780 lm Ra 80 IP54

R12825 white

€ 78





VIENNA


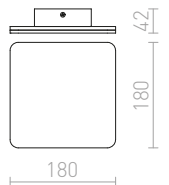
Square wall light with rounded corners and integrated LED for indirect illumination by reflecting the light off the wall.

VIENNA SURFACE MOUNTED

230 V LED 9 W 3000 K 1300 lm Ra 80

R12589 white

€ 88 %



IP54

ATHI

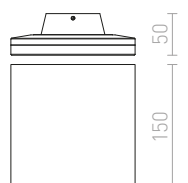
Square wall light with integrated LED for indirect illumination by reflecting the light off the wall. Suitable for outdoor and indoor use.


ATHI WALL

230 V LED 9,6 W 3000 K 550 lm Ra 80 IP54

R12551 white

€ 120





IP65



IP65

TITO

Wall lamp with integrated LED for UP/DOWN illumination that has two metal blades to adjust the light beam. TRIAC dimming.

TITO R DIMM WALL

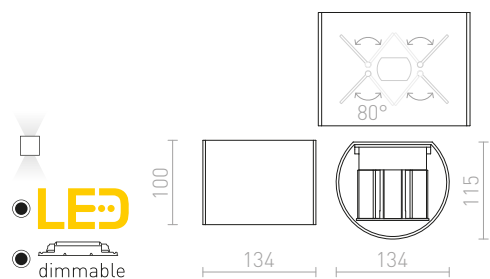
230 V LED 2x3 W 3000 K 500 lm Ra 80 IP65

R13736 white

€ 88

R13737 black

€ 88



TITO SQ DIMM WALL

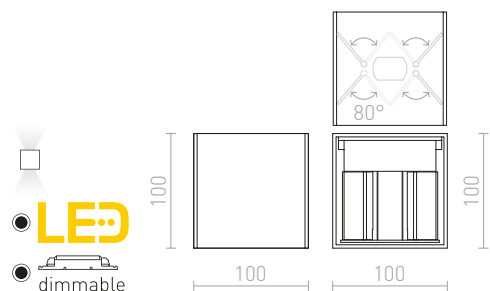
230 V LED 2x3 W 3000 K 500 lm Ra 80 IP65

R13738 white

€ 88

R13739 black

€ 88





IP54

CARRE

Angular wall lamp with integrated LED for UP/DOWN illumination, with two metal blades to adjust the light beam.

CARRE WALL


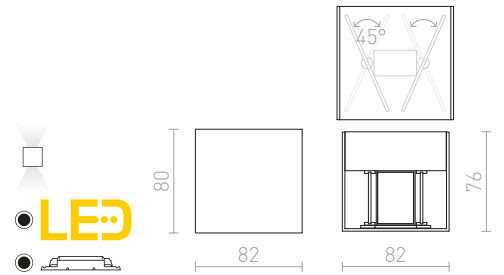
230 V LED 2x3 W 3000 K 200 lm Ra 80 IP54

R12556 white

€ 88

R12557 anthracite grey

€ 88



IP54

TITO

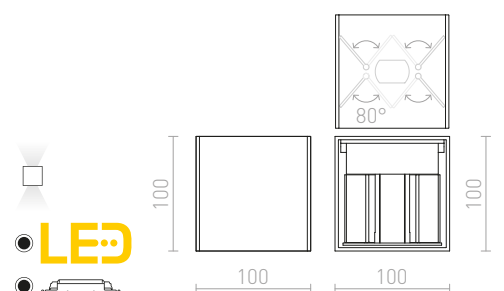
Wall lamp with integrated LED for UP/DOWN illumination that has two metal blades to adjust the light beam.

TITO SQ WALL

230 V LED 6 W 3000 K 500 lm Ra 80 IP54

R12601 brushed aluminum

€ 78





DAFFY

Rounded wall lamp with integrated LED for UP/DOWN illumination.

DAFFY WALL

230 V LED 6 W 3000 K 780 lm Ra 80

R12592 white

€ 98

R12593 black

€ 98



LED



14,6



50

110



IP54



MIDZACK

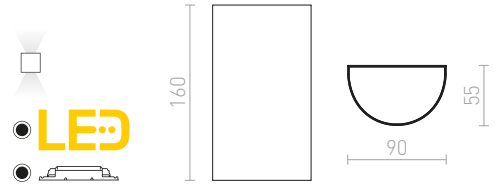
Rounded wall lamp with integrated LED for UP/DOWN illumination.

MIDZACK WALL

230 V LED 2x3 W 3000 K 480 lm Ra 80 IP54

R12585 white

€ 88



BIARITZ

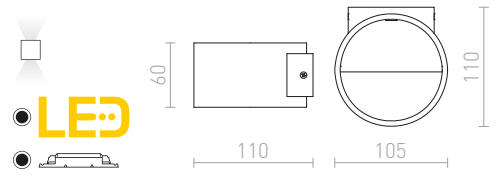
Rounded wall lamp with integrated LED for UP/DOWN illumination.

BIARITZ WALL

230 V LED 5 W 3000 K 780 lm Ra 80

R12606 white

€ 68



TUBA

Cylindrical metal wall lamp with G9 socket for UP/DOWN illumination.

TUBA W WALL

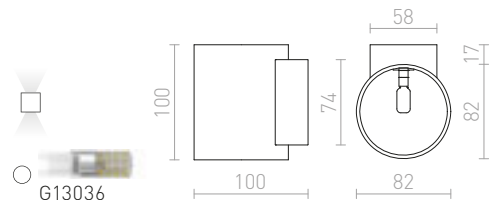
230 V G9 33 W

R12739 matte white

€ 48

R12740 matte black/gold

€ 48





IP54

MICO

Fixed wall lamp of die-cast aluminum for unidirectional illumination.

MICO I OUTDOOR
230 V GU10 35 W IP54

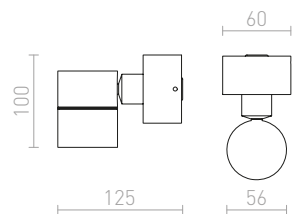
R10170 aluminum

€ 58

%



G11837





MICO

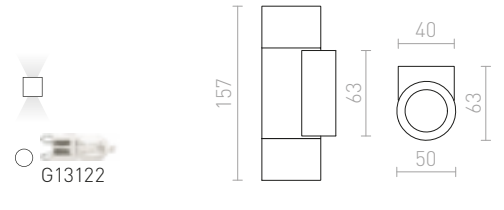
UP/DOWN wall lamp of polished aluminum for halogen light sources.

MICO II WALL

230 V G9 2x25 W

R10129 aluminum

€ 68 %



IP54

MOIRE

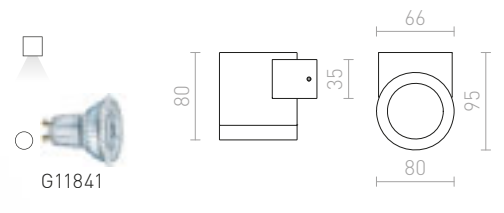
Wall lamp of natural aluminum with glass covers.

MOIRE I OUTDOOR

230 V GU10 35 W IP54

R10133 aluminum

€ 48 %



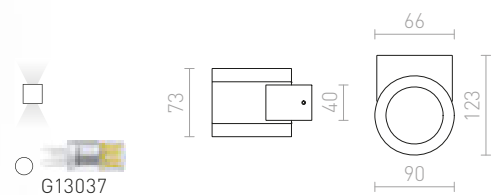
IP54


MOIRE II OUTDOOR

230 V G9 25 W IP54

R10132 aluminum

€ 68 %





MARIO

Oblong metal wall light with UP/DOWN illumination and G9 socket.

MARIO

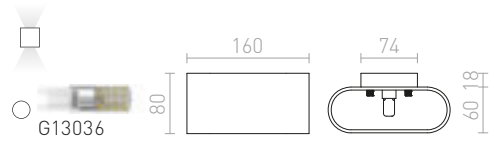
230 V G9 33 W

R12743 matte white

€ 58

R12744 matte black/gold

€ 68



ROZA

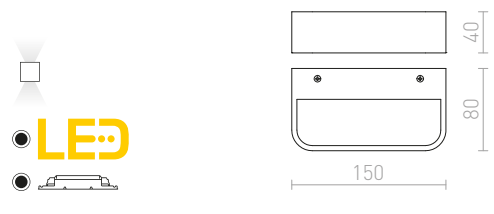
UP/DOWN wall light with integrated LED and rounded corners.

ROZA WALL

230 V LED 6 W 3000 K 315 lm Ra 80

R12575 white

€ 58 →



NAXOS

Arched wall light with integrated LED for UP/DOWN illumination.

NAXOS WALL

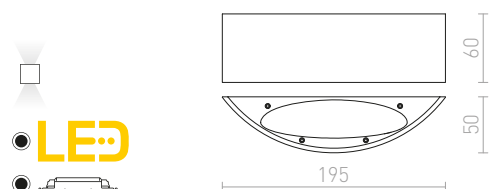
230 V LED 6 W 3000 K 780 lm Ra 80

R12590 white

€ 120 %


R12591 brushed metal

€ 120 %





IP54



TAPA

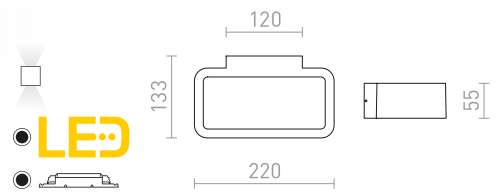
Rectangular outdoor wall light of lacquered metal with built in LED for UP/DOWN illumination.

TAPA WALL

230 V LED 6 W 3000 K 277 lm Ra 80 IP54

R13562 white

€ 68



REEM

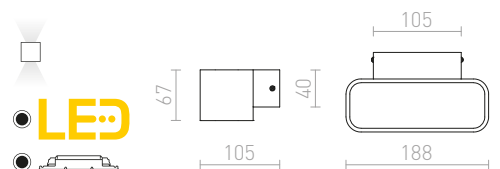
Wall light of lacquered aluminum with integrated LED for UP/DOWN illumination.

REEM WALL

230 V LED 4,5 W 3000 K 300 lm Ra 80

R10401 white

€ 98





TRIP

Angular metal wall lamp with G9 socket for UP/DOWN illumination.

TRIP SQ WALL

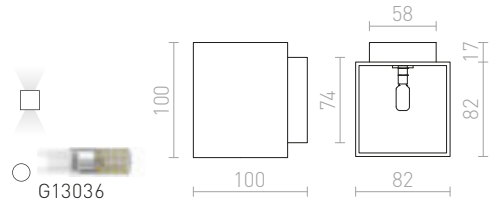
230 V G9 33 W

R12741 matte white

€ 38

R12742 matte black/gold

€ 48



DIDO

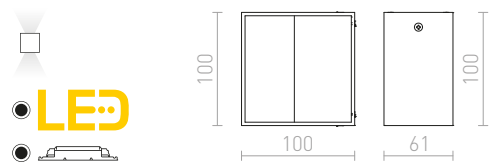
Rectangular white lacquered aluminum light with integrated LED for UP/DOWN illumination.

DIDO WALL

230 V/500 mA LED 4,5 W 3000 K 250 lm Ra 80

R10400 white

€ 98



ESSEX

Angular wall lamp of metal with G9 socket for UP/DOWN illumination.

ESSEX WALL

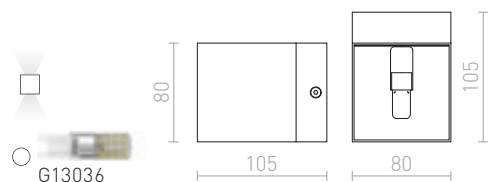
230 V G9 33 W

R12679 matte white

€ 35

R12680 brushed aluminum

€ 35





KORSO

Wall lamp of aluminum with a brushed natural or black anodized finish and integrated LED. Suitable for both outdoor and indoor use.

KORSO II WALL

230 V LED 2x3 W $\angle 120^\circ$ 3000 K 780 lm Ra 80 IP54

R12831 brushed aluminum

€ 68 %

R12832 anodized black

€ 68 %



PEKKO

Angular wall light with integrated LED for unidirectional illumination.

PEKKO WALL

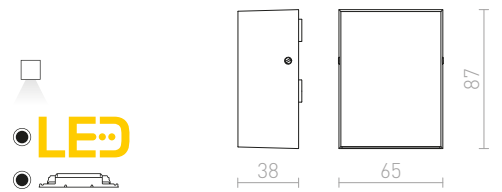
230 V LED 3 W $\angle 67^\circ$ 3000 K 86 lm Ra 80 IP54

R12552 white

€ 78

R12553 black

€ 78



ONYX

Cubic wall light with integrated LED, rounded corners and a textured reflective surface for UP/DOWN illumination.

ONYX WALL

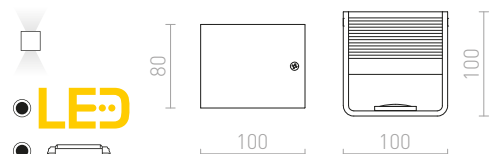
230 V LED 5 W 3000 K 500 lm Ra 80


R12598 white

€ 68

R12599 black

€ 68





AGATE

Angular UP/DOWN wall light of metal for two GU10 light sources.

AGATE II WALL


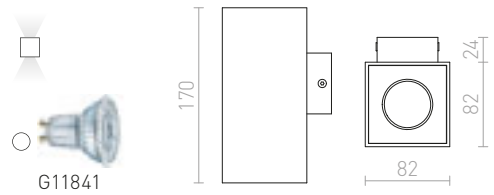
230 V GU10 2x35 W

R12677 matte white

€ 68 →

R12678 brushed aluminum

€ 48 %



IP54

NICK


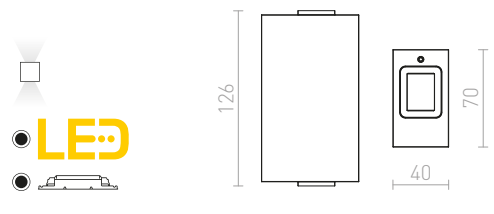
Wall lamp of aluminum with a brushed natural finish and integrated LED for UP/DOWN illumination. Suitable for both outdoor and indoor use.

NICK II WALL

230 V LED 2x3 W $\angle 10^\circ$ 3000 K 780 lm Ra 80 IP54

R12827 brushed aluminum

€ 68 %



IP54

UKKO

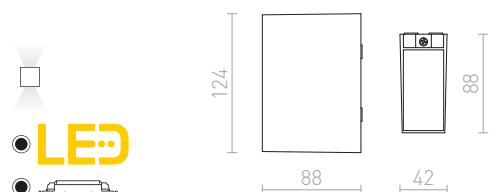
Angular outdoor wall lamp with integrated LED for UP/DOWN illumination.

UKKO WALL

230 V LED 2x3 W $\angle 55^\circ$ 3000 K 180 lm Ra 80 IP54

R12555 black

€ 120





IP44

DESMOND

Outdoor UP/DOWN wall light of aluminum with two GU10 sockets for LED light sources.

DESMOND II WALL

230 V GU10 2x35 W IP44

R13609 white

€ 68

R13610 silver grey

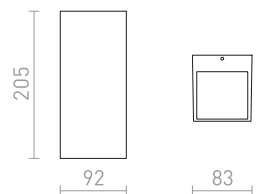
€ 68


R13611 anthracite grey

€ 68



G11841





IP54



TORINO

Rectangular wall light with integrated LED for UP/DOWN illumination.

TORINO WALL

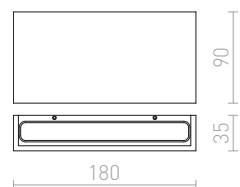
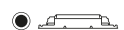
230 V LED 2x5 W 3000 K 550 lm Ra 80 IP54

R12573 white

€ 129

R12574 black

€ 129





LEA

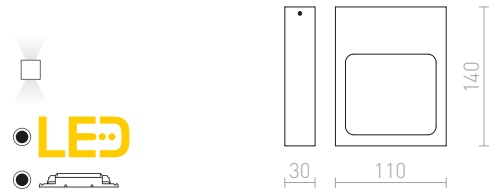
Rectangular wall light with integrated LED for UP/DOWN illumination.

LEA WALL

230 V LED 6 W 3000 K 650 lm Ra 80

R12587 white

€ 68 %



NEMAN

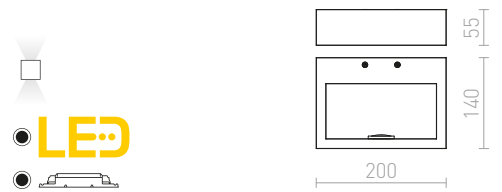
Angular wall light with integrated LED for UP/DOWN illumination.

NEMAN WALL

230 V LED 10 W 3000 K 1300 lm Ra 80

R12595 black

€ 120



CHLOE

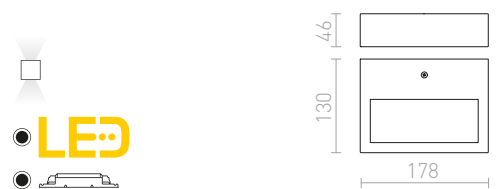
Rectangular wall light of stainless steel for indirect illumination. Suitable for both outdoor and indoor use.

CHLOE WALL


230 V LED 9 W 3000 K 800 lm Ra 80 IP65

R11752 stainless steel

€ 120



IP65



PRIO LED

Wall light of aluminum with integrated LED, for UP/DOWN illumination. Available in two different colours. Not to be used as a shelf!

PRIO LED 62 WALL

230 V LED 33 W 3000 K 720 lm Ra 80

R12091 white

€ 178

%

R12092 brushed aluminum

€ 178

%





IP65



TWIST

Outdoor wall light of aluminium with a built in LED light source that can be rotated for UP or DOWN illumination.

TWIST WALL

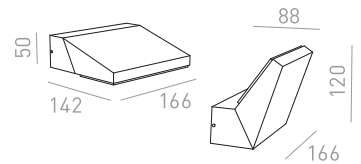
230 V LED 12 W 3000 K 980 lm Ra 80 IP65

R13615 white

€ 98

R13616 anthracite grey

€ 98





SWING

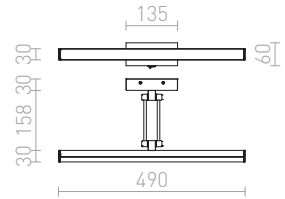
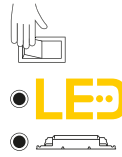
Linear light with integrated LED suitable above paintings.

SWING PICTURE LIGHT

230 V LED 8 W 3000 K 750 lm Ra 80

R12954 chrome

€ 138



IP44

SWAY

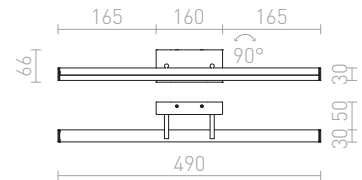
Linear light with integrated LED and tilt-function suitable as picture light or above mirrors.

SWAY BATHROOM

230 V LED 12 W 3000 K 1060 lm Ra 80 IP44

R12951 chrome

€ 120



IP44

PANON

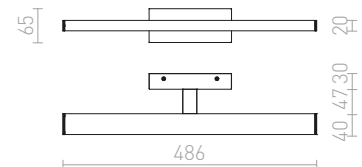

Linear light on fixed arm and with integrated LED for downward illumination. Suitable in wet environments.

PANON LONG WALL


230 V LED 12 W 3000 K 900 lm Ra 80 IP44

R12950 chrome

€ 120







IP44

MAREA

Linear LED light suitable above mirrors for downwards illumination. May be used in wet environments.

MAREA 60 WALL

230 V LED 18 W 3000 K 1954 lm Ra 80 IP44

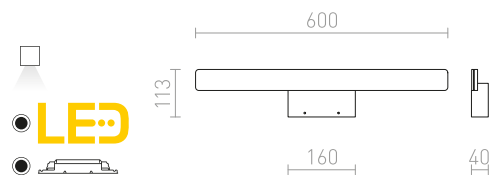
R13554 white


€ 188

R13852 black

€ 188

NEW





IP44

IMPERISO

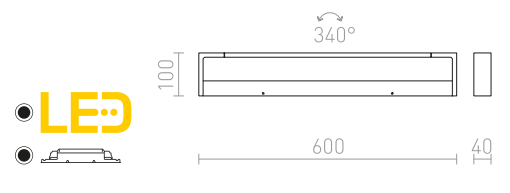
Linear LED light suitable above mirrors. The front part of the light can be turned around a horizontal axis. May be used in wet environments.

IMPERISO 60

230 V LED 18 W 3000 K 1769 lm Ra 80 IP44

R13555 white

€ 248



IP54

LUISA

Linear LED light suitable above mirrors for downwards illumination. May be used in wet environments.

LUISA 60 WALL

230 V LED 12 W 3000 K 1138 lm Ra 80 IP54

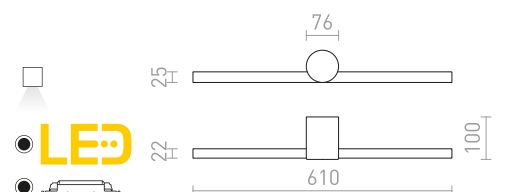
R13735 white

€ 150

R13853 black

€ 150

NEW





IP44



IP44



FLORIO

Bathroom light with integrated LED and a socket for low consumption appliances up to 100W.

FLORIO 49

230 V LED 8 W 3000 K 640 lm Ra 80 IP44

R12903 white

€ 88

R12904 chrome

€ 98



55



480

65



IP44



IP44



CORAZON

Linear light with integrated LED suitable in wet environments.

CORAZON 60

230 V LED 15 W 3000 K 1200 lm Ra 80 IP44

R12901 chrome

€ 78



51



600

70



CORAZON 90

230 V LED 20 W 3000 K 1600 lm Ra 80 IP44

R12902 chrome

€ 120



51



900

70







TICO

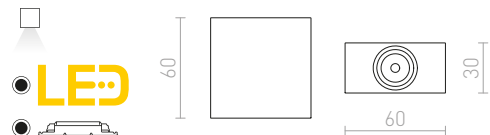
Surface-mounted unidirectional wall light of solid aluminum.

TICO I WALL

230 V LED 3 W 3000 K 190 lm Ra 80

R10178 aluminum

€ 38 %





IP54

AMBER

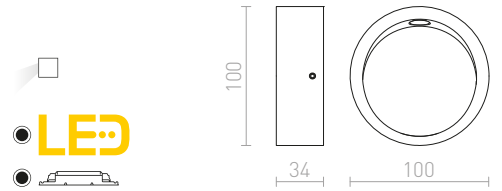
Round wall light with integrated LED suitable as orientation lighting. Does not need to be recessed.

AMBER WALL

230 V LED 3 W 3000 K 130 lm Ra 80

R12610 grey

€ 48 %



AQILA

Wall light with integrated LED for orientation lighting of pavements, stairs or terraces. Suitable for outdoor and indoor use, and without the need to be recessed.

AQILA SQ WALL

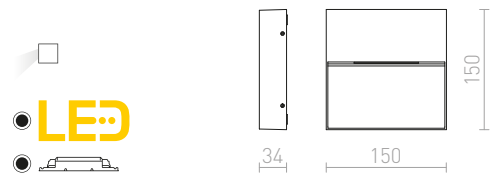
230 V LED 6 W 3000 K 200 lm Ra 80 IP54

R12542 white

€ 88

R12544 anthracite grey

€ 88



IP54



AQILA RC WALL

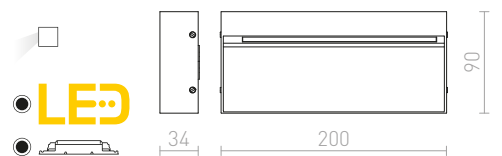
230 V LED 6 W 3000 K 200 lm Ra 80 IP54

R12545 white

€ 88 ➔

R12547 anthracite grey

€ 98



IP54

AQILA R WALL

230 V LED 6 W 3000 K 200 lm Ra 80 IP54

R12539 white

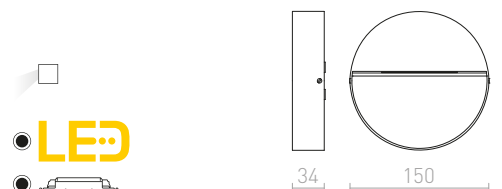
€ 88


R12540 grey

€ 78 ➔

R12541 anthracite grey

€ 88





IP65



BOBO

Surface-mounted LED light of aluminum for outdoor use, suitable for illumination of pathways and stairs, without the need to be recessed.

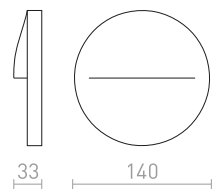

BOBO R WALL


230 V LED 3 W 3000 K 212 lm Ra 80 IP65

R13933 anthracite grey

€ 48

NEW





IP65

BOBO

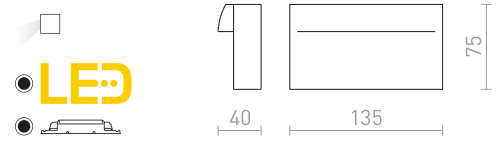
Surface-mounted LED light of aluminum for outdoor use, suitable for illumination of pathways and stairs, without the need to be recessed.

BOBO RC WALL

230V LED 8W 3000K 640lm Ra80 IP65

R13934 anthracite grey

€ 58 **NEW**



IP65

BOBO

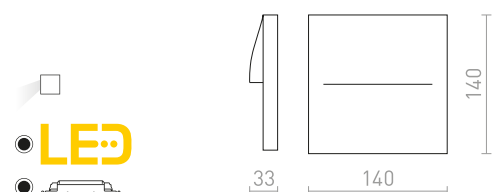
Surface-mounted LED light of aluminum for outdoor use, suitable for illumination of pathways and stairs, without the need to be recessed.


BOBO SQ WALL

230V LED 3W 3000K 135lm Ra80 IP65

R13935 anthracite grey

€ 48 **NEW**





SPOTLIGHTS

BATHROOM	272-275
BEDSIDE	276-285
SETS	286-303
ON GOOSE NECK	304-309
WITH TILT-FUNCTION	310-317

SPOTLIGHTS BATHROOM



LINN I
272-273



LINN III
272-273



VALTO I
272-273

272-275



VALTO III
272-273



BOLLY III
272-273



DUBLIN I
274-275



DUBLIN II
274-275



DUBLIN III
274-275



DUBLIN IV
274-275

SPOTLIGHTS BEDSIDE



VERSA
276-277



VERSINA
276-277



TAINA
276-277

276-285



PERTH
276-277



CHOUPETTE
278-279



ARAQ
278-279



HAREN
278-279



ROSTAM
278-279



VIPER WL
280-281



TIARA
280-281



FADO I
280-281



MIG
280-281



TAPIO I SQ
280-281



AMADEUS I
282-283



STIG
282-283



THALIA
282-283



VOLTERA USB
284-285



SIENA
284-285



ELISEO
284-285

SPOTLIGHTS SETS



BOGARD I
286-287



BOGARD II
286-287



BOGARD III
286-287

286-303



KENNY I
288-289



KENNY II
288-289



KENNY III
288-289



KENNY IV
288-289



KENNY
288-289



DUDE R
290-291



DUDE SQ
290-291



DUDE
290-291



DUDE II
290-291



DUGME I
292-293



DUGME II
292-293



DUGME III
292-293



TRICA I
294-295



TRICA II
294-295



TRICA III
294-295



KELLY LED I
296-297



KELLY LED II
296-297



KELLY LED III
296-297



KELLY LED
296-297



KELLY LED I
298-299



KELLY LED II
298-299



KELLY LED III
298-299



ELISEO
300-301



ELISEO II
300-301



GLOSSY
302-303



GLOSSY I
302-303



GLOSSY III
302-303



ROSITA I
302-303



ROSITA II
302-303

SPOTLIGHTS ON GOOSE NECK

304-309



AIM
304-305



FRISCO W
304-305



EKE
304-305



POINT
306-307



VERSA
306-307



SHOW
306-307



BOB
306-307



KAYA
308-309



FLAP
308-309



VALE
308-309

SPOTLIGHTS WITH TILT-FUNCTION



CELEIA
310-311



AGNETA
310-311



BAROQUE
310-311

310-317



JOLI I
310-311



BELENOS
312-313



BOGARD
312-313



BOGARD TWIN
312-313



OPTIMUS
312-313



DARIO
314-315



DARIO
314-315



PIXIE
314-315



ORIT
314-315



CASSIE
316-317



BUGSY I
316-317



REDO
316-317



MARVEL II
316-317



IP44

BOLLY

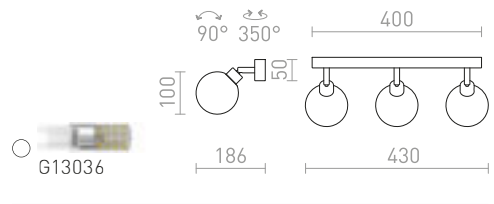
Ceiling or wall lamp of opal-colored glass on a chrome-plated base. Suitable for use in bathrooms.

BOLLY III SURFACE MOUNTED

230 V G9 LED 3x3 W IP44

R13691 opal-colored glass/chrome

€ 129



IP44

LINN

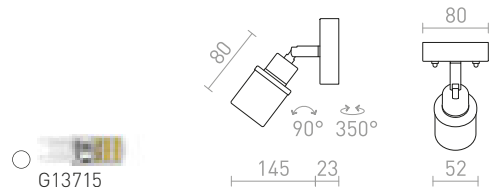
Ceiling or wall lamp of opal-colored glass on a chrome-plated base. Suitable in bathrooms.

LINN I WALL

230 V G9 LED 3 W IP44

R13695 opal-colored glass/chrome

€ 48

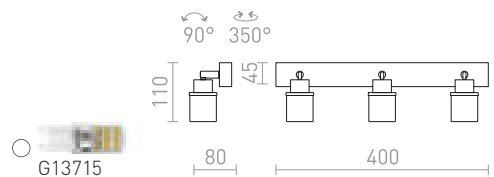


LINN III SURFACE MOUNTED

230 V G9 LED 3x3 W IP44

R13703 opal-colored glass/chrome

€ 120





IP44

VALTO

Ceiling or wall lamp with a directional shade and GU10 socket for LED light sources. Suitable in bathrooms.

VALTO I WALL

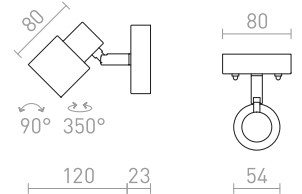
230 V GU10 LED 5 W IP44

R13696 chrome

€ 48



G11837



VALTO III SURFACE MOUNTED

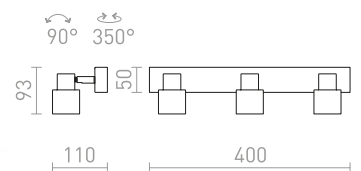
230 V GU10 LED 3x5 W IP44

R13704 chrome

€ 88



G11837







IP44



IP44



IP44



IP44

DUBLIN

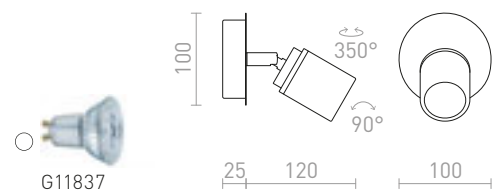
Chrome-plated spotlight suitable in bathrooms.

DUBLIN I SURFACE MOUNTED

230 V GU10 9 W IP44

R13377 chrome

€ 48

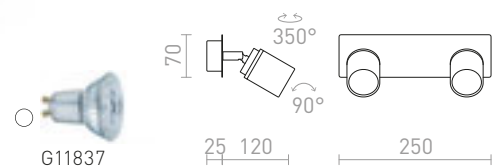


DUBLIN II SURFACE MOUNTED

230 V GU10 2x9 W IP44

R13378 chrome

€ 78

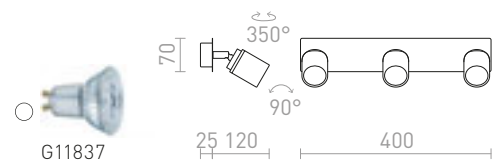


DUBLIN III SURFACE MOUNTED

230 V GU10 3x9 W IP44

R13379 chrome

€ 98

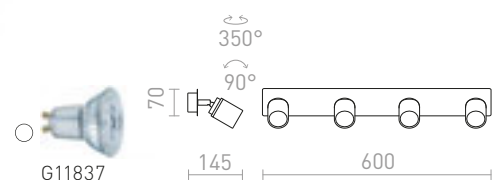


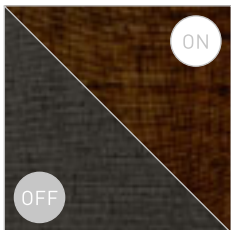

DUBLIN IV SURFACE MOUNTED

230 V GU10 4x9 W IP44

R13380 chrome

€ 129





PERTH

Wall lamp with an angular textile shade and LED spotlight on gooseneck. The two light sources can be controlled individually via a rotary switch on the angular base of the lamp.

PERTH WALL WITH LED SPOTLIGHT

230 V E14 LED 15 W+3 W $\angle 30^\circ$ 3000 K 150 lm Ra 80

R13661 beige/white/chrome

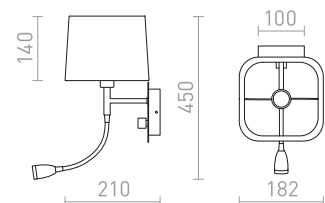
€ 178

R13662 black/black/chrome

€ 178



G13572





VERSA

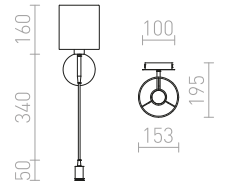

Wall lamp with a textile shade and LED spotlight on gooseneck. Both light sources can be controlled individually by toggle switches on the base of the lamp.

VERSA WALL WITH SHADE

230 V E27 LED 42 W+3 W $\angle 40^\circ$ 3000 K 240 lm Ra 80

R10580 white/matt nickel

€ 178



VERSINA

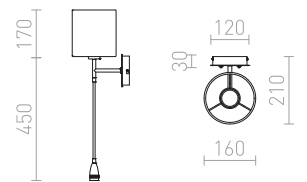
Wall lamp with a textile shade and LED spotlight on gooseneck. Both light sources can be controlled individually by switches located on the round base of the lamp.

VERSINA WITH SHADE

230 V E27 LED 28 W+3 W $\angle 25^\circ$ 3000 K 180 lm Ra 80

R12955 white/chrome

€ 129



TAINA

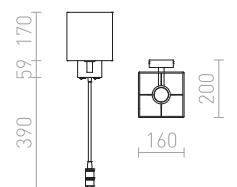
Wall lamp with a textile shade and a LED spotlight on gooseneck. Both light sources can be controlled individually by switches located on the angular base of the lamp.


TAINA WITH SHADE

230 V E27 LED 28 W+3 W $\angle 25^\circ$ 3000 K 180 lm Ra 80

R12956 white/matt nickel

€ 138





CHOUPETTE

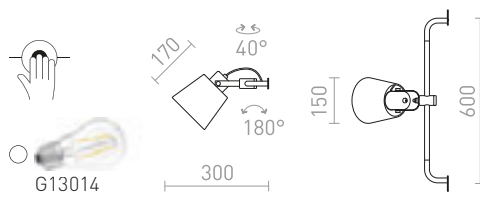
Wall lamp with a textile shade that can be moved along a wooden bar. The included cable has a wall plug for easy installation.

CHOUPETTE WALL ADJUSTABLE

230 V E27 15 W

R13649 black grey/textile/wood

€ 215



ROSTAM

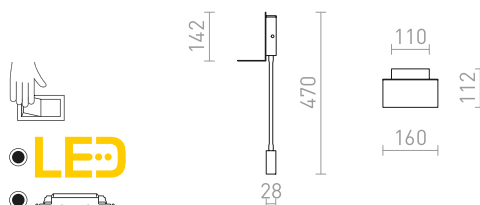
Shelf with built in LED and USB port for charging of cell phones. Both the indirect light source and the gooseneck spotlight are toggled by individual switches.

ROSTAM WALL WITH USB

230 V LED 2x3W 3000 K 350 lm Ra 80

R13571 black

€ 150





ARAQ

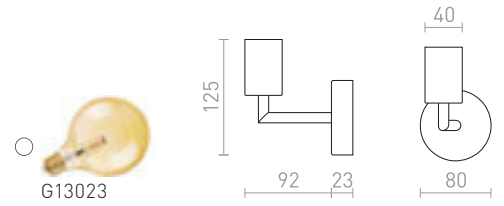
Wall lamp with a brass socket and arm on a black laquered base. For use with a suitable decorative E27 light source.

ARAQ WALL

230 V E27 42 W

R13890 brushed brass/black

€ 32 NEW



HAREN

Massive spotlight with a E27 socket meant for directional light sources.

HAREN SURFACE MOUNTED

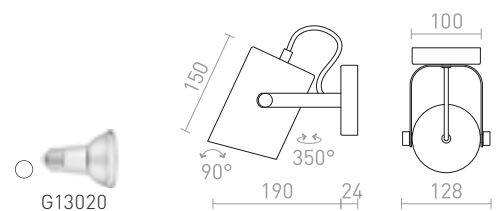
230 V E27 15 W

R13612 copper/black

€ 58

R13613 black

€ 48





VIPER

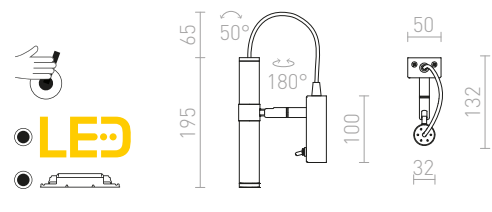
Elegantly designed wall lamp with chrome-plated details, a black LED spotlight and red textile cable.

VIPER WL

230 V LED 3 W $\angle 60^\circ$ 3000 K 100 lm Ra 80

R12461 black/chrome

€ 88 %



FADO

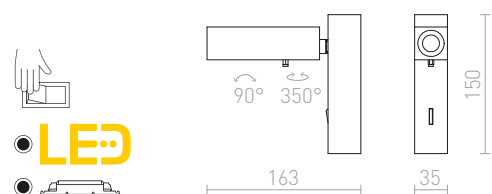
Angular wall lamp with a directional LED spotlight.


FADO I WALL

230 V LED 3 W $\angle 45^\circ$ 4000 K 110 lm Ra 80

R12473 black

€ 129





TIARA

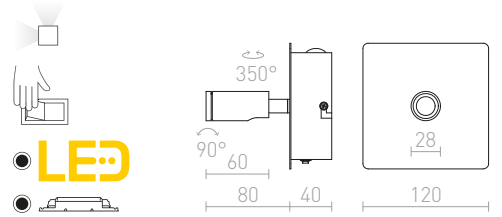
Wall lamp with two integrated LED light sources which can be controlled individually by switches located on the angular base of the lamp.

TIARA WALL

230 V LED 2x3 W $\angle 25^\circ$ 3000 K 300 lm Ra 80

R12957 chrome

€ 68



TAPIO

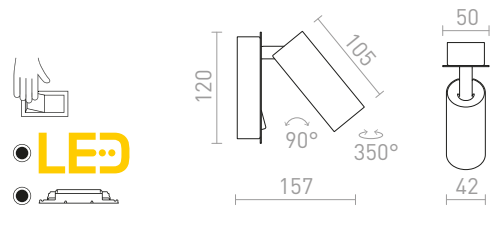
Wall lamp with built in LED on a rectangular base.

TAPIO I SQ WALL

230 V LED 4,5 W 3000 K 350 lm Ra 80

R13423 black

€ 88



MIG

Elegant spotlight with switch and built-in LED, suitable in bedrooms. The base comes with a feed-in for cables, for the option to connect to a nearby power socket. Cable not included.

MIG WALL

230 V LED 3 W $\angle 30^\circ$ 3000 K 150 lm Ra 80

R13644 white

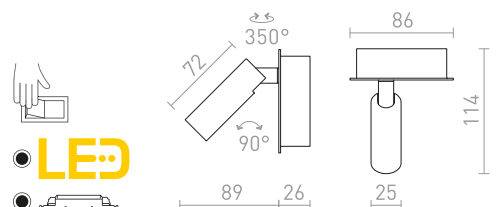
€ 78

R13645 black

€ 78

R13646 matt nickel

€ 68





AMADEUS

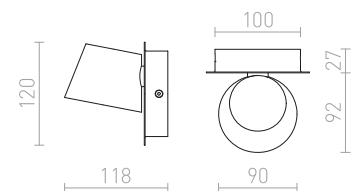
Wall lamp with integrated LED, rotatable shade and switch on the base.

AMADEUS I WALL

230 V LED 6 W 3000 K 530 lm Ra 80

R12476 white

€ 120





THALIA

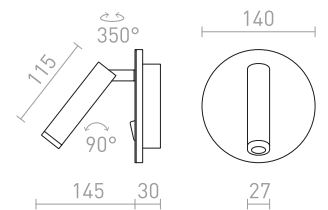
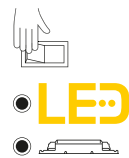
LED wall lamp with spotlight and backlight functionality. The two light sources can be toggled on and off using separate switches located on the base of the lamp.

THALIA WALL

230 V LED 6 W + 3 W 3000 K 480 lm Ra 80

R13765 black/satinated acrylic

€ 138 **NEW**



STIG

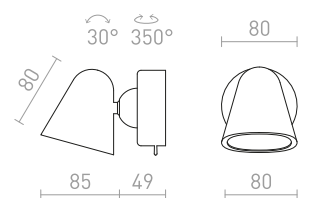
Elegant LED light with toggle switch.

STIG WALL

230 V LED 5,6 W $\angle 34^\circ$ 3000 K 404 lm Ra 80

R13941 black

€ 98 **NEW**





VOLTERA

Lacquered wall light with a directional GU10 light source and integrated USB suitable for charging of smart phones or similar devices.

VOLTERA USB WALL

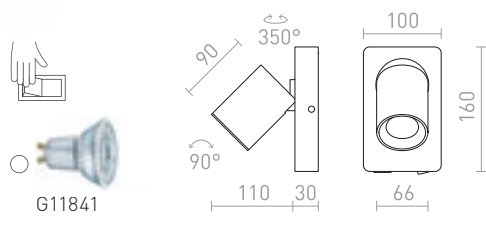
230 V GU10 50 W

R13763 white

€ 129 **NEW**

R13764 black

€ 129 **NEW**



ELISEO

Wall lamp with a rotatable saucer-shaped head, built-in LED and an opal-colored diffuser.

ELISEO WALL

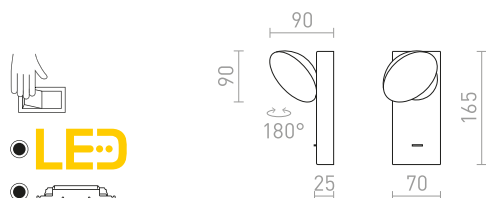
230 V LED 5 W 3000 K 320 lm Ra 80

R13914 white

€ 88 **NEW**

R13915 black

€ 88 **NEW**





SIENA

Lacquered wall light with a directional GU10 light source and switch on the base.

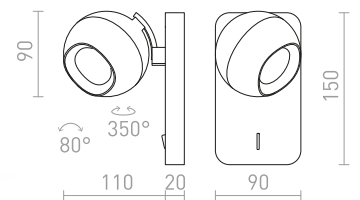
SIENA WALL
230 V GU10 50 W

R13761 white

€ 88 NEW

R13762 black

€ 88 NEW





BOGARD

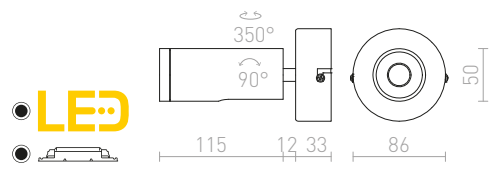
Wall-mounted directional spotlight with integrated LED.

BOGARD I WALL

230 V LED 5W $\angle 40^\circ$ 3000 K 496 lm Ra 80

R12502 matt nickel

€ 58 %



BOGARD II WALL

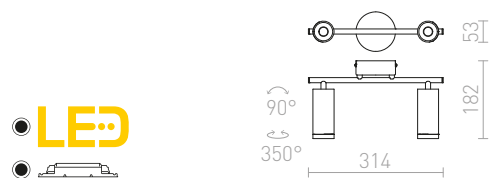
230 V LED 2x5 W $\angle 40^\circ$ 3000 K 700 lm Ra 80

R12503 matte black

€ 98 %

R12504 matt nickel

€ 48 %



BOGARD III WALL

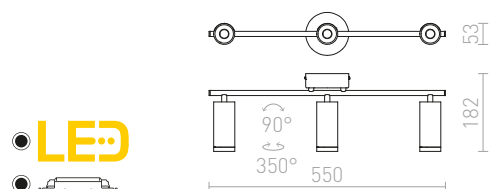
230 V LED 3x5 W $\angle 40^\circ$ 3000 K 1050 lm Ra 80

R12505 matte black

€ 120 %

R12506 matt nickel

€ 68 %







KENNY

Elegant spotlight series for GU10 light sources with the possibility to alter the appearance with interchangeable color trims (optional).

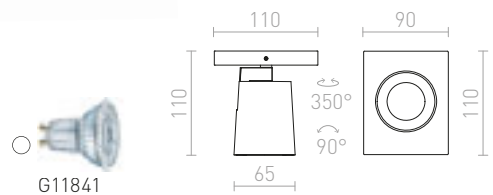
KENNY I SURFACE MOUNTED

230 V GU10 35 W

R12912 white/black € 58

R12913 brushed aluminum/black € 58

R12914 black/gold € 58



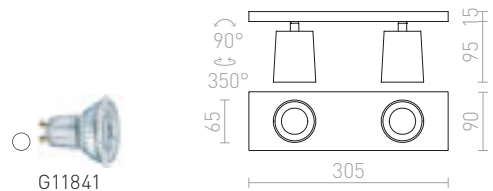
KENNY II SURFACE MOUNTED

230 V GU10 2x35 W

R12915 white/black € 120

R12916 brushed aluminum/black € 120


R12917 black/gold € 120



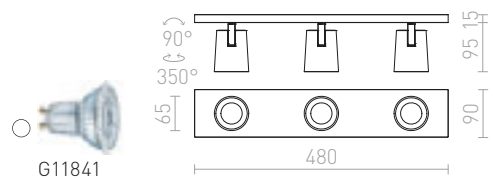
KENNY III SURFACE MOUNTED

230 V GU10 3x35 W

R12918 white/black € 158

R12919 brushed aluminum/black € 150 


R12920 black/gold € 158



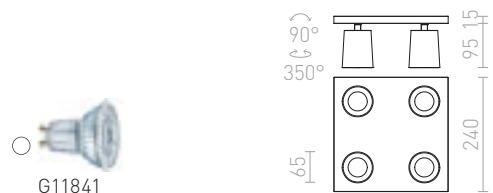
KENNY IV CEILING

230 V GU10 4x35 W

R12921 white/black € 188

R12922 brushed aluminum/black € 178 

R12923 black/gold € 188



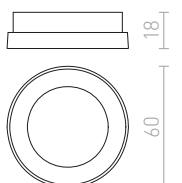


KENNY

Optional trim for the KENNY spotlight series to easily change the color design.

KENNY DECORATIVE TRIM

R12924 white	€ 3.60
R12925 gold	€ 3.60
R12926 black	€ 3.60





DUDE

Surface-mounted lamp for LED light sources with GU10 fitting.

DUDE SQ SURFACE MOUNTED

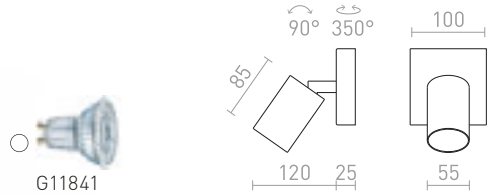
230 V LED GU10 9 W

R13920 white

€ 48 NEW

R13921 black

€ 48 NEW



DUDE

Surface-mounted lamp for LED light sources with GU10 fitting.

DUDE R SURFACE MOUNTED

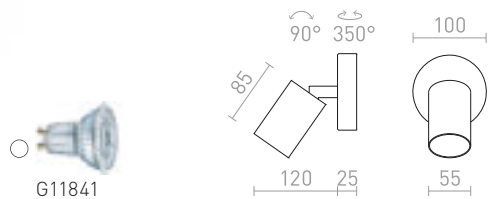
230 V LED GU10 9 W

R13918 white

€ 48 NEW

R13919 black

€ 48 NEW



DUDE

Surface mounted spotlight for two GU10 LED light sources.

DUDE II SURFACE MOUNTED

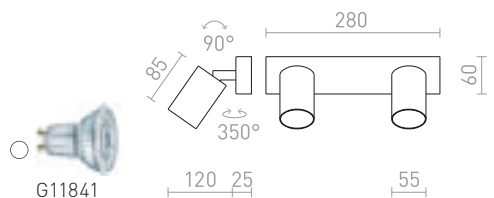
230 V LED GU10 2x9 W

R13922 white

€ 98 NEW

R13923 black

€ 98 NEW





DUDE

Wall lamp with a switch and GU10 socket for LED light sources.

DUDE WALL

230 V LED GU10 9 W

R13924 white

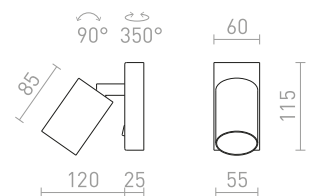
€ 58 NEW

R13925 black

€ 58 NEW



G11841







DUGME

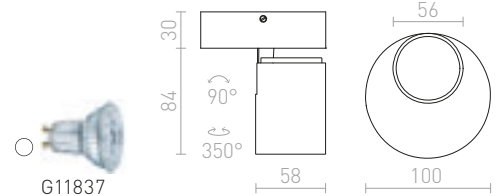
Spotlight of white lacquered metal with anthracite details.

DUGME I

230 V GU10 35 W

R12076 white/anthracite grey

€ 58

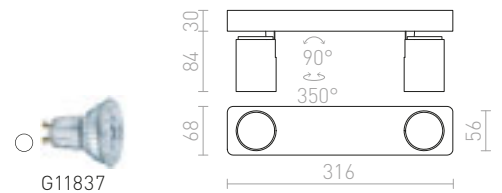


DUGME II

230 V GU10 2x35 W

R12077 white/anthracite grey

€ 120

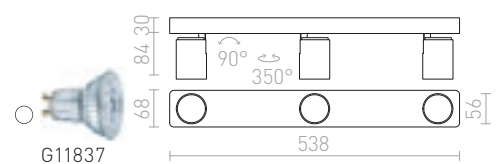


DUGME III

230 V GU10 3x35 W

R12078 white/anthracite grey

€ 129





TRICA

Minimalistic metal spotlight for wall or ceiling installation, suitable for decorative GU10 light sources.

TRICA I WALL

230 V GU10 25 W

R13371 white

€ 22

%

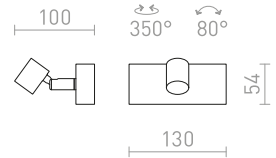
R13372 black

€ 22

%



G11841



TRICA II WALL

230 V GU10 2x25 W

R13373 white

€ 38

%

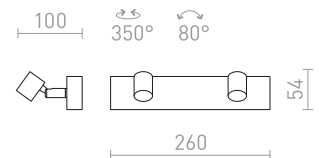
R13374 black

€ 38

%



G11841



TRICA III WALL

230 V GU10 3x25 W

R13375 white

€ 48

%

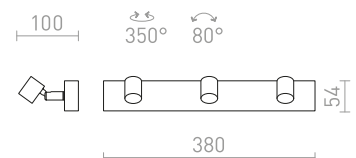
R13376 black

€ 48

%



G11841







KELLY LED

Wall/ceiling lights with directional reflectors and integrated light sources.

KELLY LED I WALL

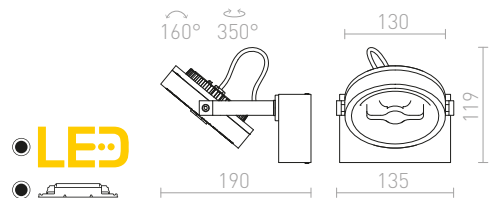
230 V LED 12 W $\angle 24^\circ$ 3000 K 600 lm Ra 80

R12332 white

€ 120 →

R12333 black

€ 120 →



KELLY LED II WALL

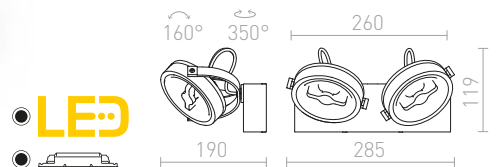
230 V LED 2x12 W $\angle 24^\circ$ 3000 K 1200 lm Ra 80

R12334 white

€ 198 →

R12335 black

€ 198 →



KELLY LED III WALL

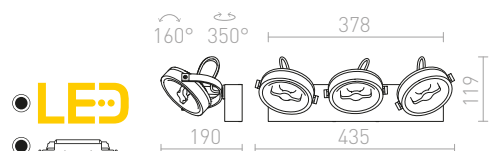
230 V LED 3x12 W $\angle 24^\circ$ 3000 K 1800 lm Ra 80

R12336 white

€ 290 →

R12337 black

€ 290 →





KELLY LED

Semi-recessed and directional spotlight with integrated LED. Only for drywall ceiling installation. TRIAC dimming.

KELLY LED DIMM SEMI-RECESSED

230 V LED 12 W $\angle 24^\circ$ 3000 K 600 lm Ra 80

R12637 white

€ 98

R12638 black

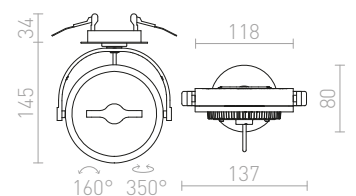
€ 98

↑ 50

● Ø65

● LED

● dimmable







KELLY LED

Wall/ceiling lights with directional reflectors and integrated LED light sources that can be dimmed via TRIAC.

KELLY LED I DIMM WALL

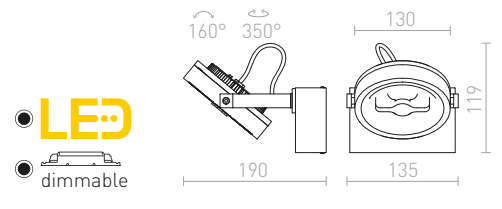
230 V LED 12 W $\angle 24^\circ$ 3000 K 600 lm Ra 90

R13104 white

€ 129

R13105 black

€ 129



KELLY LED II DIMM WALL

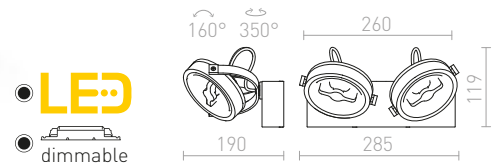
230 V LED 2x12 W $\angle 24^\circ$ 3000 K 1200 lm Ra 90

R13106 white

€ 238

R13107 black

€ 238



KELLY LED III DIMM WALL

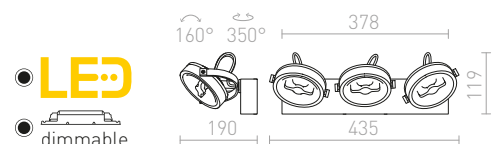
230 V LED 3x12 W $\angle 24^\circ$ 3000 K 1800 lm Ra 80

R13108 white

€ 360

R13109 black

€ 360







ELISEO

Surface mounted LED lamp with a rotatable saucer-shaped head and an opal-colored diffuser.

ELISEO II SURFACE MOUNTED

230 V LED 2x5 W 3000 K 760 lm Ra 80

R13916 white

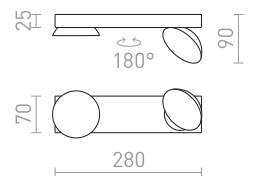
€ 138

NEW

R13917 black

€ 138

NEW



ELISEO

Wall lamp with a rotatable saucer-shaped head, built-in LED and an opal-colored diffuser.

ELISEO WALL

230 V LED 5 W 3000 K 320 lm Ra 80

R13914 white

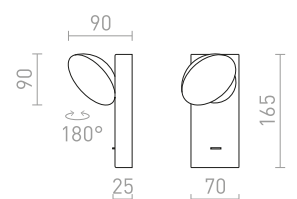
€ 88

NEW

R13915 black

€ 88

NEW





GLOSSY

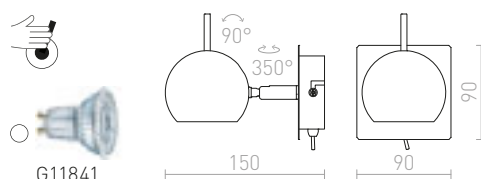
Surface-mounted light with reflectors that can be tilted in two axes.

GLOSSY I

230 V LED GU10 8 W

R10542 chrome

€ 48 %

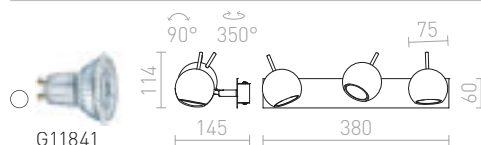


GLOSSY III

230 V LED GU10 3x8 W

R10604 chrome

€ 78 %



GLOSSY

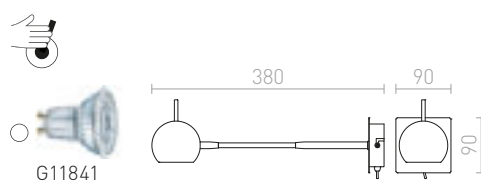
Wall light with reflector on gooseneck. The toggle switch is located on the bottom of the base.

GLOSSY ON A GOOSE NECK

230 V LED GU10 8 W

R10543 chrome

€ 58 %





ROSITA

Retro-style wall lamp for energy efficient GU10 light sources.

ROSITA I WALL

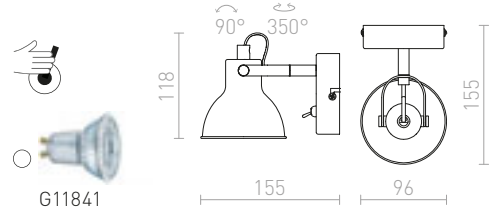
230 V LED GU10 9 W

R12507 white/silver grey

€ 58

R12508 black/gold

€ 58



ROSITA II WALL

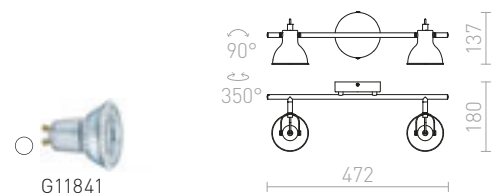
230 V LED GU10 2x9 W

R12509 white/silver grey

€ 88

R12510 black/gold

€ 120





EKE

Wall-mounted spotlight with integrated LED on gooseneck and a switch on the base.

EKE WALL

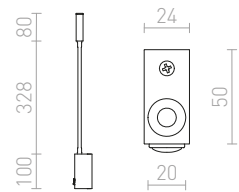
230 V LED 3 W $\angle 60^\circ$ 3000 K 100 lm Ra 80

R12944 white

€ 58

R12945 black

€ 58



FRISCO

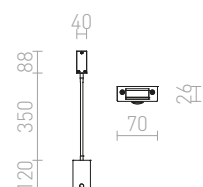
Wall light with integrated LED on gooseneck and switch on the base. The rectangular reflector gives a wide dispersion of light.

FRISCO W WALL

230 V LED 4,2 W $\angle 120^\circ$ 3000 K 300 lm Ra 80

R12942 black

€ 98 %





AIM

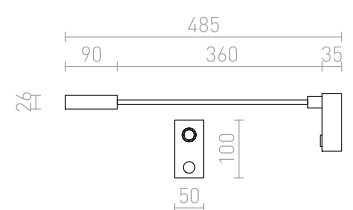
Wall-mounted spotlight with integrated LED on gooseneck and with a touch switch located on the base.

AIM ON A GOOSE NECK

230 V LED 3 W $\angle 45^\circ$ 3000 K 180 lm Ra 80

R10541 black

€ 150





POINT

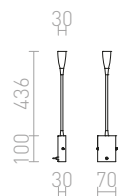
LED spotlight on gooseneck with a toggle switch located at the bottom of the base.

POINT WALL

230 V LED 3 W $\angle 40^\circ$ 3000 K 240 lm Ra 80

R11758 matt nickel

€ 68 %





VERSA

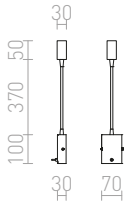
LED spotlight on gooseneck with a toggle switch located at the bottom of the base.

VERSA WALL

230 V LED 3 W $\angle 40^\circ$ 3000 K 240 lm Ra 80

R10602 matt nickel

€ 88



SHOW

Wall-mounted spotlight with integrated LED on gooseneck.

SHOW WALL

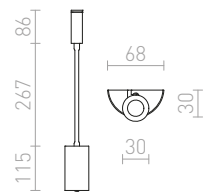
230 V LED 3 W 3000 K 240 lm Ra 80

R12896 white/chrome

€ 78

R12897 black/chrome

€ 78



BOB

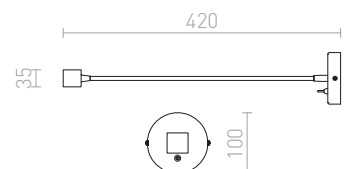
Wall-mounted spotlight with integrated LED on gooseneck with a toggle switch located on the base.

BOB ON A GOOSE NECK

230 V/500 mA LED 3 W $\angle 45^\circ$ 3000 K 180 lm Ra 80

R10538 chrome

€ 120





KAYA

Wall light with a metal shade on gooseneck and a switch located on the base. For E27 light sources.

KAYA WALL

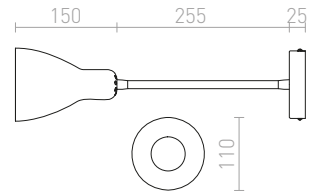
230 V E27 28 W

R12898 white/matt nickel

€ 48



G13026



FLAP

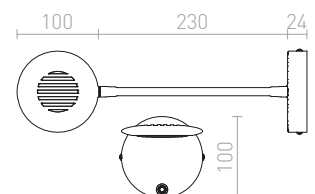
Wall lamp with a rounded reflector on gooseneck, integrated LED and a switch located on the base.

FLAP WALL

230 V LED 4,2 W $\angle 120^\circ$ 3000 K 100 lm Ra 80

R12943 chrome

€ 68





VALE

LED wall light on gooseneck with a switch on the base. A feed-in for cables can be found on the base, for the option to connect to nearby power sockets. Cable not included.

VALE WALL

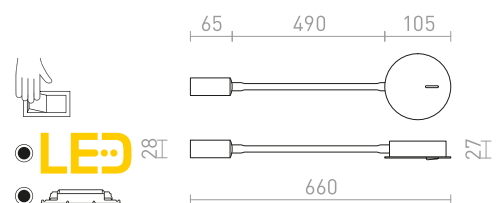
230 V LED 3 W $\angle 30^\circ$ 3000 K 150 lm Ra 80

R13647 white

€ 98

R13648 black

€ 98





CELEIA

Cylindrical metal spotlight for use with suitable E27 light source.

CELEIA SURFACE MOUNTED

230 V E27 40 W

R13901 matte white/matt nickel

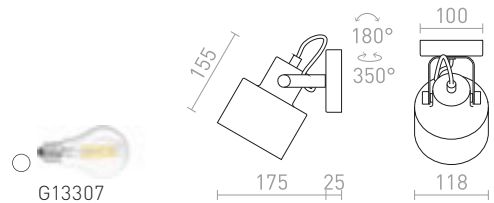
€ 48

NEW

R13902 matte black/brushed copper

€ 48

NEW



BAROQUE

Small wall lamp with a wide reflector shade and switch on the base, for use with E27 light sources.

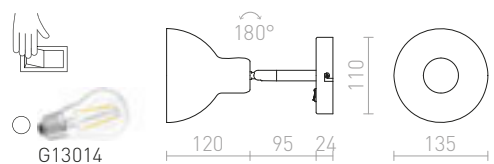
BAROQUE WALL

230 V E27 28 W

R12986 black/chrome

€ 58

➔





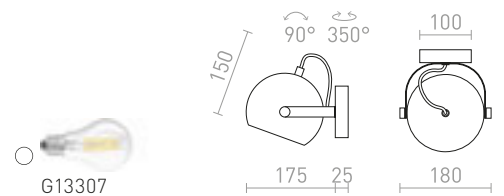
AGNETA

Round rotatable metal shade with a base, for use with a suitable E27 light source.

AGNETA SURFACE MOUNTED

230 V E27 40 W

R13893 white	€ 48	NEW
R13894 black	€ 48	NEW
R13895 brushed brass/black	€ 78	NEW
R13896 brushed copper/black	€ 78	NEW



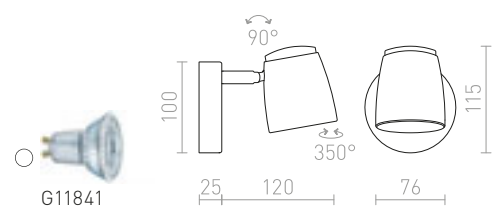
JOLI

Plastic directional spotlight for GU10 LED light sources.

JOLI I WALL

230 V LED GU10 10 W

R13556 black	€ 38
---------------------	-------------





BELENOS

Minimalistic cylindrical spotlight for GU10 light sources on a round base. Springs attached to the socket enable the use of light sources of various lengths.

BELENOS CEILING

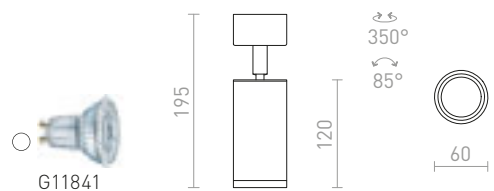
230 V LED GU10 9 W

R13363 white

€ 48

R13364 black

€ 48





OPTIMUS

Tubular spotlight with the possibility of adjusting the light cone using a 10-50° zoom system. The luminaire is suitable for LED light sources with GU10 socket. Use light sources with a 120° beam angle in the luminaire to avoid unwanted shadows.

OPTIMUS CEILING

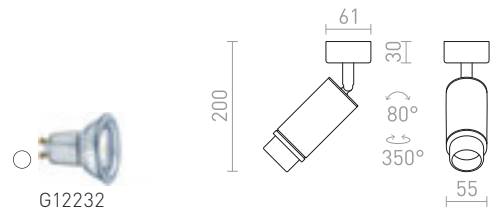
230 V LED GU10 9 W \angle 10-50°

R13779 white

€ 58

R13780 black

€ 58



BOGARD

Directional tube-shaped spotlight with integrated LED.

BOGARD CEILING

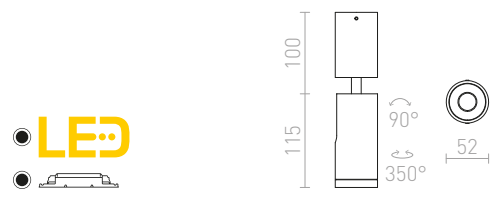
230 V LED 5 W \angle 40° 3000 K 414 lm Ra 80

R12497 matte black

€ 68

R12498 matt nickel

€ 78



BOGARD

Ceiling light that has two integrated LED light sources, one fixed and one directional.

BOGARD TWIN CEILING

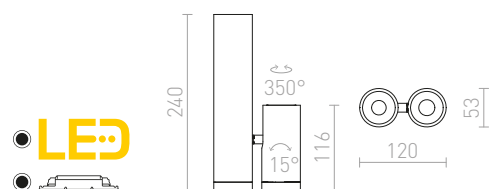
230 V LED 2x5 W \angle 40° 3000 K 700 lm Ra 80

R12499 matte black

€ 120

R12500 matt nickel

€ 88





DARIO

Cylindrical, directional ceiling light with GU10 socket for LED light sources, including a decorative shade of brushed black brass. Different color-combinations are available by purchasing additional shades in other colours.

DARIO CEILING

230 V GU10 9 W

R13867 white/brushed brass

€ 68

NEW

R13868 black/brushed brass

€ 68

NEW

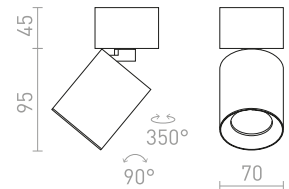
R13869 brushed brass

€ 78

NEW



G11841



DARIO

Decorative inner shade of metal in various colors for the DARIO light.

DARIO DECORATIVE RING

R13876 white

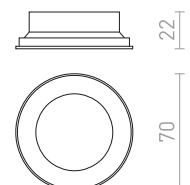

€ 8.50


NEW

R13877 black

€ 8.50

NEW





PIXIE

Directional light on a base with a GX53 socket for energy efficient LED light sources.

PIXIE DIRECTIONAL

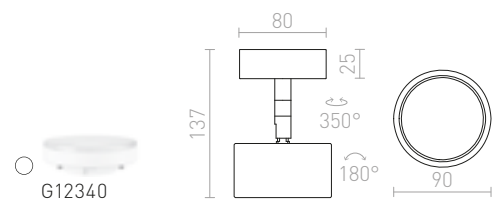
230 V LED GX53 7 W

R11772 white/chrome

€ 138

R11773 black/chrome

€ 138



IP44



ORIT

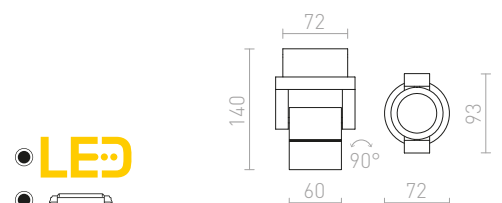
Outdoor spotlight of aluminum with tilt-function and integrated LED. The reflector can only tilt around one axis.

ORIT WALL

230 V LED 6 W $\angle 80^\circ$ 3000 K 315 lm Ra 80 IP44

R12033 aluminum

€ 78





REDO

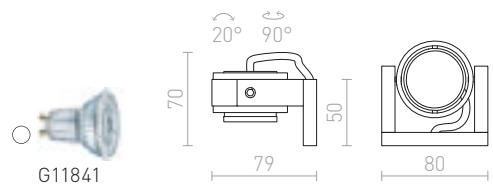
Directional spotlight of solid aluminum.

REDO DIRECTIONAL

230 V GU10 50 W

R10173 aluminum

€ 35 →



G11841



MARVEL

Angular fixture of aluminum for two GU10 light sources that can be tilted individually on a centred base.

MARVEL II DIRECTIONAL

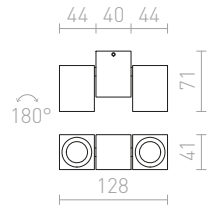
230 V GU10 2x50 W

R10171 aluminum

€ 48 %



G11841



CASSIE

Wall or ceiling lamp with a directional reflector.

CASSIE WALL

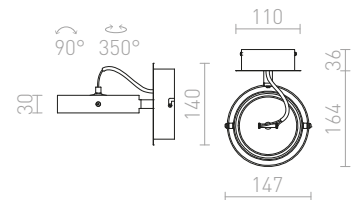
230 V/12 V G53 50 W

R10591 matt nickel

€ 58 %



G13656



BUGSY

Wall light with a shade of mirror glass and a chrome-plated base.

BUGSY I WALL

230 V GU10 50 W

R10521 chrome-tinted glass

€ 48 %



G11841

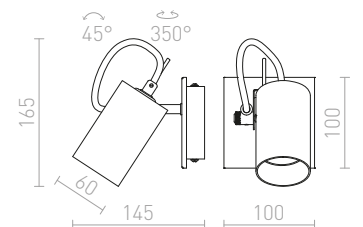




TABLE LAMPS

DECORATIVE

322-339

FOR WORK

340-347

TABLE LAMPS DECORATIVE

322-339



AMBITUS/ALVIS 24
322-323



ALVIS/AMBITUS 30
322-323



EL PASO
324-325



GARDETTE
324-325



ALVIS/RON 40
324-325



KEITH/ALVIS 24
326-327



KEITH/DELISA
326-327



MAUI/ALVIS 24
326-327



BROADWAY
326-327



KEITH/AMBITUS 30
328-329



MAUI/AMBITUS 30
328-329



PERTH
328-329



ESPLANADE
330-331



EDIKA
330-331



LAURA
330-331



LULU
332-333



MAUI/CONNY 15/30
332-333



NYC/CONNY 15/15
332-333



NYC/CONNY 15/30
332-333



KEITH/RON 15/20
334-335



NYC/RON 15/20
334-335



ZUMBA
334-335



NYC/TEMPO 15/30
336-337



MONACO
336-337



PLAZA S
336-337



PLAZA M
336-337



CAMINO
338-339



CAMINO
338-339



HEIDI
338-339



ALGOT
338-339

TABLE LAMPS FOR WORK

340-347



MONTANA
340-341



RITZY
340-341



NIZZA
340-341



GARBO
342-343



ANIKA
342-343



CELEIA
342-343



BUGSY
344-345



JOLI
344-345



ROSITA
344-345



FRISCO T
344-345



FADO
346-347



VIPER TL
346-347



COZY
346-347



TAPIO
346-347





AMBITUS/ALVIS

A table lamp with a fabric shade and an elegant bamboo base. Suitable for LED E27 light sources.

AMBITUS/ALVIS 24 TABLE

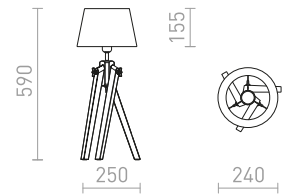
230 V LED E27 7 W

R14040 cream white/bamboo

€ 150 **NEW**



G13015



ALVIS/AMBITUS

A table lamp with a fabric shade and an elegant bamboo base. Suitable for LED E27 light sources.

ALVIS/AMBITUS 30 TABLE

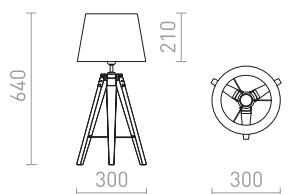
230 V LED E27 11 W

R14041 Polycotton white/bamboo

€ 178 **NEW**



G13026





ALVIS/RON

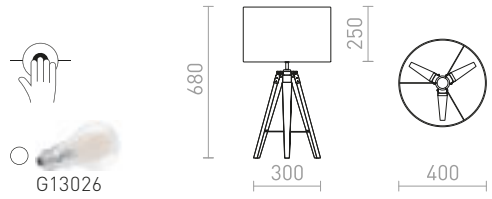
A table lamp with a fabric shade and an elegant bamboo base. Suitable for LED E27 light sources.

ALVIS/RON 40 TABLE

230 V LED E27 11 W

R14042 Polycotton white/bamboo

€ 188 **NEW**



GARDETTE

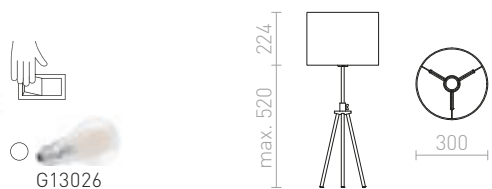
Table lamp on tripod with adjustable height, textile shade and E27 socket.

GARDETTE TABLE

230 V E27 42 W

R12488 black/aluminum

€ 150 **%**





EL PASO

Table lamp of bamboo with a textile shade. This item is delivered unassembled.

EL PASO TABLE

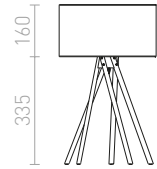
230 V E14 11 W

R13338 grey/bamboo

€ 68 %



G12243





KEITH/ALVIS

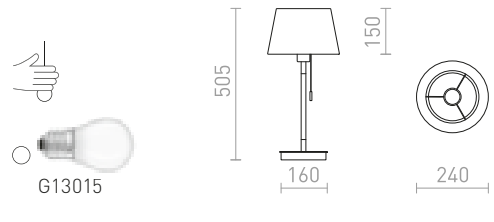
A table lamp with a fabric shade and a USB port built into the base. The base is in imitation beech with white lacquered details. Suitable for LED E27 light sources.

KEITH/ALVIS 24 TABLE WITH USB

230 V LED E27 7 W

R14038 cream white/beech

€ 138 **NEW**



KEITH/DELISA

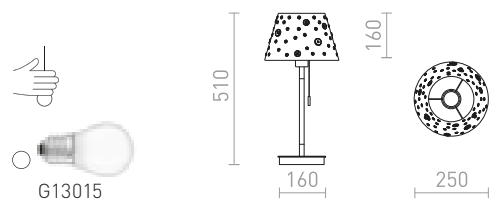
A table lamp with a decorative shade adorned with coloured buttons. A USB port is built into the base made of imitation beech with white lacquered details. Suitable for LED E27 light sources.

KEITH/DELISA TABLE WITH USB

230 V LED E27 7 W

R14037 white/buttons/beech

€ 129 **NEW**





MAUI/ALVIS

A table lamp with a wooden base and a fabric shade.
Suitable for LED E27 light sources.

MAUI/ALVIS 24 TABLE

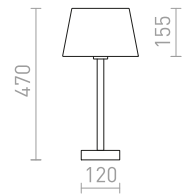
230 V LED E27 7 W

R14033 cream white/wood

€ 98 **NEW**



G13015



240



BROADWAY

Table lamp with a white textured textile shade and
chrome-plated base.

BROADWAY TABLE

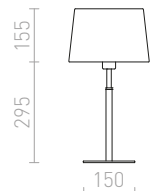
230 V E27 42 W

R11986 white/chrome

€ 178 **➔**



G13026



234



KEITH/AMBITUS

A table lamp with a fabric shade and a USB port built into the base. The base is in imitation beech with white lacquered details. Suitable for LED E27 light sources.

KEITH/AMBITUS 30 TABLE WITH USB

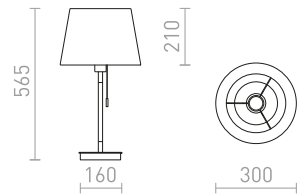
230 V LED E27 11 W

R14039 Polycotton white/beech

€ 178 **NEW**



G13026



MAUI/AMBITUS

A table lamp with a wooden base and a fabric shade. Suitable for LED E27 light sources.

MAUI/AMBITUS 30 TABLE

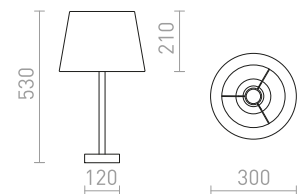
230 V LED E27 11 W



R14035 Polycotton white/wood

€ 120 **NEW**



G13026





PERTH

A table lamp with a square textile shade and a metal base.

PERTH TABLE

230 V E27 15 W

R13663 beige/white

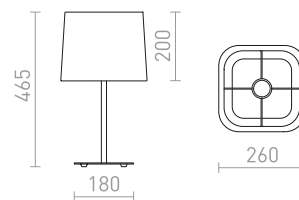
€ 150

R13664 black/black

€ 150



G13307





EDIKA

A table lamp with a nickel telescopic leg and a textile shade for a bulb with E27 socket.


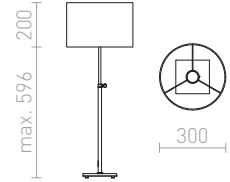
EDIKA TABLE
230 V E27 42 W

R12665 brown/matt nickel

€ 138 →



G13026



LAURA

Decorative table lamp with a textile shade.

LAURA TABLE
230 V E27 28 W

R13324 beige grey

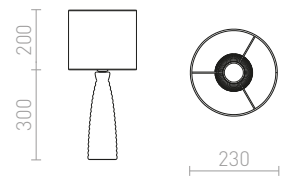
€ 48 →

R13325 black

€ 58 →



G13026





ESPLANADE

Table lamp with adjustable height and double textile shades.

ESPLANADE TABLE

230 V E27 42 W

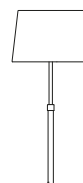
R12484 transparent black/white/chrome

€ 268



G13026

max. 525
218



327





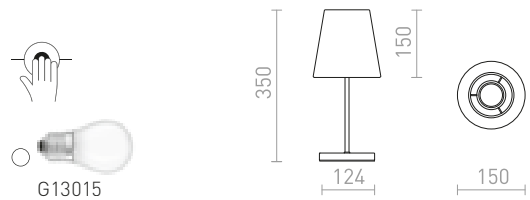
NYC/CONNY

A table lamp with a fabric shade on a metal base. Suitable for LED E27 light sources.

NYC/CONNY 15/15 TABLE



230 V LED E27 7 W

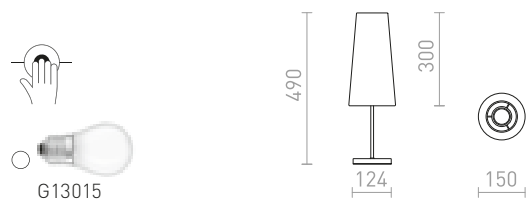
	R14047 Polycotton white/chrome	€ 120	NEW
	R14048 Polycotton white/nickel	€ 120	NEW



NYC/CONNY 15/30 TABLE

230 V LED E27 7 W

	R14049 Polycotton white/chrome	€ 120	NEW
	R14050 Polycotton white/nickel	€ 120	NEW
	R14051 Monaco dove gray/silver PVC/chrome	€ 150	NEW
	R14052 Monaco dove gray/silver PVC/nickel	€ 150	NEW
	R14053 Monaco petrol blue/silver PVC/chrome	€ 150	NEW
	R14054 Monaco petrol blue/silver PVC/nickel	€ 150	NEW





MAUI/CONNY

A table lamp with a wooden base and a fabric shade.
Suitable for LED E27 light sources.

MAUI/CONNY 15/30 TABLE

230 V LED E27 7 W


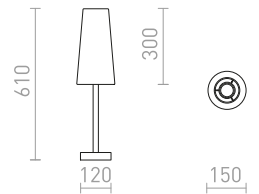
R14034 Polycotton white/wood

€ 120

NEW



G13015



LULU

Table lamp with cone-shaped textile shade and E27 socket. The base is an elegant combination of black and chrome.

LULU TABLE

230 V E27 28 W

R12464 white/black/chrome

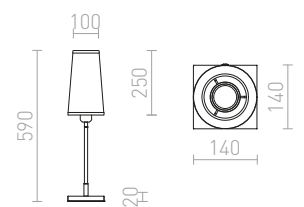
€ 129

R12465 black/chrome

€ 129



G13026





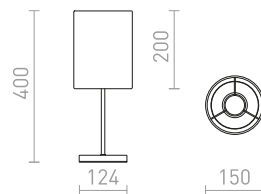
NYC/RON

A table lamp with a fabric shade on a metal base. Suitable for LED E27 light sources.

NYC/RON 15/20 TABLE

230 V LED E27 7 W

	R14055 Polycotton white/chrome	€ 120	NEW
	R14056 Polycotton white/nickel	€ 120	NEW
	R14057 Monaco dove gray/silver PVC/chrome	€ 150	NEW
	R14058 Monaco dove gray/silver PVC/nickel	€ 150	NEW
	R14059 Monaco petrol blue/silver PVC/chrome	€ 150	NEW
	R14060 Monaco petrol blue/silver PVC/nickel	€ 150	NEW
	R14061 Polycotton black/chrome	€ 120	NEW
	R14062 Polycotton black/nickel	€ 120	NEW





KEITH/RON

A table lamp with a fabric shade and a USB port built into the base. The base is in imitation beech with white lacquered details. Suitable for LED E27 light sources.

KEITH/RON 15/20 TABLE WITH USB

230 V LED E27 7 W

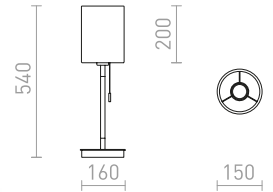
R14036 Polycotton white/beech

€ 158

NEW



G13026



ZUMBA

Small table lamp on a wooden base with a plastic shade. This item is delivered unassembled.

ZUMBA TABLE

230 V E14 11 W

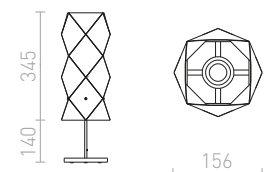
R13320 white PVC/wood/chrome

€ 48

%



G11849





MONACO


Compact table lamp with a black textile shade on a chrome-plated base.

MONACO TABLE

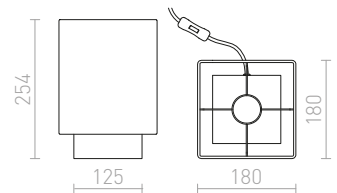
230 V E27 28 W

R12040 black/chrome

€ 32 



G13026





PLAZA

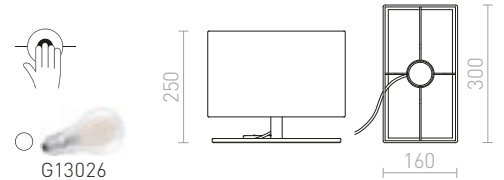
Table lamp with a textured textile shade.

PLAZA S TABLE

230 V E27 42 W

R11973 white/chrome

€ 158

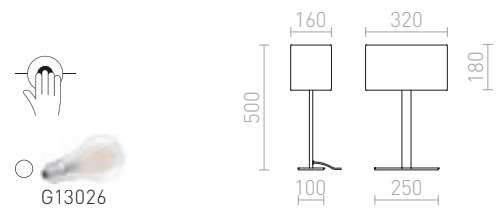


PLAZA M TABLE

230 V E27 42 W

R11983 white/chrome

€ 215



NYC/TEMPO

A table lamp with a fabric shade on a metal base. Suitable for LED E27 light sources.

NYC/TEMPO 15/30 TABLE

230 V LED E27 7 W

R14063 Polycotton white/chrome

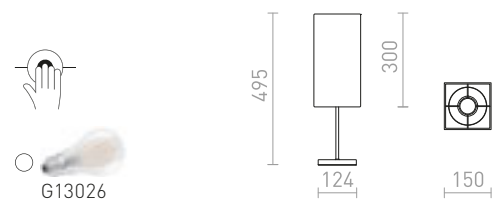
€ 129

NEW

R14064 Polycotton white/nickel

€ 129

NEW





ALGOT

Table lamp base for use with a suitable decorative E27 light source.


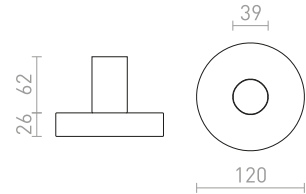
ALGOT TABLE
230 V E27 40 W

R13907 black/brushed copper

€ 25 **NEW**



G13459



HEIDI

Decorative concrete table lamp with textile shade and E14 socket.

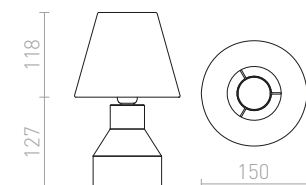
HEIDI TABLE
230 V E14 12 W

R12379 natural/concrete

€ 48



G12243





CAMINO

Minimalistic table lamp with a cylindrical shape and a textile shade. Each base has its unique pattern.

CAMINO TABLE WITH SHADE

230 V E27 28 W

R13294 white/terrazzo decor

€ 78

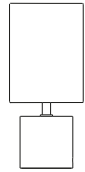
R13295 white/cement

€ 78



G13026

200
135



150



CAMINO

Minimalistic table lamp with a cylindrical shape, complete the look with a suitable light sources. Each base has its unique pattern.

CAMINO TABLE

230 V E27 28 W


R13293 terrazzo decor

€ 48



G13311

110



100



RITZY

Table lamp with adjustable height in black and chrome, comes with a textile shade and E27 socket.

RITZY TABLE

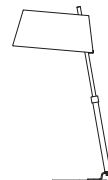
230 V E27 42 W

R12486 black/chrome

€ 178 %



max. 550
150





NIZZA

A table lamp with a wooden adjustable arm, a lacquered metal base, and a fabric shade. Includes a black braided power cord.

NIZZA TABLE

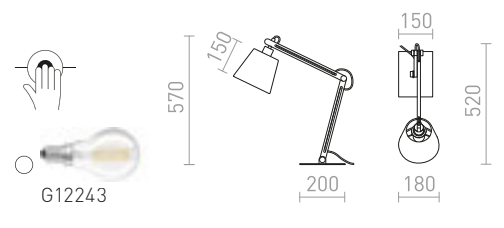
230 V LED E14 7 W

R14031 Polycotton white/wood

€ 178 **NEW**

R14032 Polycotton black/wood

€ 188 **NEW**



MONTANA

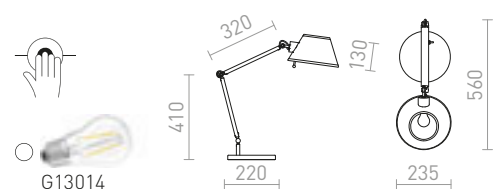
Table lamp with an adjustable arm and textile shade.

MONTANA TABLE

230 V E27 28 W

R13283 white/black/chrome

€ 320 **▶**





ANIKA

Metal table lamp with an adjustable arm for use with a suitable E27 light source.

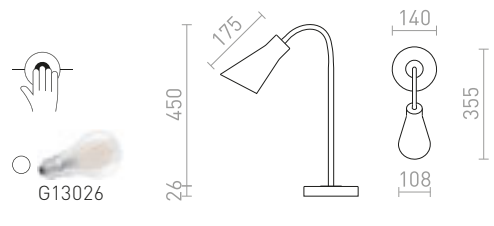
ANIKA TABLE
230 V E27 40 W

R13905 matte white/matt nickel

€ 68 NEW

R13906 matte black/matt nickel

€ 68 NEW



CELEIA

Cylindrical metal table lamp for use with suitable E27 light source.

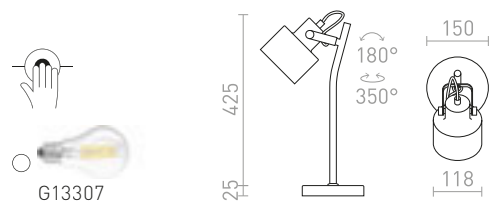
CELEIA TABLE
230 V E27 40 W

R13903 matte white/matt nickel

€ 98 NEW

R13904 matte black/brushed copper

€ 98 NEW





GARBO

Metal table lamp with E27 socket.

GARBO TABLE

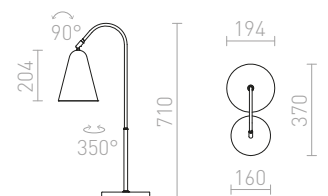
230 V E27 28 W

R12675 black/chrome

€ 58



G13026





BUGSY

Table lamp with a mirror glass shade which can be tilted around one axis.

BUGSY TABLE


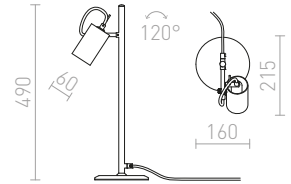
230 V GU10 50 W

R10519 chrome-tinted glass

€ 120 %



G11841



ROSITA

Retro-style desk lamp for energy efficient GU10 light sources.

ROSITA TABLE

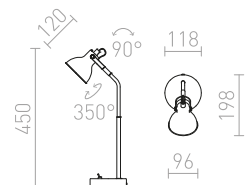
230 V LED GU10 9 W

R12512 black/gold

€ 120



G11841



FRISCO

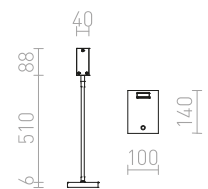
Desk lamp with integrated LED on gooseneck and switch located on the base. The rectangular reflector gives a wide dispersion of light.

FRISCO T TABLE

230 V LED 4,2W $\angle 120^\circ$ 3000 K 300 lm Ra 80

R12940 black

€ 120 %





JOLI

Plastic directional table lamp for GU10 LED light sources.

JOLI TABLE

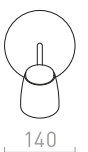
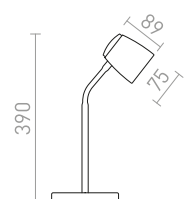
230 V LED GU10 10 W

R13558 black

€ 58



G11841





TAPIO

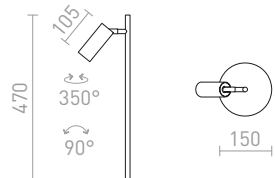
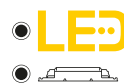
Table lamp with a directional cylindrical spotlight and built-in LED.

TAPIO TABLE

230 V LED 4,5 W 3000 K 350 lm Ra 80

R13429 black

€ 98





FADO

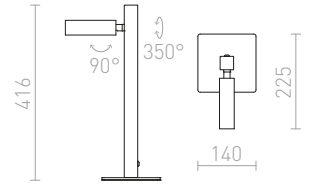
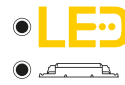
Table lamp in angular design with an directional LED spotlight.

FADO TABLE

230 V LED 3 W $\angle 45^\circ$ 3000 K 110 lm Ra 80

R12474 black

€ 120



VIPER

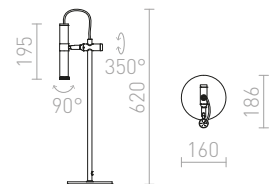
Elegantly designed table lamp with an adjustable LED spotlight in black, red textile cable and chrome-plated details.

VIPER TL

230 V LED 3 W $\angle 60^\circ$ 3000 K 100 lm Ra 80

R12462 black/chrome

€ 150



COZY

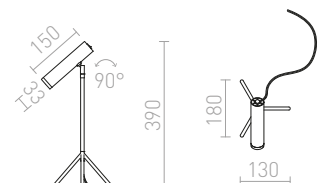
Elegant table lamp with integrated LED on tripod stand in a matte metal finish. The transformer is located on the wall plug.

COZY TABLE

230 V LED 3,5 W 3000 K 240 lm Ra 80

R11759 matt nickel

€ 58





FLOOR LAMPS

DECORATIVE

352-367

FOR READING

368-371

FLOOR LAMPS DECORATIVE

352-367



ALVIS/AMBITUS 46
352-353



ALVIS/ILUSION
352-353



AMBITUS 46
352-353



ALVIS/RIDICK
352-353



LUTON/ILUSION
354-355



LUTON/RIDICK
354-355



BOULOGNE
354-355



GARDETTE
356-357



LUTON/RON 55
356-357



NAUTIC
356-357



DANTE
358-359



RITZY
358-359



ESPLANADE
358-359



EDIKA
360-361



ETESIAN
360-361



NYC/ILUSION
360-361



NYC/RON 40/25
362-363



CORTINA/JAKARANDA
362-363



LULU
364-365



NYC/CONNY 25
364-365



NYC/CONNY 35
364-365



PLAZA
366-367



NYC/TEMPO 30/19
366-367



PERTH
366-367

FLOOR LAMPS FOR READING



PRAGMA
368-369



VARIA
368-369



ROSITA
368-369

368-371



STIG
368-369



VIPER FL
370-371



BUGSY
370-371



FADO
370-371



ALVIS/AMBITUS

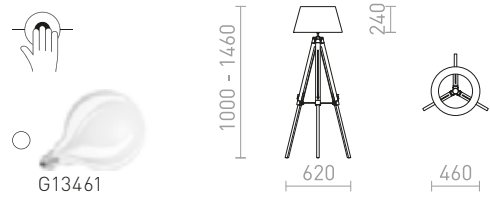
A floor lamp with a fabric shade and a height-adjustable bamboo base. Suitable for LED E27 light sources.

ALVIS/AMBITUS 46 FLOOR

230 V LED E27 11 W

R14044 cream white/bamboo

€ 320 **NEW**



ALVIS/ILUSION

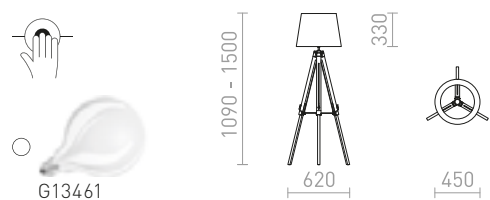
A floor lamp with a shade made of chrome foil. Has a height-adjustable bamboo base. Suitable for LED E27 light sources.

ALVIS/ILUSION FLOOR

230 V LED E27 11 W

R14045 chrome foil/bamboo

€ 320 **NEW**





ALVIS/RIDICK

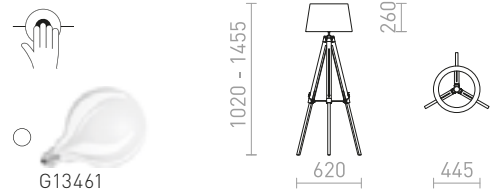
A floor lamp with a shade made of glossy black foil with a golden inner side. Has a height-adjustable bamboo base. Suitable for LED E27 light sources.

ALVIS/RIDICK FLOOR

230 V LED E27 11 W

R14046 shiny black/golden foil/bamboo

€ 278 **NEW**



AMBITUS

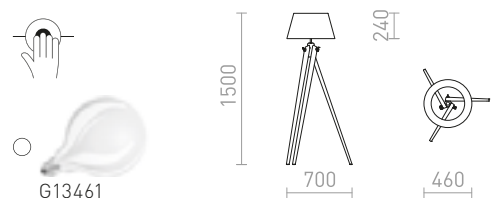
A floor lamp with a fabric shade and an elegant bamboo base. Suitable for LED E27 light sources.

AMBITUS 46 FLOOR

230 V LED E27 11 W

R14043 cream white/bamboo

€ 380 **NEW**





LUTON/ILUSION

An elegant floor lamp with a shade made of chrome foil. Has a height-adjustable lacquered metal base with brass accessories. Suitable for LED E27 light sources.

LUTON/ILUSION FLOOR

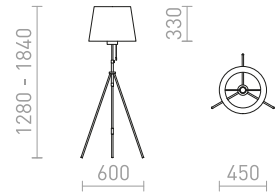
230 V LED E27 11 W

R14065 chrome foil/black/metal

€ 248 **NEW**



G13026



LUTON/RIDICK

An elegant floor lamp with a shade made of glossy black foil with a golden inner side. Has a height-adjustable lacquered metal base with brass accessories. Suitable for LED E27 light sources.

LUTON/RIDICK FLOOR

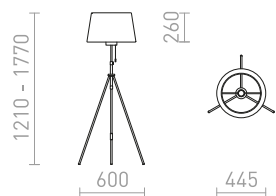
230 V LED E27 11 W


R14066 shiny black/golden foil/black/metal

€ 215 **NEW**



G13026






BOULOGNE

Floor lamp on tripod with two-layered ribbon wrapped textile shade in black.

BOULOGNE FLOOR

230 V E27 28 W

R12674 black

€ 290 



G13461

1500
285



550



GARDETTE

Floor lamp on tripod with adjustable height, textile shade and E27 socket.

GARDETTE FLOOR

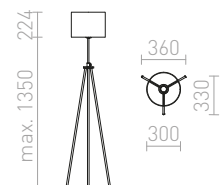
230 V E27 42 W

R12489 black/aluminum

€ 360 %



G13029





LUTON/RON

An elegant floor lamp with a fabric shade. Has a height-adjustable lacquered metal base with brass accessories. Suitable for LED E27 light sources.

LUTON/RON 55 FLOOR

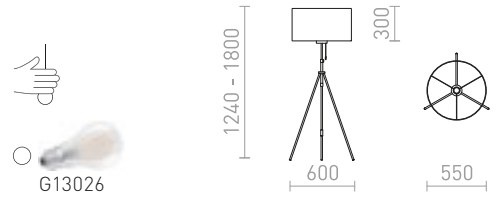
230 V LED E27 11 W

R14067 Polycotton white/black/metal

€ 268 NEW

R14068 Polycotton black/black/metal

€ 268 NEW



NAUTIC

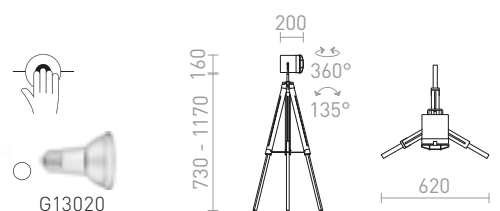
Retro-style floor lamp on a tripod stand and adjustable reflector for E27 light sources.

NAUTIC FLOOR

230 V E27 20 W

R13394 black/chrome

€ 178 ➔





RITZY

Floor lamp with adjustable height in black and chrome, comes with a textile shade and E27 socket.

RITZY FLOOR
230 V E27 42 W

R12487 black/chrome

€ 560 %



G13029

max. 1495 210



660



DANTE

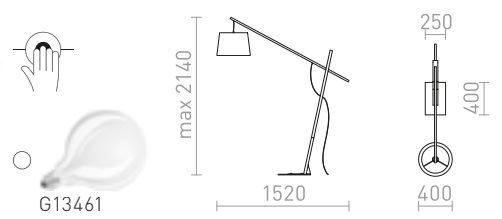
A massive design floor lamp suitable for spacious interiors. Combination of wood, metal and textile shade.

DANTE FLOOR

230 V E27 25 W

R13653 black/wood

€ 620



ESPLANADE

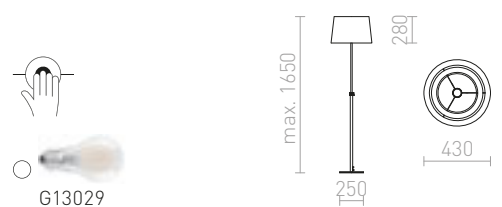
Floor lamp with adjustable height and double textile shades.

ESPLANADE FLOOR

230 V E27 42 W

R12485 transparent black/white/chrome

€ 520





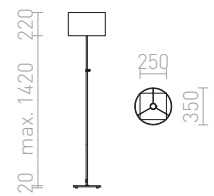
EDIKA

A floor lamp with a nickel telescopic leg and a textile shade for a bulb with E27 socket.

EDIKA FLOOR
230 V E27 42 W

R12666 brown/matt nickel

€ 198 →



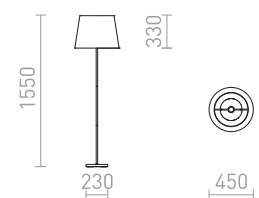
NYC/ILUSION

A floor lamp with a chrome base and a shade made of chrome foil. Suitable for LED E27 light sources.

NYC/ILUSION FLOOR
230 V LED E27 11 W

R14073 chrome foil/chrome

€ 198 **NEW**





ETESIAN

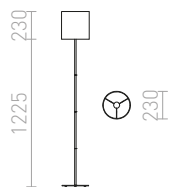
Subtle floor lamp with textile shade and E27 socket.

ETESIAN FLOOR

230 V E27 28 W

R12470 black

€ 178





CORTINA/JAKARANDA

A floor lamp with a lacquered metal base and a fabric shade with a geometric 3D surface. Suitable for LED E27 light sources.

CORTINA/JAKARANDA FLOOR

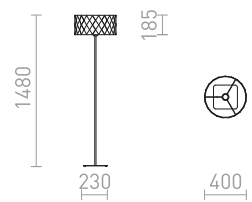
230 V LED E27 11 W

- R14069** white/white/textile/metal
- R14070** black/white/textile/metal
- R14071** white/black/textile/metal
- R14072** black/black/textile/metal

- € 188** NEW
- € 188** NEW
- € 188** NEW
- € 188** NEW



G13026






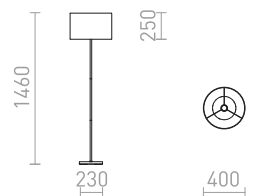
NYC/RON

A floor lamp with a chrome base and a fabric shade. Suitable for LED E27 light sources.

NYC/RON 40/25 FLOOR

230 V LED E27 11 W

	R14079 Polycotton white/chrome	€ 188 NEW
	R14080 Chintz apricot/chrome	€ 188 NEW
	R14081 Chintz light grey/chrome	€ 188 NEW
	R14082 Monaco dove gray/silver PVC/chrome	€ 248 NEW
	R14083 Monaco petrol blue/silver PVC/chrome	€ 248 NEW
	R14084 Polycotton black/chrome	€ 188 NEW





LULU

Floor lamp with cone-shaped textile shade and E27 socket. The base is an elegant combination of black and chrome.

LULU FLOOR

230 V E27 28 W

R12466 white/black/chrome

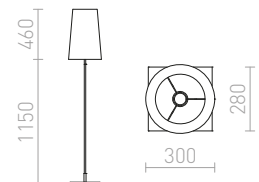
€ 238

R12467 black/chrome

€ 238



G13029






NYC/CONNY

A floor lamp with a chrome base and a fabric shade. Suitable for LED E27 light sources.

NYC/CONNY 25 FLOOR

230 V LED E27 7 W



R14074

Polycotton white/chrome

€ 178 **NEW**

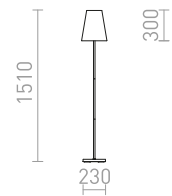
R14075

Monaco petrol blue/silver PVC/chrome

€ 229 **NEW**



G13026



250




NYC/CONNY

A floor lamp with a chrome base and a fabric shade. Suitable for LED E27 light sources.

NYC/CONNY 35 FLOOR

230 V LED E27 11 W



R14076

Polycotton white/chrome

€ 198 **NEW**

R14077

Monaco dove gray/silver PVC/chrome

€ 278 **NEW**

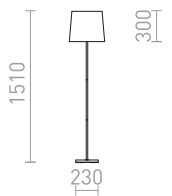
R14078

Monaco petrol blue/silver PVC/chrome

€ 278 **NEW**



G13026



350



NYC/TEMPO

A floor lamp with a chrome base and a fabric shade.
Suitable for LED E27 light sources.

NYC/TEMPO 30/19 FLOOR

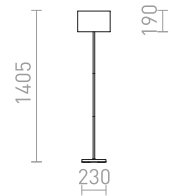
230 V LED E27 11 W

R14085 Polycotton white/chrome

€ 188 **NEW**

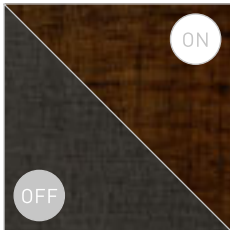



G13026



300





PERTH

A floor lamp with a square textile shade and a metal base.

PERTH FLOOR


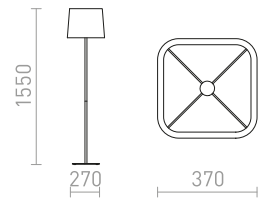
230 V E27 20 W

R13665 beige/white

€ 268

R13666 black/black

€ 268



PLAZA

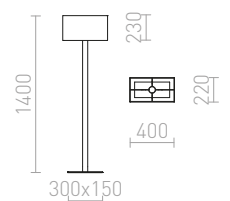
Floor lamp with a textured textile shade.

PLAZA FLOOR

230 V E27 42 W

R11984 white/chrome

€ 620





STIG

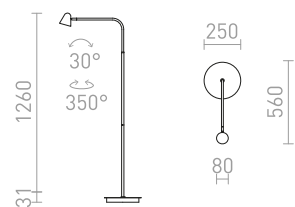
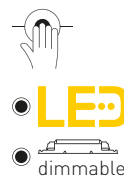
An elegant LED floor lamp in black with a brass-colored joint. You can toggle the intensity of the light using a switch on the cable between: 10%, 40% or 100%.

STIG FLOOR

230 V LED 8,4 W $\angle 34^\circ$ 3000 K 447 lm Ra 80

R13942 black

€ 238 **NEW**





ROSITA

A retro-style floor lamp for E27 light sources.

ROSITA FLOOR

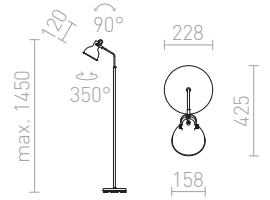
230 V E27 12 W

R12514 black/gold

€ 158 %



G13014



PRAGMA

Floor lamp with E27 socket.

PRAGMA FLOOR

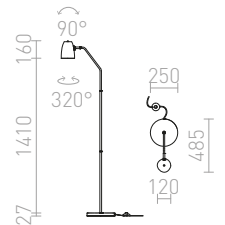
230 V E27 28 W

R12989 black/chrome

€ 150 ▶



G13014



VARIA

Elegant floor lamp with a cylindric head for GU10 LED light sources. The switch is located on the back of the head piece.

VARIA FLOOR

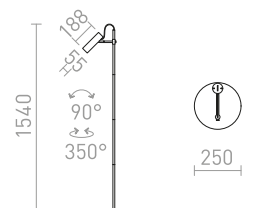
230 V LED GU10 9 W

R13660 black/brass

€ 198



G11841





VIPER

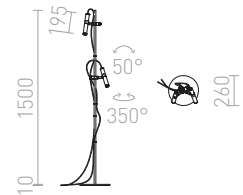
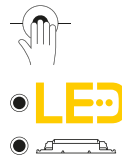
A design chrome floor lamp with two black sliding LED spotlights, which are individually controlled by switches on red supply cables. Both cables are terminated with socket adapters.

VIPER FL

230 V LED 2x3 W $\angle 60^\circ$ 3000 K 200 lm Ra 80

R12463 black/chrome

€ 248 %



FADO

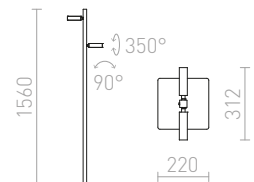
Floor lamp of angular design with two directional LED spotlights.

FADO FLOOR

230 V LED 2x3 W $\angle 45^\circ$ 3000 K 220 lm Ra 80

R12475 black

€ 278 %



BUGSY

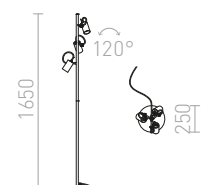
A floor lamp with mirror glass shades. Individual shades are tilted in one axis.

BUGSY FLOOR

230 V GU10 3x50 W

R10520 chrome-tinted glass

€ 178 %



G11841





RECESSED LAMPS

MODULAR	384-389
BATHROOM LED	390-397
BATHROOM	398-405
DECORATIVE	406-417
PLASTER	418-427
FRAMELESS	428-431
SETS	432-441
ROUND	442-443
ANGULAR	444-447
THIN	448-463
FOR WALLS	464-481



RECESSED LIGHTING MODULAR



SHARM BASE
384-385



SHARM PLUS
384-385



SHARM R I
386-387

384-389



SHARM R II
386-387



SHARM R III
386-387



SHARM SQ I
388-389



SHARM SQ II
388-389



SHARM SQ III
388-389

RECESSED LIGHTING BATHROOM LED



RINO
390-391



WATERBOY R
390-391



WATERBOY SQ
390-391

390-397



NAVY
390-391



INEZ R
392-393



INEZ SQ
392-393



MERGO R
392-393



BELLA LED
392-393



AMIGA R
394-395



AMIGA SQ
394-395



TOLEDO R
394-395



TOLEDO SQ
394-395



OWEN
394-395



BELI R 10
396-397



BELI R 21
396-397



BELI SQ 10
396-397



BELI SQ 21
396-397

RECESSED LIGHTING BATHROOM

398-405



MAJESTIC
398-399



EQUA
398-399



APRIORI
398-399



BERMUDA
398-399



ACUA
400-401



BELLA GU10
400-401



VERO
400-401



ASTOR SQ
402-403



SPLASH R
402-403



SPLASH SQ
402-403



LEROY R
404-405



LEROY SQ
404-405



INCA R
404-405



ISLA
404-405



BRAN
404-405

RECESSED LIGHTING DECORATIVE

406-417



MARENGA RB1 40
406-407



MARENGA SQB1 40
406-407



MARENGA RR1 40
408-409



MARENGA RR3 60
408-409



MARENGA RR4 90
408-409



MARENGA SQR3 60
408-409



MARENGA RD4 52
410-411



MARENGA RD3 60
410-411



MARENGA RD1 73
410-411



MARENGA RW1 30
412-413



MARENGA RT1 40
412-413



MARENGA RL1 40
412-413



MARENGA RD5 28
414-415



MARENGA RD6 96
414-415



MARENGA RC1 98
414-415



MARENGA RW2 60
414-415



KAY SQ
416-417



KAY R
416-417



BIANCA SQ
416-417

RECESSED LIGHTING PLASTER



DAG R 83
418-419



DANDY R
418-419



QUO R
418-419



QUO R II
418-419



DANDY SQ
420-421



QUO SQ I
420-421



QUO SQ II
420-421



DINGO S
422-423



DINGO GU10 II
422-423



DINGO R
424-425



DINGO II
424-425



DINGO TUB
426-427



DINO SQ G53
426-427



DINO SQ GU10
426-427



DAN SQ 80
426-427



MIA R
426-427

RECESSED LIGHTING FRAMELESS



IPSO SQ frameless
428-429



IPSO R frameless
428-429



IPSO R
428-429

428-431



COIMBRA
428-429



ELECTRA I
430-431



ELECTRA I
430-431



ELECTRA II
430-431

RECESSED LIGHTING SETS

432-441



ZIZI I
432-433



ZIZI II
432-433



KELLY LED
432-433



KELLY LED
432-433



SPRAY 9
434-435



SPRAY 11
434-435



GRANADA SQ
434-435



PASADENA G53 R I
436-437



PASADENA G53 SQ I
436-437



PASADENA G53 SQ II
436-437



PASADENA GU10 SQ I
436-437



PASADENA GU10 SQ II
436-437



LIZARD I
438-439



BONDY I
438-439



BONDY II
438-439



BONDY III
438-439



FIZZ III
440-441



MONE I
440-441



MONE II
440-441

MONE III
440-441

RECESSED LIGHTING ROUND



442-443

VIP
442-443

SOBER
442-443

TOPIC R
442-443



MIRO
442-443

REWA
442-443

RECESSED LIGHTING ANGULAR



444-447

TECH I
444-445

LEDA
444-445

TIM
444-445



MERIKO GU10
446-447

TOPIC SQ
446-447

ACASA
446-447

ZURI SQ
446-447

MURO SQ
446-447

RECESSED LIGHTING THIN



448-463

BJORK R 9
448-449

BJORK R 16
448-449

BJORK R 20
448-449



BJORK SQ 9
448-449



BJORK SQ 20
448-449



DADA 9
450-451



DADA 12
450-451



DADA 17
450-451



DADA 23
450-451



DADA 30
450-451



HUE R 9
452-453



HUE R 17
452-453



HUE R 22
452-453



HUE R 9
454-455



HUE R 17
454-455



HUE R 22
454-455



HUE SQ 9
456-457




HUE SQ 17
456-457



HUE SQ 22
456-457



HUE SQ 9
458-459



HUE SQ 17
458-459



HUE SQ 22
458-459



SOCORRO R 85
460-461



SOCORRO R 225
460-461



SLENDER SQ 8
460-461



PESANTE 90
462-463



STRUCTURAL LED 40x40
462-463

RECESSED LIGHTING FOR WALLS

464-481



IRIA R
464-465



IRIA SQ
464-465



SEGNO
464-465



ELICA R
466-467



ELICA SQ
466-467



MEMPHIS R
466-467



MEMPHIS SQ
466-467



RIO SQ 0
468-469



RIO R
468-469



RIO SQ
468-469



CLUB IND
470-471



CLUB
470-471



MARCO
470-471



ASTERIA
470-471



KICK I
472-473



KICK II
472-473



KICK III
472-473



AMARO
474-475



TESS SQ
474-475



PER
474-475



INTRO L
476-477



RAGG
476-477



RASQ
476-477



GORDIQ S
478-479



GORDIQ M
478-479



GORDIQ L
478-479




DEJAVU SQ 9
480-481



DEJAVU SQ 14
480-481

SHARM

SHARM LED Professional Modular System - up to 2500 combinations for single, double or triple module versions. Modules are available with 5 or 10W, color temperatures 3000K or 4000K. Lenses with a beam angle of 12° or 24°. Two types of diffusers in 5 different colors. Choice of convex or flat decorative rings in 7 colors and rounded or straight bases in 3 colors. The rings and bases are optional.



Use this QR-code to visit our webpage, where you can view and build a spotlight after your own needs. This configurator offers over 2500 combinations, to choose from.







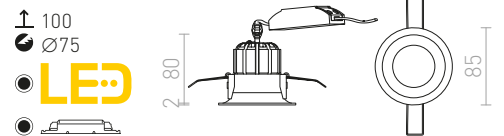
SHARM

Recessed fixed downlight with 10W LED module.
Available in multiple colours.

SHARM BASE RECESSED

230 V LED 10 W $\angle 24^\circ$ 3000 K 900lm Ra 80

R13221	white	€ 48
R13222	pearl gold	€ 48
R13223	brown	€ 48
R13224	black	€ 48
R13225	chrome	€ 48
R13226	copper	€ 48
R13227	black chrome	€ 48



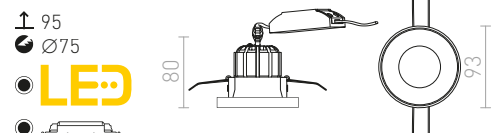
SHARM

Recessed fixed downlight with 10W LED module.
Available in multiple colours.

SHARM PLUS RECESSED

230 V LED 10 W $\angle 24^\circ$ 3000 K 900lm Ra 80

R13228	white	€ 48
R13229	pearl gold	€ 48
R13230	brown	€ 48
R13231	black	€ 48
R13232	chrome	€ 48
R13233	copper	€ 48
R13234	black chrome	€ 48





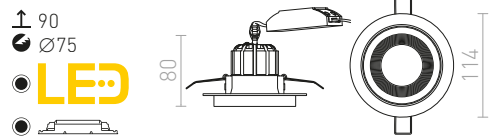
SHARM

Recessed fixed downlight with a 10W LED module. With this QR code you can go to our website where you can comfortably assemble up to 2500 combinations to your liking.

SHARM R I RECESSED

230 V LED 10 W $\angle 24^\circ$ 3000 K 900 lm Ra 80


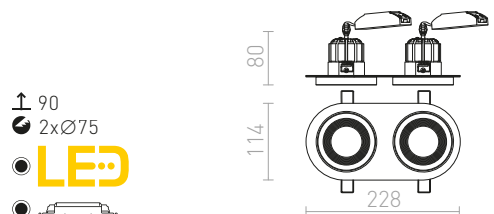
R13235 white/copper	€ 58
R13236 pearl gold/brown	€ 58
R13237 brown/pearl gold	€ 58
R13238 black/copper/copper	€ 58
R13239 black/black/copper	€ 58



SHARM R II RECESSED

230 V LED 2x10 W $\angle 24^\circ$ 3000 K 1800 lm Ra 80

R13240 white/copper	€ 98
R13241 pearl gold/brown	€ 98
R13242 brown/pearl gold	€ 98
R13243 black/copper/copper	€ 98
R13244 black/black/copper	€ 98





SHARM

Recessed fixed downlight with a 10W LED module. With this QR code you can go to our website where you can comfortably assemble up to 2500 combinations to your liking.

SHARM R III RECESSED

230 V LED 3x10 W $\angle 24^\circ$ 3000 K 2700 lm Ra 80

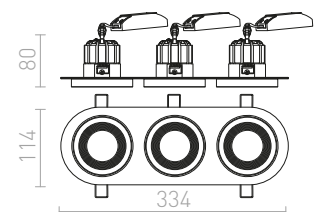
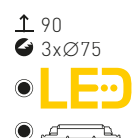


R13245 white/copper € 138

R13246 pearl gold/brown € 138

R13247 brown/pearl gold € 138

R13248 black/copper/copper € 138

R13249 black/black/copper € 138







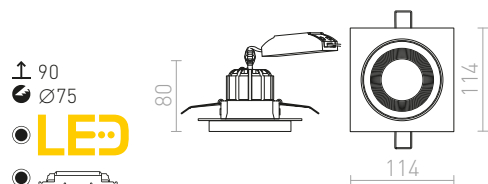
SHARM

Recessed fixed downlight with a 10W LED module. With this QR code you can go to our website where you can comfortably assemble up to 2500 combinations to your liking.


SHARM SQ I RECESSED

230 V LED 10 W $\angle 24^\circ$ 3000 K 900 lm Ra 80

R13250 white/copper	€ 58
R13251 pearl gold/brown	€ 58
R13252 brown/pearl gold	€ 58
R13253 black/copper/copper	€ 58
R13254 black/black/copper	€ 58



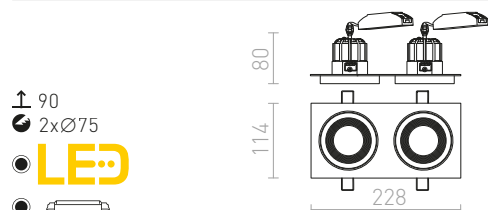
WEB
CONFIGURATOR



SHARM SQ II RECESSED

230 V LED 2x10 W $\angle 24^\circ$ 3000 K 1800 lm Ra 80

R13255 white/copper	€ 98
R13256 pearl gold/brown	€ 98
R13257 brown/pearl gold	€ 98
R13258 black/copper/copper	€ 98
R13259 black/black/copper	€ 98





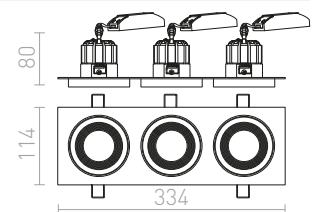
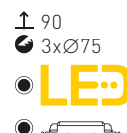
SHARM

Recessed fixed downlight with a 10W LED module. With this QR code you can go to our website where you can comfortably assemble up to 2500 combinations to your liking.

SHARM SQ III RECESSED

230 V LED 3x10 W $\angle 24^\circ$ 3000 K 2700 lm Ra 80

R13260 white/copper	€ 138
R13261 pearl gold/brown	€ 138
R13262 brown/pearl gold	€ 138
R13263 black/copper/copper	€ 150
R13264 black/black/copper	€ 138





IP65



NAVY

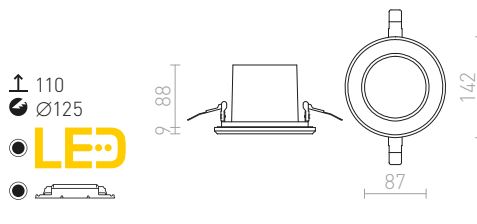
Solid recessed downlight with integrated LED suitable for installation into outdoor ceilings.

NAVY RECESSED

230 V LED 15 W $\angle 36^\circ$ 2700 K 1100 lm Ra 80 IP65

R12661 white

€ 120 %



IP65



RINO

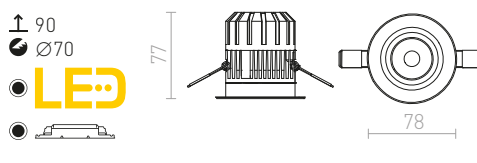
Recessed metal downlight with interchangeable front covers suitable in wet environments. Front cover sold separately.

RINO RECESSED WITHOUT COVER

230 V LED 10 W $\angle 36^\circ$ 3000 K 760 lm Ra 80 IP65

R11682

€ 38 %



RINO

Front cover for RINO.

RINO DECORATIVE FRONT COVER

R11683 white

€ 9.35

R11684 chrome

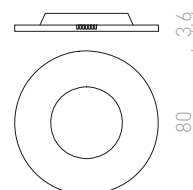
€ 11.50 %

R11685 gold

€ 14.50 %

R11686 matt nickel

€ 11.50 %





IP65

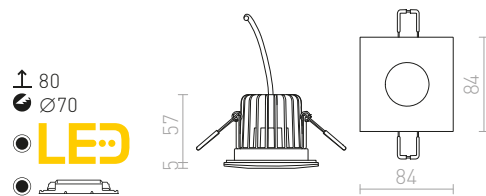
WATERBOY

Recessed aluminum downlight with integrated LED suitable in wet environments. Available in several variations.

WATERBOY SQ

230 V LED 10 W $\angle 40^\circ$ 3000 K 550 lm Ra 80 IP65

- R11728** matte white € 78
- R11729** matt nickel € 78
- R11730** chrome € 78
- R11741** matte black € 78

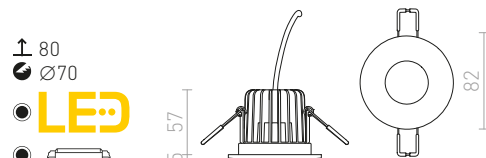


IP65

WATERBOY R

230 V LED 10 W $\angle 40^\circ$ 3000 K 550 lm Ra 80 IP65

- R11725** matte white € 78
- R11726** matt nickel € 78
- R11727** chrome € 78
- R11740** matte black € 78





IP65



BELLA

Recessed bathroom downlight for plaster ceilings with a recessed LED light source.

BELLA LED RECESSED

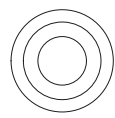
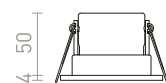
230 V LED 11 W $\angle 40^\circ$ 3000 K 940 lm Ra 90 IP65

R13602 white

€ 68

↑ 70
● Ø68

● LED



84



IP44



IP44



IP44



INEZ

LED downlight with a shallow recess depth suitable for furniture installations.

INEZ R

12 V= LED 3 W 3000 K 170 lm Ra 80 IP44

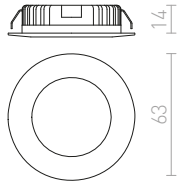
R10586 chrome

€ 35

↑ 15
● Ø56

● LED

○ G14018



INEZ SQ

12 V= LED 3 W 3000 K 170 lm Ra 80 IP44

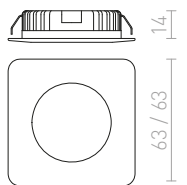
R10587 chrome

€ 19

↑ 15
● Ø56

● LED

○ G14018



MERGO

Recessed downlight with integrated LED suitable in wet environments.

MERGO R RECESSED

230 V LED 6,5 W 3000 K 535 lm Ra 80 IP44

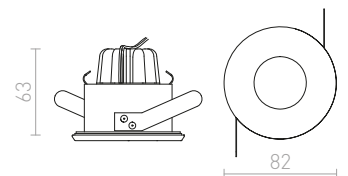
R10572 chrome

€ 28

↑ 75
● Ø72

● LED

○ G14018





AMIGA

Recessed downlight with integrated LED suitable in wet environments. TRIAC dimming.

AMIGA R DIMM

230 V LED 8 W $\angle 40^\circ$ 3000 K 580 lm Ra 80 IP65

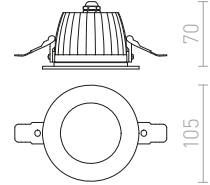
R10565 white

€ 120

110
 $\varnothing 96$

LED

dimmmable



AMIGA SQ DIMM

230 V LED 8 W $\angle 40^\circ$ 3000 K 580 lm Ra 80 IP65

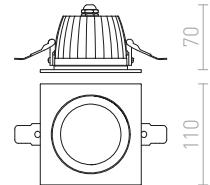
R10566 white

€ 120

110
 $\varnothing 96$

LED

dimmmable



TOLEDO

Recessed downlight with integrated LED for drywall ceilings. Suitable in wet environments.

TOLEDO R

230 V LED 7 W $\angle 60^\circ$ 3000 K 514 lm Ra 80 IP44

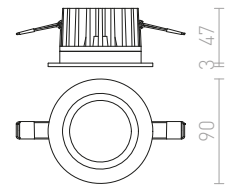
R12716 white

€ 78

70
 $\varnothing 70$

LED

dimmmable



TOLEDO SQ

230 V LED 7 W $\angle 60^\circ$ 3000 K 513 lm Ra 80 IP44

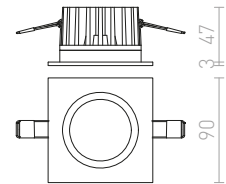
R12717 white

€ 78

70
 $\varnothing 70$

LED

dimmmable





IP54

OWEN

Recessed LED downlight that can be dimmed and also has the ability to change color temperature on demand - so called DIMM TO WARM. The colour can be adjusted between 3000K and 1800K. Plaster ceiling is required for installation. Suitable in wet environments such as bathrooms. TRIAC dimming.

OWEN DIMM RECESSED

230V LED 7W $\angle 45^\circ$ 3000 K - 1800 K 520 lm Ra 90 IP54

R13667 white

€ 78

R13668 black

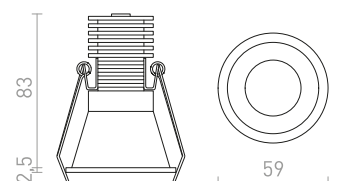
€ 78

↑ 110
● Ø55

● LED

● dimmable

1800K → 3000K
DIMM TO WARM







IP65



BELI

Recessed frameless downlight with a slightly convex frosted acrylic diffuser. Suitable in wet environments.

BELI R 10 RECESSED

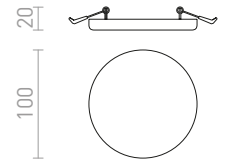
230 V LED 6 W 3000 K 520 lm Ra 80 IP65

R13430 frosted acrylic

€ 29

↑ 40
 ⚙️ Ø80

● LED



BELI R 21 RECESSED

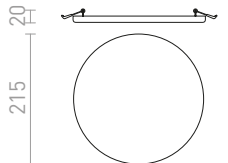
230 V LED 24 W 3000 K 2200 lm Ra 80 IP65

R13432 frosted acrylic

€ 68

↑ 40
 ⚙️ Ø195

● LED



IP65



BELI

Recessed frameless downlight with a slightly convex frosted acrylic diffuser. Suitable in wet environments.

BELI SQ 10 RECESSED

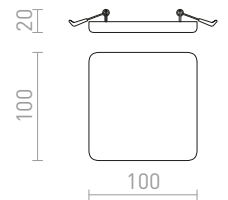
230 V LED 6 W 3000 K 645 lm Ra 80 IP65

R13521 frosted acrylic

€ 32

↑ 40
 ⚙️ 80x80

● LED



BELI SQ 21 RECESSED

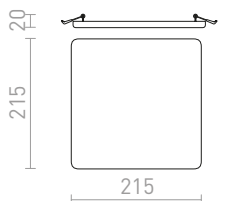
230 V LED 24 W 3000 K 2299 lm Ra 80 IP65

R13522 frosted acrylic

€ 78

↑ 40
 ⚙️ 190x190

● LED





IP54



EQUA

Recessed round bathroom downlight with GU10 socket. Only for drywalls.

EQUA

230 V GU10 35 W IP54

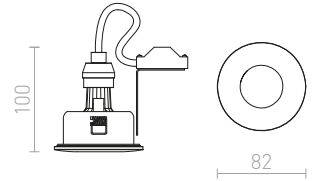
R12746 chrome

€ 11 %

↑ 100
● Ø75



G11841



IP54



APRIORI

Recessed round bathroom downlight with GU10 socket. Only for drywalls.

APRIORI

230 V GU10 35 W IP54

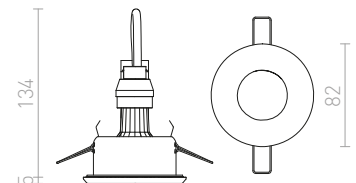
R12747 white/satinated glass

€ 22

↑ 140
● Ø75



G11841



IP44



MAJESTIC

Recessed bathroom downlight with GU10 socket. Only for drywalls.

MAJESTIC

230 V GU10 35 W IP44

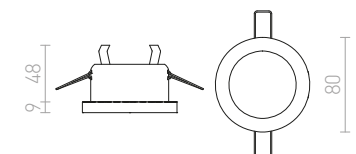
R12911 brushed aluminum

€ 26 %

↑ 130
● Ø65



G11841





IP65



BERMUDA

Recessed round bathroom downlight with GU10 socket.
Only for drywalls.

BERMUDA RECESSED

230 V GU10 35 W IP65

R12749 white

€ 22

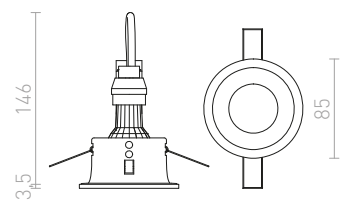
R13604 black

€ 22

↑ 150
● Ø75



G11841





IP44



VERO

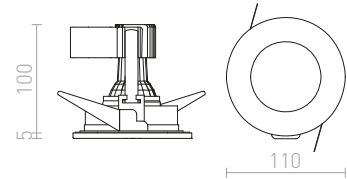
Recessed downlight suitable in wet environments with a glass cover that has a satin center. Needs an appropriate transformer which is sold separately.

VERO RECESSED
12V GU5,3 50W IP44

R10395/12 chrome

€ 38 %

↑ 110
● Ø95



IP44



VERO

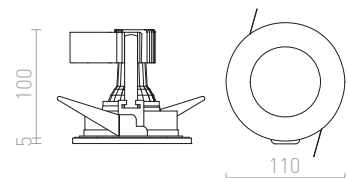
Recessed downlight suitable in wet environments. The cover glass has a satin center.

VERO RECESSED
230V GU10 50W IP44

R10395 chrome

€ 38 %

↑ 110
● Ø95





IP65



BELLA

Recessed bathroom downlight for plaster ceilings with a recessed GU10 socket for LED light sources.

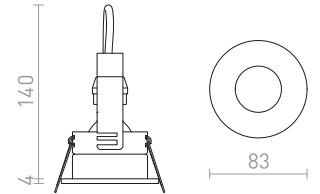
BELLA GU10 RECESSED

230 V LED GU10 15 W IP65

- R13598 white € 24
- R13599 black € 24
- R13600 chrome € 28
- R13601 matt nickel € 28



↑ 140
 ● Ø68



IP44

ACUA

Recessed downlight with a satin glass cover, suitable in wet environments.

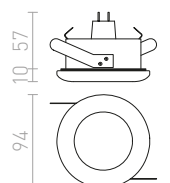
ACUA RECESSED

230 V GU10 50 W IP44

- R10407 white € 18 %



↑ 120
 ● Ø85





IP65

SPLASH

Recessed metal downlight suitable in wet environments, available in a chrome or matte nickel finish.

SPLASH R RECESSED

230 V GU10 50 W IP65

R11733 chrome

€ 19

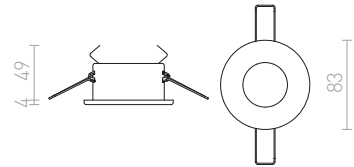
R11734 matt nickel

€ 18.50

120
Ø70



G11841



IP65

SPLASH SQ RECESSED

230 V GU10 50 W IP65

R11735 chrome

€ 22

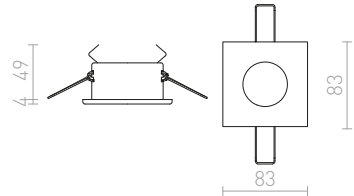
R11736 matt nickel

€ 22

120
Ø70



G11841





IP65



ASTOR

Recessed downlight with a brushed aluminum frame. The cover glass has a satin center. Suitable for wet environments.

ASTOR SQ

230 V GU10 50 W IP65

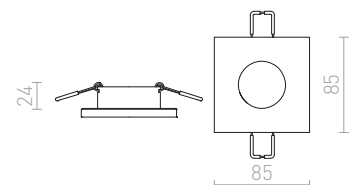
R10574 brushed aluminum

€ 24

↑ 100
● Ø60



G11841





IP65



INCA

Recessed bathroom downlight with GU10 socket for LED light sources. Only for drywalls.

INCA R

230 V GU10 7 W IP65

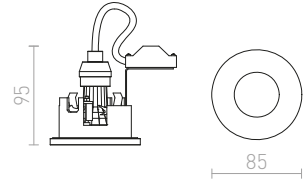
R12657 white

€ 29

↑ 150
● Ø70



G11841



IP65



BRAN

Trimless bathroom downlight for recession into plaster ceilings, with a GU10 socket for LED light sources.

BRAN RECESSED

230 V LED GU10 15 W IP65

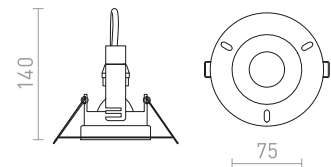
R13605 white

€ 28

↑ 140
● Ø80



G11841



IP65



ISLA

Recessed bathroom downlight for plaster ceilings with a recessed GU10 socket for LED light sources.

ISLA RECESSED

230 V LED GU10 15 W IP65

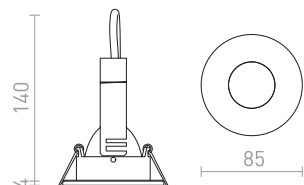
R13603 white

€ 18

↑ 140
● Ø70




G11841





IP44



IP44



LEROY

Recessed bathroom downlight with GU5.3 socket for 12V light sources. Only for drywalls.

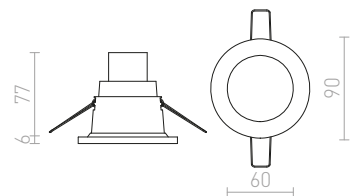

LEROY R

12 V GU5,3 35 W IP44

R12659 white

€ 48

↑ 150
 ● Ø80



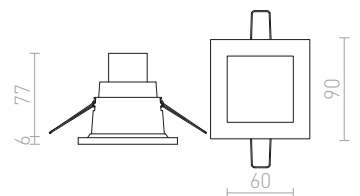

LEROY SQ

12 V GU5,3 35 W IP44

R12660 white

€ 48

↑ 150
 ■ 76x76







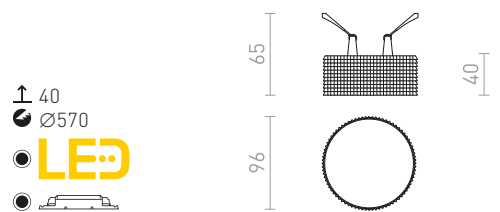


MARENGA

A recessed LED lamp for a drywall ceilings with a low recessed depth and a decorative shade. The shade is created by 3D printing. Made of eco-friendly PLA material, which is fully degradable. The size of the mounting hole can be adjusted using the sliding fixing springs. The lamp can conveniently replace existing halogen lamps without the need for modification of the old holes.

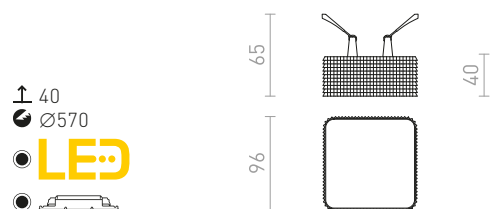
MARENGA RB1 40 RECESSED
230 V LED 6 W 3000 K 570 lm Ra 80

R14011 white/Eco PLA **€ 68** NEW



MARENGA SQB1 40 RECESSED
230 V LED 6 W 3000 K 640 lm Ra 80

R14016 white/Eco PLA **€ 68** NEW





MARENGA

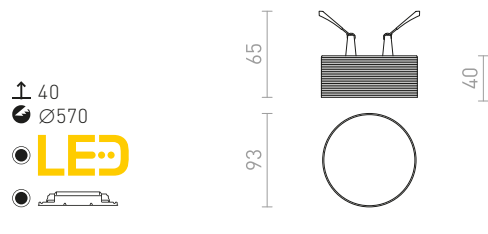
A recessed LED lamp for a drywall ceilings with a low recessed depth and a decorative shade. The shade is created by 3D printing. Made of eco-friendly PLA material, which is fully degradable. The size of the mounting hole can be adjusted using the sliding fixing springs. The lamp can conveniently replace existing halogen lamps without the need for modification of the old holes.

MARENGA RR1 40 RECESSED

230 V LED 6 W 3000 K 570 lm Ra 80

R14002 white/Eco PLA

€ 68 **NEW**

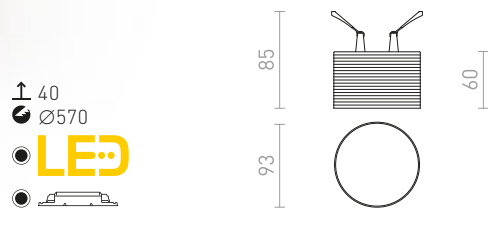


MARENGA RR3 60 RECESSED

230 V LED 6 W 3000 K 570 lm Ra 80

R14003 white/Eco PLA

€ 78 **NEW**

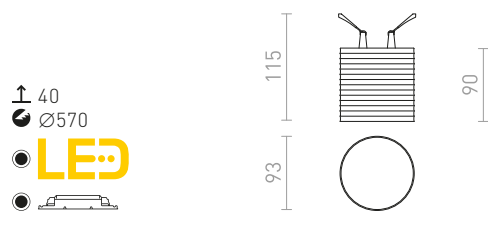


MARENGA RR4 90 RECESSED

230 V LED 6 W 3000 K 570 lm Ra 80

R14004 white/Eco PLA

€ 78 **NEW**

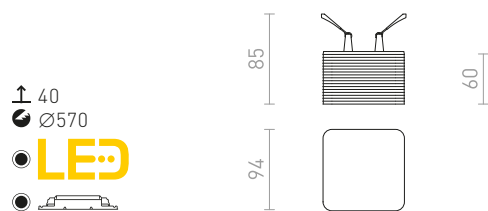


MARENGA SQR3 60 RECESSED

230 V LED 6 W 3000 K 640 lm Ra 80

R14017 white/Eco PLA

€ 78 **NEW**









MARENGA

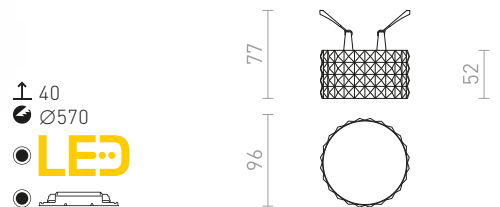
A recessed LED lamp for a drywall ceilings with a low recessed depth and a decorative shade. The shade is created by 3D printing. Made of eco-friendly PLA material, which is fully degradable. The size of the mounting hole can be adjusted using the sliding fixing springs. The lamp can conveniently replace existing halogen lamps without the need for modification of the old holes.

MARENGA RD4 52 RECESSED

230 V LED 6 W 3000 K 570 lm Ra 80

R14007 white/Eco PLA

€ 78 **NEW**

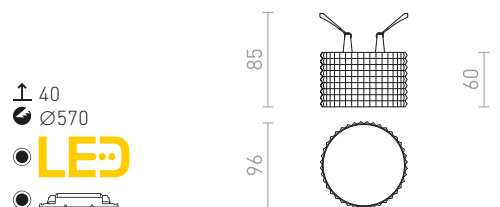


MARENGA RD3 60 RECESSED

230 V LED 6 W 3000 K 570 lm Ra 80

R14008 white/Eco PLA

€ 78 **NEW**


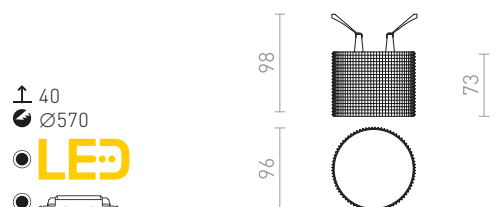



MARENGA RD1 73 RECESSED

230 V LED 6 W 3000 K 570 lm Ra 80

R14009 white/Eco PLA

€ 78 **NEW**







MARENGA

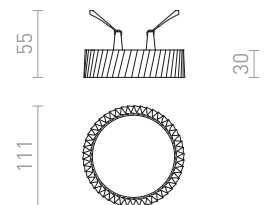
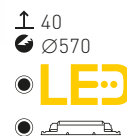
A recessed LED lamp for a drywall ceilings with a low recessed depth and a decorative shade. The shade is created by 3D printing. Made of eco-friendly PLA material, which is fully degradable. The size of the mounting hole can be adjusted using the sliding fixing springs. The lamp can conveniently replace existing halogen lamps without the need for modification of the old holes.

MARENGA RW1 30 RECESSED

230 V LED 6 W 3000 K 570 lm Ra 80

R14013 white/Eco PLA

€ 68 **NEW**

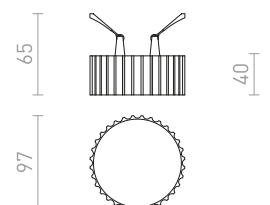
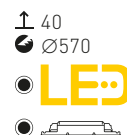


MARENGA RT1 40 RECESSED

230 V LED 6 W 3000 K 570 lm Ra 80

R14012 white/Eco PLA

€ 68 **NEW**

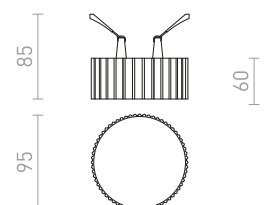
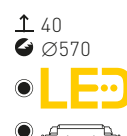



MARENGA RL1 40 RECESSED

230 V LED 6 W 3000 K 570 lm Ra 80

R14005 white/Eco PLA

€ 68 **NEW**





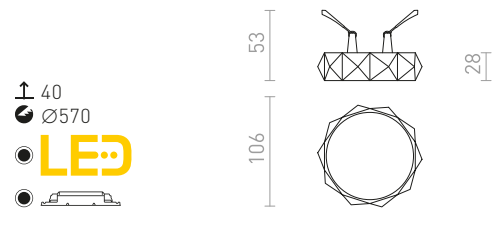


MARENGA

A recessed LED lamp for a drywall ceilings with a low recessed depth and a decorative shade. The shade is created by 3D printing. Made of eco-friendly PLA material, which is fully degradable. The size of the mounting hole can be adjusted using the sliding fixing springs. The lamp can conveniently replace existing halogen lamps without the need for modification of the old holes.

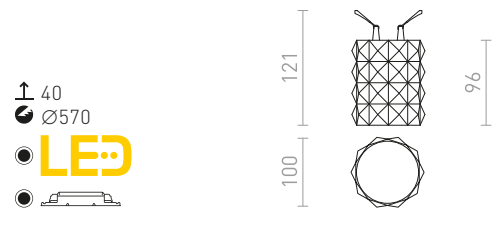
MARENGA RD5 28 RECESSED
230 V LED 6 W 3000 K 570 lm Ra 80

R14006 white/Eco PLA **€ 58** NEW



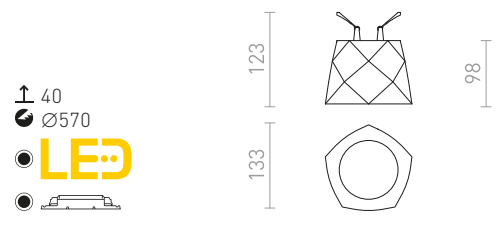
MARENGA RD6 96 RECESSED
230 V LED 6 W 3000 K 570 lm Ra 80

R14010 white/Eco PLA **€ 78** NEW



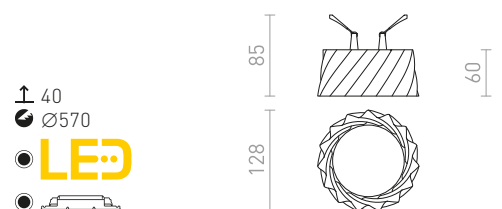
MARENGA RC1 98 RECESSED
230 V LED 6 W 3000 K 570 lm Ra 80

R14015 white/Eco PLA **€ 78** NEW



MARENGA RW2 60 RECESSED
230 V LED 6 W 3000 K 570 lm Ra 80

R14014 white/Eco PLA **€ 78** NEW







BIANCA

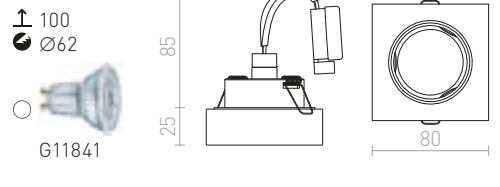
Recessed downlight of satin or opal-colored glass.

BIANCA SQ RECESSED

230 V GU10 50 W

R10304 opal-colored glass

€ 28 %



KAY

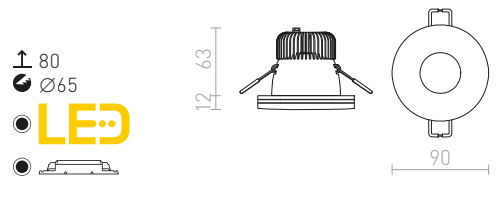
Recessed downlight with a satin cover glass.

KAY R RECESSED

230 V/350 mA LED 5 W 3000 K 450 lm Ra 80

R10419 satinated glass

€ 22 %

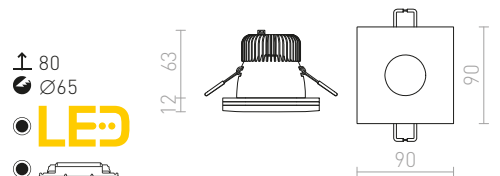


KAY SQ RECESSED

230 V/350 mA LED 5 W 3000 K 450 lm Ra 80

R10418 satinated glass

€ 22 %





QUO

Plaster downlight with round hole(s) and no frame.
The surface can be colored with interior paint. Only for drywall installation.

QUO R II RECESSED

230 V GU10 2x35 W

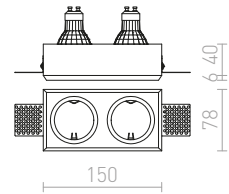
R12900 plaster

€ 48

↑ 160
↙ 80x150



G11841



QUO R RECESSED

230 V GU10 35 W

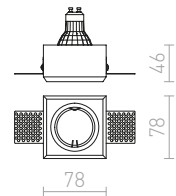
R12361 plaster

€ 22

↑ 150
↙ 80x80



G11841



DAG

Recessed trimless plaster downlight. Only for drywall installation.

DAG R 83 RECESSED

230 V GU10 35 W

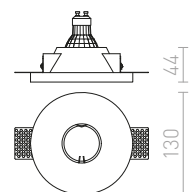
R12357 plaster

€ 28

↑ 150
● Ø130



G11841





DANDY

Recessed trimless downlight of plaster for light sources with GU10 fitting. Only for drywall installation.

DANDY R RECESSED

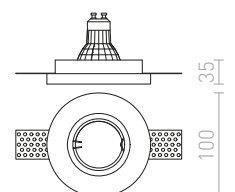
230 V GU10 35 W

R12362 plaster

€ 18.50



↑ 150
 ● Ø100





DAG

Recessed trimless plaster downlight. Only for drywall installation.

DAG SQ RECESSED

230 V GU10 35 W


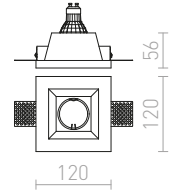
R12355 plaster

€ 24

↑ 150
120x120



G11841



DANDY

Recessed trimless downlight of plaster for light sources with GU10 fitting. Only for drywall installation.

DANDY SQ RECESSED

230 V GU10 35 W


R12363 plaster

€ 18.50

↑ 150
100x100



G11841





QUO

Plaster downlight with square hole(s) and no frame.
The surface can be colored with interior paint. Only for drywall installation.

QUO SQ I RECESSED

230 V GU10 35 W

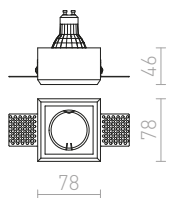
R12360 plaster

€ 22

↑ 150
▣ 80x80



G11841



QUO SQ II RECESSED

230 V GU10 2x35 W

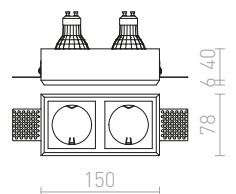
R13126 plaster

€ 48

↑ 160
▣ 80x150



G11841







DINGO

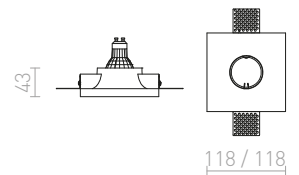
Recessed trimless downlight of plaster. Surface can be colored with interior paint. Only for drywall installation.

DINGO S FIXED
230 V GU10 35 W

R12358 plaster

€ 24

↑ 150
120x120



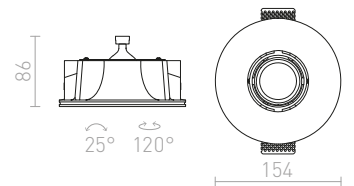
DINGO S DIRECTIONAL

12 V GU5,3 50 W

R10271 plaster

€ 68

↑ 150
Ø157



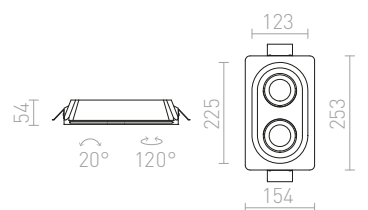
DINGO GU10 II DIRECTIONAL

230 V GU10 2x35 W

R12037 plaster

€ 120

↑ 150
257x157





DINGO

Recessed trimless downlight of plaster with a round opening. Surface can be colored with interior paint. Only for drywall installation.

DINGO R DIRECTIONAL

12V G53 50W

R10269 plaster


€ 120

↑ 150

⊙ Ø232

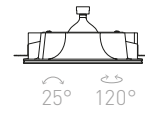


G13656

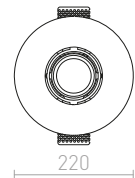


G13002

96



25° 120°



220

DINGO

Recessed trimless downlight of plaster with an oval opening. Surface can be colored with interior paint. Only for drywall installation.

DINGO II DIRECTIONAL

12V G53 2x50W

R10270 plaster

€ 138

↑ 150

⊙ 408x250

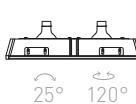


G13656

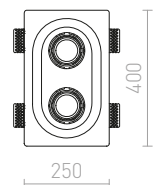


G13002

110



25° 120°



250

400

%





DINO SQUARE

Recessed trimless downlight of plaster with a square opening. Surface can be colored with interior paint. Only for drywall installation.

DINO SQ G53 DIRECTIONAL

12 V G53 50 W

R10272 plaster

€ 68 %

↑ 150

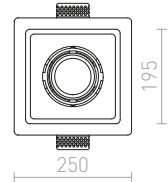
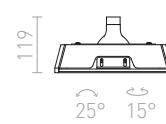
⚡ 252x252



G13656



G13002



DINO SQ GU10 DIRECTIONAL

230 V GU10 35 W

R12038 plaster

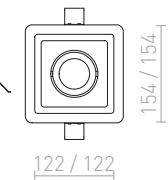
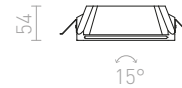
€ 78

↑ 150

⚡ 157x157



G11841



DAN SQ

Recessed trimless plaster downlight with a cover of satin glass. Only for drywall installation.

DAN SQ 80 RECESSED

230 V GU10 35 W

R12356 plaster

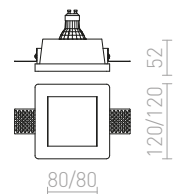
€ 25

↑ 150

⚡ 120x120



G11841





DINGO

Recessed plaster downlight with tilt-function, for G5.3 light sources. Only for drywall installation.

DINGO TUB RECESSED

12 V GU5,3 35 W

R12359 plaster

€ 68



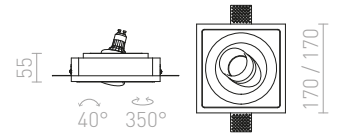
↑ 150
 170x170



G13705



G13002



MIA

Recessed trimless plaster downlight. Only for drywall installation.

MIA R RECESSED

230 V E27 2x18 W

R10444 plaster/satinated acrylic

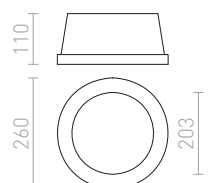
€ 158



↑ 180
 Ø260



G13155





COIMBRA

Round recessed downlight with integrated LED and adjustable depth setting. Only for drywall installation.

COIMBRA RECESSED

230 V LED 24 W 3000 K 1800 lm Ra 80

R12527 black

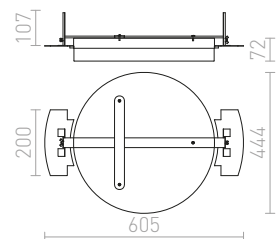
€ 88

%



↑ 150
● Ø450

● LED





IPSO

Recessed trimless downlight for light sources with GU10 fitting.

IPSO R FIXED

230 V GU10 35 W

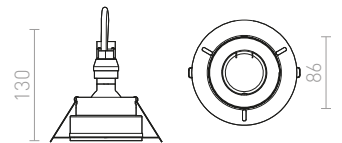
R13288 white

€ 24

↑ 150
 ⌀ 85



G11841



IPSO R FRAMELESS

230 V GU10 50 W

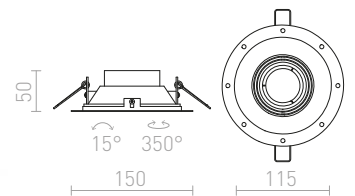
R12046 white

€ 48

↑ 140
 ⌀ 120



G11841



IPSO SQ FRAMELESS

230 V GU10 50 W

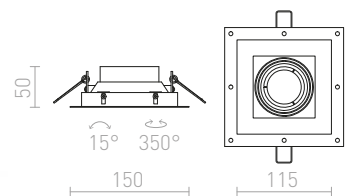
R12045 white

€ 48

↑ 140
 120x120



G11841





ELECTRA

Recessed trimless downlight with cardanic socket for GU10 light sources.

ELECTRA I
230 V GU10 50 W

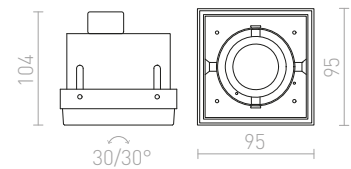
R12052 black

€ 78

↑ 140
108x108



G11841



ELECTRA II

230 V GU10 2x50 W

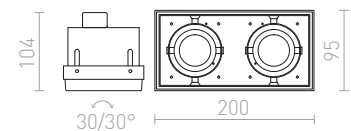
R12053 black

€ 129

↑ 140
213x108



G11841





ELECTRA

Recessed trimless downlight with cardanic socket for 12V G53 light sources. Transformer sold separately.

ELECTRA I
12 V G53 50 W

R12050 black


€ 120



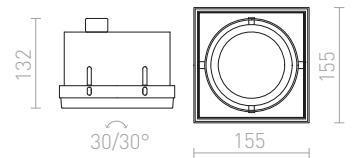
↑ 180
▣ 170x170



G13656



G13002





KELLY LED

Recessed downlight with a fixed integrated LED light source. Only for drywall installation. TRIAC dimming.

KELLY LED DIMM RECESSED

230 V LED 15 W $\angle 45^\circ$ 3000 K 750 lm Ra 80

R12635 white

€ 98

R12636 black

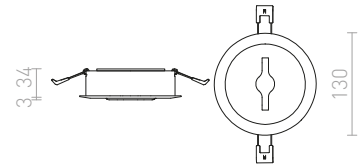
€ 98

↑ 60

● Ø120

● LED

● dimmable



ZIZI

Recessed downlight of white lacquered aluminum with tilt-function, for AR111 light sources.

ZIZI I RECESSED

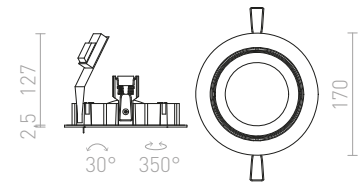

12 V G53 50 W

R12695 white

€ 35

↑ 160

● Ø160



ZIZI II RECESSED

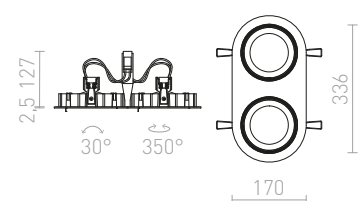

12 V G53 50 W

R12696 white

€ 68

↑ 160

■ 320x160





KELLY LED

Semi-recessed and directional spotlight with integrated LED. Only for drywall ceiling installation. TRIAC dimming.

KELLY LED DIMM SEMI-RECESSED

230 V LED 12 W $\angle 24^\circ$ 3000 K 600 lm Ra 80

R12637 white

€ 98

R12638 black

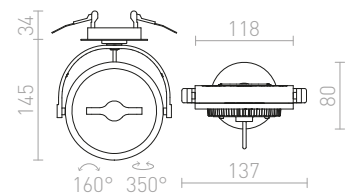
€ 98

↑ 50

⊙ Ø65

● LED

● dimmable





GRANADA

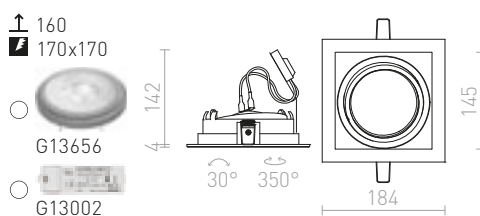
Recessed downlight of solid lacquered aluminum and tilt-function, for AR111 light sources.

GRANADA SQ

12V G53 50W

R12707 white

€ 32 %



SPRAY

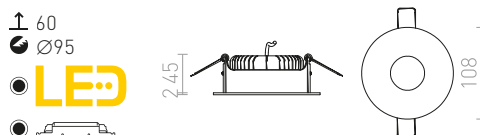
Recessed downlight with a fixed LED light source, only for drywall installations.

SPRAY 11 RECESSED

230 V LED 9 W $\angle 24^\circ$ 3000 K 1250 lm Ra 90

R13302 black

€ 18.50 %

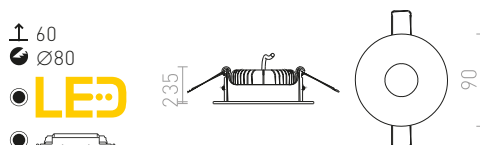


SPRAY 9 RECESSED

230 V LED 7 W $\angle 24^\circ$ 3000 K 880 lm Ra 90

R13300 black

€ 14 %







PASADENA

Recessed downlight of aluminum with tilt-function. Available in a natural or two different lacquered versions, for GU10 light sources.

PASADENA GU10 SQ I RECESSED

230 V GU10 50 W

R12709 brushed aluminum

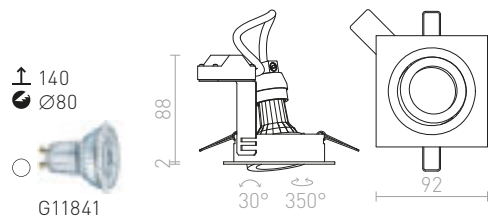
€ 22

R12710 white

€ 22

R12711 black

€ 22



PASADENA GU10 SQ II RECESSED

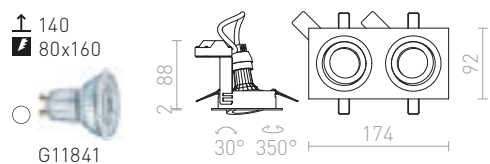
230 V GU10 2x50 W

R12712 brushed aluminum

€ 29

R12713 white

€ 48





PASADENA

Recessed light of aluminum with tilt-function for AR111 light sources.

PASADENA G53 R I

12 V G53 50 W

R12697 white

€ 58

R12699 black

€ 58

↑ 140

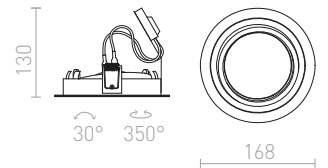
⊙ Ø145



G13656



G13002



PASADENA

Recessed downlight with tilt-function for AR111 light sources.

PASADENA G53 SQ I

12 V G53 50 W

R12700 white

€ 58

R12702 black

€ 48

↑ 150

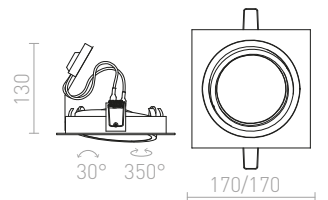
⊙ Ø150



G13656



G13002



PASADENA G53 SQ II

12 V G53 2x50 W

R12703 white

€ 120

R12704 brushed aluminum

€ 120

R12705 black

€ 88

↑ 150

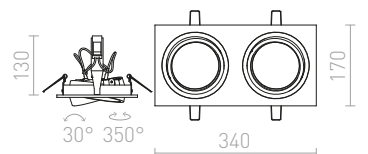
⊞ 315x150



G13656



G13002





LIZARD

Recessed mini-downlight with integrated LED. Only for drywall ceilings.

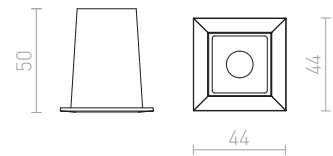
LIZARD I RECESSED

230 V LED 2 W $\angle 24^\circ$ 3000 K 128 lm Ra 80

R12854 white

€ 12 %

↑ 150
 ↓ 35x35



BONDY

Recessed downlight with integrated LED. Only for drywall installation.

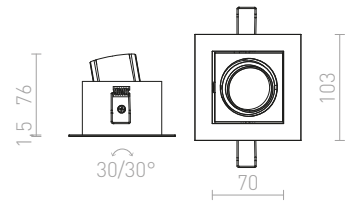
BONDY I RECESSED

230 V LED 7 W $\angle 24^\circ$ 3000 K 560 lm Ra 80

R12856 white

€ 68

↑ 100
 ↓ 90x90



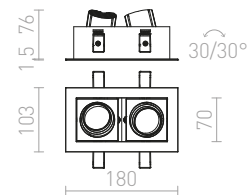
BONDY II RECESSED

230 V LED 2x7 W $\angle 24^\circ$ 3000 K 1120 lm Ra 80

R12857 white

€ 88

↑ 100
 ↓ 170x90



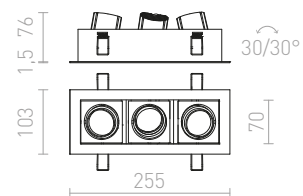
BONDY III RECESSED

230 V LED 3x7 W $\angle 24^\circ$ 3000 K 1680 lm Ra 80

R12858 white

€ 88 %

↑ 100
 ↓ 243x90







FIZZ

Recessed downlight with an aluminum frame and cardanic sockets for the light sources which can be tilted in all directions. Only for drywall installation.

FIZZ III DIRECTIONAL

12V GU5,3 3x50W

R10148 aluminum

€ 58 %

↑ 95

■ 241x88



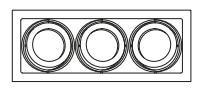
G13705

83



G13002

45/30°



100

250



MONE

The construction of this downlight enables the light sources to be tilted in one axis. Has a frame of lacquered aluminum. Only for drywall installation.

MONE I DIRECTIONAL

12 V GU5,3 50 W

R10204 white

€ 22 %

↑ 140

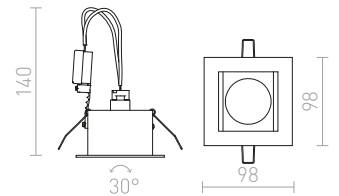
▣ 83x85



G13705



G13002



MONE II DIRECTIONAL

12 V GU5,3 2x50 W

R10217 silver grey

€ 29 %

↑ 140

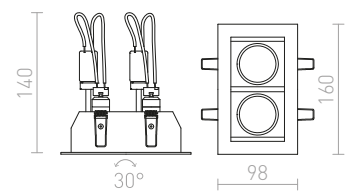
▣ 145x85



G13705



G13002



MONE III DIRECTIONAL

12 V GU5,3 3x50 W

R10218 silver grey

€ 32 %

↑ 140

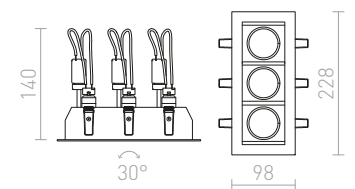
▣ 215x85



G13705



G13002





VIP

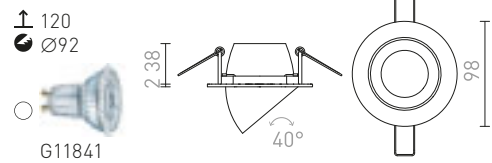
Round fold-out downlight of metal.

VIP FOLD OUT

230 V GU10 50 W

R11746 matte white

€ 16.50



SOBER

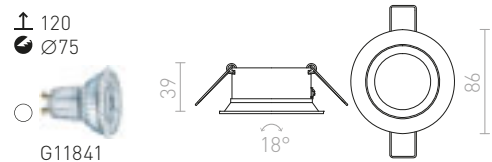
Round downlight with slight tilt-function of white-lacquered metal with a recessed light source.

SOBER RECESSED

230 V GU10 50 W

R11738 white

€ 24





TOPIC

Recessed metal downlight with tilt-function available in chrome, matte nickel or white lacquered finish.

TOPIC R DIRECTIONAL

230 V GU10 50 W

R11731 matt nickel


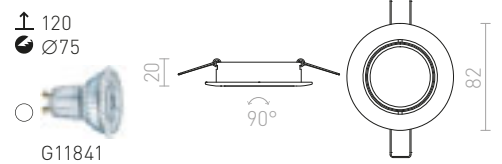
€ 6 %

R11742 chrome

€ 5.80 %

R11743 matte white

€ 10.50



MIRO

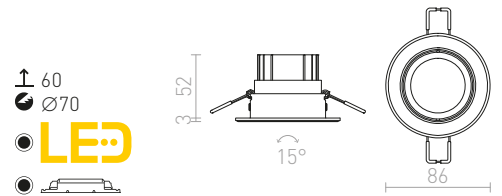
Recessed downlight with tilt-function and integrated LED. Driver included.

MIRO RECESSED

230 V/350 mA LED 3 W 3000 K 270 lm Ra 80

R10420 stainless steel

€ 19.50 %



REWA

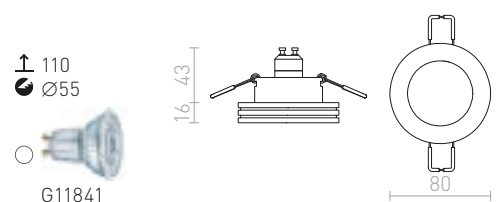
Recessed downlight with a solid textured frame.

REWA FIXED

230 V GU10 50 W

R10421 chrome

€ 19 ➔







TECH I

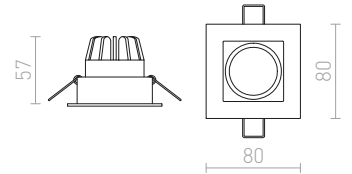
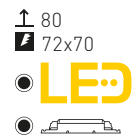
Recessed fixed downlight with integrated LED and a clear glass cover.

TECH I FIXED

230 V LED 5,4 W $\angle 40^\circ$ 3000 K 340 lm Ra 80

R10404 white

€ 25



LEDA

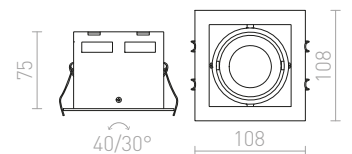

Recessed downlight with integrated cardanic LED.

LEDA RECESSED

230 V/350 mA LED 5,4 W $\angle 25^\circ$ 3000 K 340 lm Ra 80

R10402 white

€ 48



TIM

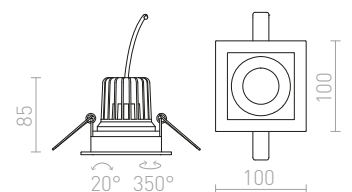
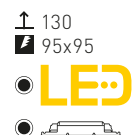
Recessed downlight with tilt-function and integrated LED. Driver included.

TIM RECESSED

230 V LED 10 W 3000 K 750 lm Ra 80

R12009 white

€ 58





TOPIC

Recessed metal downlight with tilt-function available in chrome, matte nickel or white lacquered finish.

TOPIC SQ DIRECTIONAL

230 V GU10 50 W

R11732 matt nickel


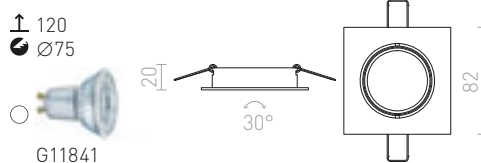
€ 5.35 %

R11744 chrome

€ 5.35 %

R11745 matte white

€ 9.20



MERIKO

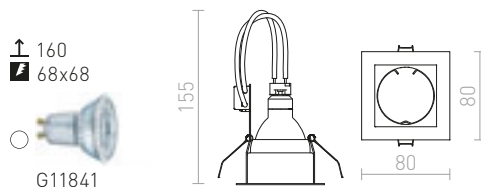
Downlight with a stainless frame and fixed light source. Only for drywall installation.

MERIKO GU10 FIXED

230 V GU10 50 W

R10219 stainless steel

€ 18.50 %



ZURI

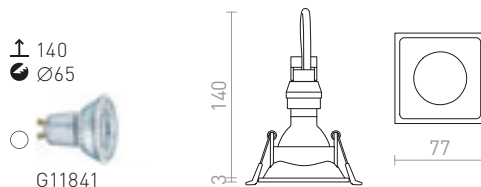
Square recessed downlight with a fixed GU10 socket.

ZURI SQ RECESSED

230 V GU10 35 W

R13391 black

€ 10.50 %





MURO

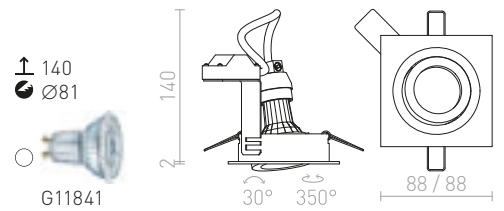
Recessed angular downlight with tilt-function for GU10 light sources. Only for drywall ceiling installation.

MURO SQ RECESSED

230 V GU10 50 W

R12748 matt nickel

€ 9.20



ACASA

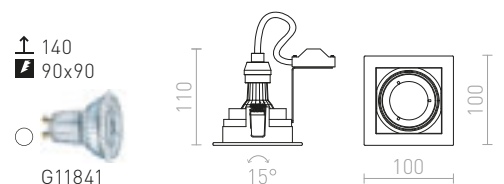
Square recessed downlight with tilt-function and GU10 socket. Only for drywall ceiling installation.


ACASA RECESSED

230 V GU10 50 W

R12750 white

€ 24





BJORK

LED downlight for installation into ceilings with low recess depth. The frame and design of this product is very similar to the LARISA range and is therefore a suitable match. On account of the installation springs being adjustable, the light can be installed into pre-existing ceiling holes, making it a great choice for replacing old halogen downlights.

BJORK SQ 9 RECESSED

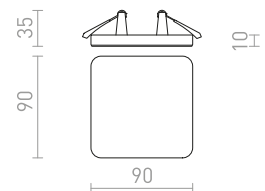
230 V LED 6 W 3000 K 640 lm Ra 80

R13588 white

€ 26

R13589 black

€ 26



BJORK SQ 20 RECESSED

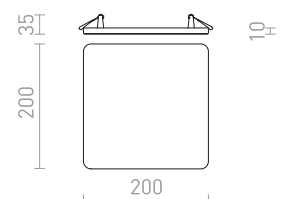
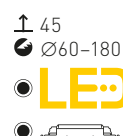
230 V LED 18 W 3000 K 1800 lm Ra 80

R13590 white

€ 58

R13591 black

€ 58





BJORK

LED downlight for installation into ceilings with low recess depth. The frame and design of this product is very similar to the LARISA range and is therefore a suitable match. On account of the installation springs being adjustable, the light can be installed into pre-existing ceiling holes, making it a great choice for replacing old halogen downlights.

BJORK R 9 RECESSED

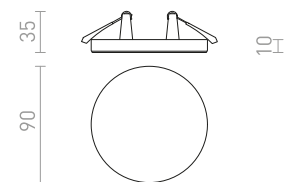
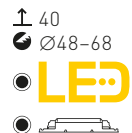
230 V LED 6 W 3000 K 570 lm Ra 80

R13582 white

€ 24

R13583 black

€ 24



BJORK R 16 RECESSED

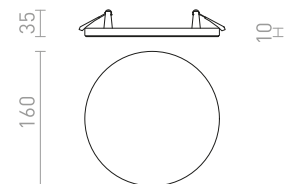

230 V LED 12 W 3000 K 1200 lm Ra 80

R13584 white

€ 38

R13585 black

€ 38



BJORK R 20 RECESSED

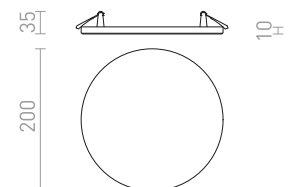
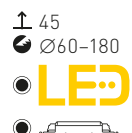
230 V LED 18 W 3000 K 1800 lm Ra 80

R13586 white

€ 58

R13587 black

€ 58





DADA

Round recessed downlight with a slightly rounded frame and integrated LED that only requires a shallow recess depth. Only for drywall ceilings.

DADA 9 RECESSED

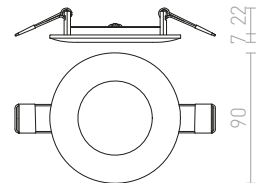
230 V LED 3 W 3000 K 180 lm Ra 80

R12870 black chrome

€ 9.35 %

↑ 60
● Ø75

● LED



DADA 12 RECESSED

230 V LED 6 W 3000 K 360 lm Ra 80

R12871 white

€ 13.50 %

R12872 chrome

€ 15 %

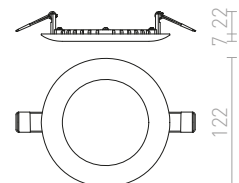
R12875 black chrome

€ 15 %

↑ 60
● Ø110

● LED

● dimmability optional





DADA

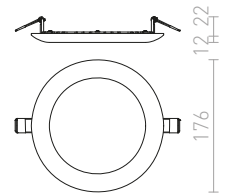
Round recessed downlight with a slightly rounded frame and integrated LED that only requires a shallow recess depth. Only for drywall ceilings.

DADA 17 RECESSED

230 V LED 12 W 3000 K 720 lm Ra 80

R12876 white	€ 19	%
R12877 chrome	€ 22	%
R12880 black chrome	€ 15.50	%

- ↑ 60
- ⊗ Ø160
- LED
- dimmability optional

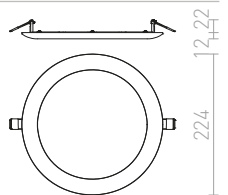


DADA 23 RECESSED

230 V LED 18 W 3000 K 1080 lm Ra 80

R12881 white	€ 26	%
R12882 chrome	€ 13.50	%
R12884 copper	€ 24	%
R12885 black chrome	€ 28	%

- ↑ 100
- ⊗ Ø210
- LED
- dimmability optional

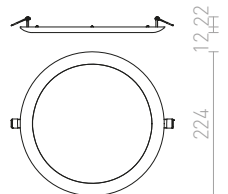


DADA 30 RECESSED

230 V LED 24 W 3000 K 1440 lm Ra 80

R12886 white	€ 38	%
R12887 chrome	€ 26	%
R12888 gold	€ 32	%
R12889 copper	€ 32	%
R12890 black chrome	€ 26	%

- ↑ 100
- ⊗ Ø280
- LED
- dimmability optional





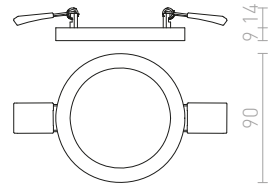
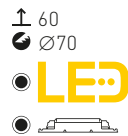
HUE

Very thin recessed downlight with integrated high-output LED. The frames are available in chrome, matte nickel, black chrome, white lacquer or imitation wood.

HUE R 9 RECESSED

230 V LED 6 W 3000 K 540 lm Ra 80

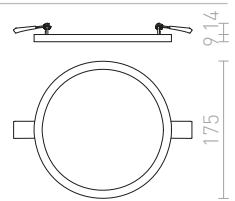
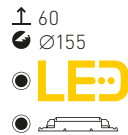
R12760 white	€ 22	→
R12761 black chrome	€ 15.50	%
R12763 matt nickel	€ 15.50	%
R12764 imitation beech	€ 22	→



HUE R 17 RECESSED

230 V LED 18 W 3000 K 1620 lm Ra 80

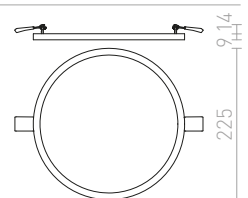
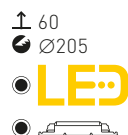
R12765 white	€ 48	→
R12766 black chrome	€ 24	%
R12767 chrome	€ 48	%
R12768 matt nickel	€ 35	%
R13401 dark walnut imitation	€ 35	%



HUE R 22 RECESSED

230 V LED 24 W 3000 K 2160 lm Ra 80

R12770 white	€ 68	→
R12771 black chrome	€ 48	%
R12772 chrome	€ 48	%
R12773 matt nickel	€ 48	%
R12774 imitation beech	€ 68	→
R13402 dark walnut imitation	€ 58	%









HUE

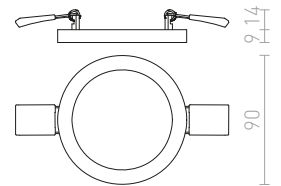
Very thin recessed downlight with integrated high-output dimmable LED. The frames are available in chrome, black chrome, matte nickel, white lacquer or imitation wood. TRIAC dimming.

HUE R 9 DIMM RECESSED

230 V LED 6 W 3000 K 540 lm

R13127	white	€ 58	▶
R13128	black chrome	€ 48	▶
R13130	matt nickel	€ 48	▶
R13131	imitation beech	€ 58	▶

- ↑ 60
- Ø70
- LED
- dimmable

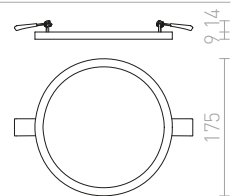


HUE R 17 DIMM RECESSED

230 V LED 18 W 3000 K 1620 lm Ra 80

R13053	white	€ 120	▶
R13054	black chrome	€ 88	▶
R13055	chrome	€ 98	▶
R13056	matt nickel	€ 98	▶
R13441	dark walnut imitation	€ 98	▶

- ↑ 60
- Ø155
- LED
- dimmable

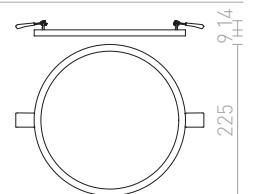



HUE R 22 DIMM RECESSED

230 V LED 24 W 3000 K 2160 lm Ra 80

R13058	white	€ 129	▶
R13059	black chrome	€ 120	▶
R13060	chrome	€ 120	▶
R13061	matt nickel	€ 120	▶
R13062	imitation beech	€ 120	▶
R13442	dark walnut imitation	€ 120	▶

- ↑ 60
- Ø205
- LED
- dimmable





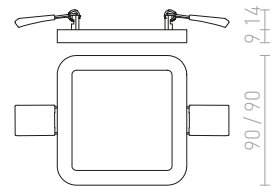

HUE

Very thin recessed downlight with integrated high-output LED. The frames are available in chrome, matte nickel, black chrome, white lacquer or imitation wood.

HUE SQ 9 RECESSED

230 V LED 6 W 3000 K 540 lm Ra 80

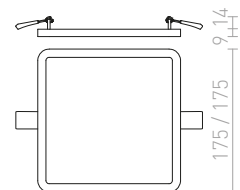
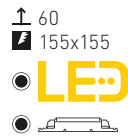
R12775 white	€ 19	→
R12776 black chrome	€ 16	%
R12777 chrome	€ 18	%
R12778 matt nickel	€ 16	%



HUE SQ 17 RECESSED

230 V LED 18 W 3000 K 1620 lm Ra 80

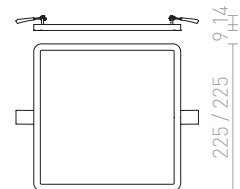
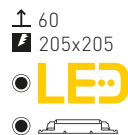
R12780 white	€ 38	%
R12781 black chrome	€ 32	%
R12782 chrome	€ 32	%
R12783 matt nickel	€ 32	%
R12784 imitation beech	€ 35	%



HUE SQ 22 RECESSED

230 V LED 24 W 3000 K 2160 lm Ra 80

R12785 white	€ 58	%
R12786 black chrome	€ 48	%
R12787 chrome	€ 38	%
R12788 matt nickel	€ 38	%
R12789 imitation beech	€ 38	%









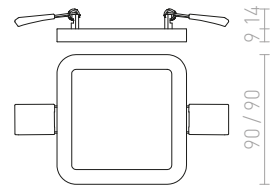
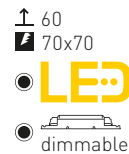
HUE

Very thin recessed downlight with integrated high-output dimmable LED. The frames are chrome, black chrome, matte nickel, white lacquer or imitation wood. TRIAC dimming.

HUE SQ 9 DIMM RECESSED

230 V LED 6 W 3000 K 540 lm Ra 80

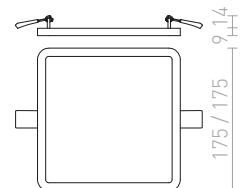
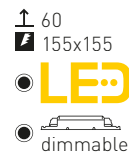
- R13132 white € 58
- R13133 black chrome € 48
- R13134 chrome € 58
- R13135 matt nickel € 58



HUE SQ 17 DIMM RECESSED

230 V LED 18 W 3000 K 1620 lm Ra 80

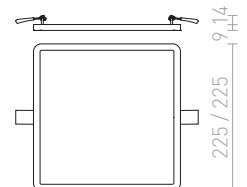
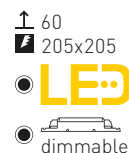
- R13063 white € 120
- R13064 black chrome € 98
- R13065 chrome € 98
- R13066 matt nickel € 98
- R13067 imitation beech € 98



HUE SQ 22 DIMM RECESSED

230 V LED 24 W 3000 K 2160 lm Ra 80

- R13068 white € 120
- R13069 black chrome € 120
- R13070 chrome € 120
- R13071 matt nickel € 120
- R13072 imitation beech € 120





SLENDER

Very thin recessed downlight with integrated high-output LED. Driver included.

SLENDER SQ 8 RECESSED

230 V LED 3W 3000 K 300 lm Ra 80

R12186 black chrome

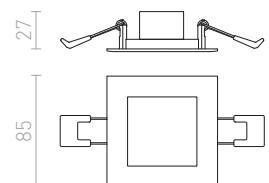
€ 7.20 %

R12187 chrome

€ 7.35 %

± 50
65x65

LED





SOCORRO

Very thin downlight with integrated high-output LED and a white-lacquered frame of die-cast aluminum. Driver included.

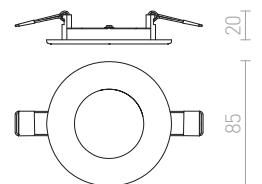
SOCORRO R 85 RECESSED

230 V LED 3 W 3000 K 240 lm Ra 80

R12963 white

€ 11

- 60
- Ø75
- LED**
- dimmability optional



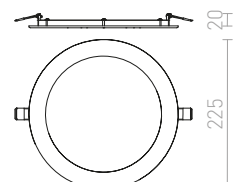
SOCORRO R 225 RECESSED

230 V LED 18 W 3000 K 1440 lm Ra 80

R12965 white

€ 32

- 60
- Ø210
- LED**
- dimmability optional





PESANTE

Recessed linear LED profile for drywall ceilings.
Suitable for modern interiors.

PESANTE 90 RECESSED

230 V LED 40 W 3000 K 4200 lm Ra 80

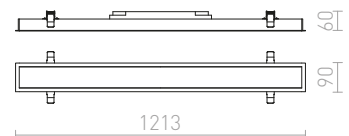
R12722 white

€ 215

↑ 80

1200x76

LED





STRUCTURAL

Recessed downlight with a lacquered frame and integrated LED. Driver included.

STRUCTURAL LED 40x40 RECESSED

230V LED 40W 3000K 2918lm Ra80

R12062 white

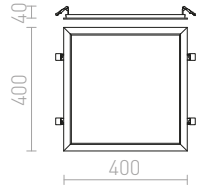
€ 178

↑ 60


■ 395x395

● LED

● dimmability optional







IRIA

Recessed wall light with integrated LED and a narrow slot for the beam of light.

IRIA R RECESSED

230 V LED 3 W $\angle 10^\circ$ 3000 K 390 lm Ra 80

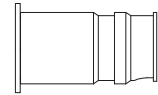
R12611 white

€ 58

↑ 120
 ⚡ Ø45



● LED



87



55



IRIA SQ RECESSED

230 V LED 3 W $\angle 10^\circ$ 3000 K 390 lm Ra 80

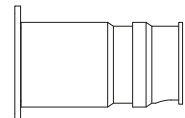
R12612 white

€ 58

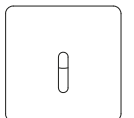
↑ 120
 ⚡ Ø45



● LED



84



60



SEGNO

Recessed outdoor wall light with built in LED that shines through a narrow slit.

SEGNO RECESSED

230 V LED 3 W 3000 K Ra 80 IP54

R13566 white

€ 98

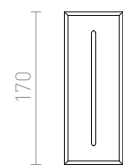
R13567 anthracite grey

€ 98

↑ 70
 ⚡ 172x62




● LED




170

65



70 3

IP54



MEMPHIS

Recessed wall light with integrated LED suitable as orientation light for corridors and stairs.

MEMPHIS R WALL RECESSED

230 V LED 3 W $\angle 60^\circ$ 3000 K 270 lm Ra 80

R12687 silver grey € 35

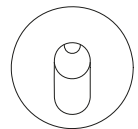

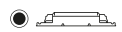
R13956 white € 35 **NEW**

R13957 black € 35 **NEW**

\uparrow 90
● $\varnothing 45$



● LED



MEMPHIS SQ WALL RECESSED

230 V LED 3 W $\angle 60^\circ$ 3000 K 270 lm Ra 80

R12688 silver grey € 38

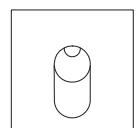
R13954 white € 38 **NEW**


R13955 black € 38 **NEW**

\uparrow 90
● $\varnothing 40$



● LED





ELICA

Recessed wall light with integrated LED and a metal front cover, for outdoor use. Only for downward illumination. Installation box included.

ELICA R RECESSED

230 V LED 3 W 3000 K 75 lm Ra 80 IP54

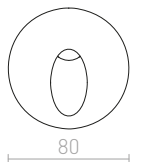
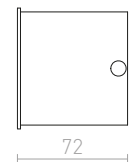
R12528 brushed aluminum

€ 58 %

↑ 95
⊗ Ø75



● LED



ELICA SQ OUTDOOR

230 V LED 3 W 3000 K 180 lm Ra 80 IP54

R10639 matt nickel

€ 35 %

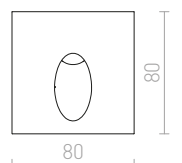
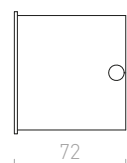
R12529 brushed aluminum

€ 58 %

↑ 70
⊗ Ø75



● LED







RIO

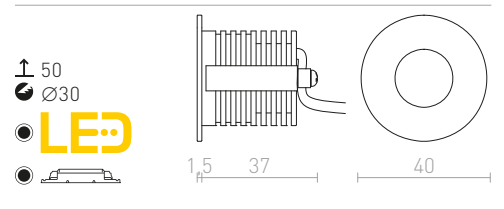
Recessed orientation light with integrated LED for installation in hollow walls or niches.

RIO R RECESSED

230 V LED 3 W $\angle 22^\circ$ 3000 K 70 lm Ra 80

R12656 white

€ 22

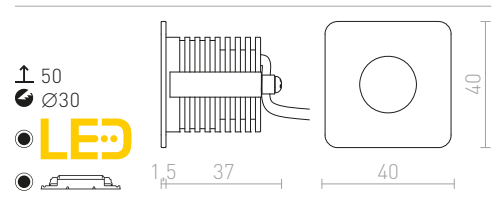


RIO SQ RECESSED

230 V LED 3 W $\angle 22^\circ$ 3000 K 70 lm Ra 80

R12350 white

€ 19.50

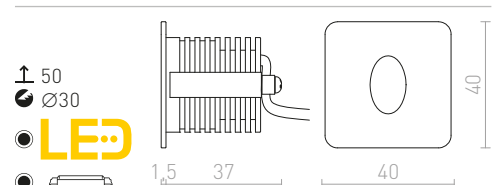


RIO SQ O RECESSED

230 V LED 3 W $\angle 22^\circ$ 3000 K 70 lm Ra 80

R12655 white

€ 19.50





IP54



MARCO LED

Round recessed wall light suitable for both indoor and outdoor use. Only for downward installation. Mounting box included.

MARCO RECESSED

230 V LED 3 W 3000 K 80 lm Ra 80 IP54

R12024 white € 48

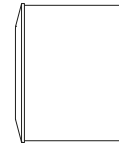
R12029 silver grey € 48

R12030 anthracite grey € 48

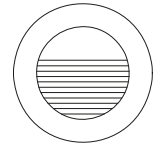
↑ 60
● Ø76



● LED



56



78



IP54



IP54

CLUB

Recessed wall light with integrated LED suitable as orientation lighting for corridors and stairs.

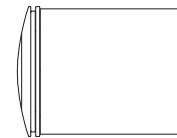
CLUB RECESSED

230 V LED 3 W 3000 K 270 lm Ra 80 IP54

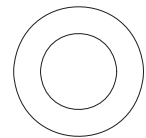
R12685 silver grey € 48

↑ 90
● Ø57

● LED



10 65



58

CLUB IND RECESSED

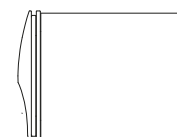
230 V LED 3 W 3000 K 270 lm Ra 80 IP54

R12686 silver grey € 48

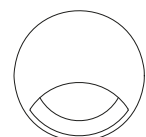
↑ 90
● Ø56



● LED



10 65



58



IP54



ASTERIA

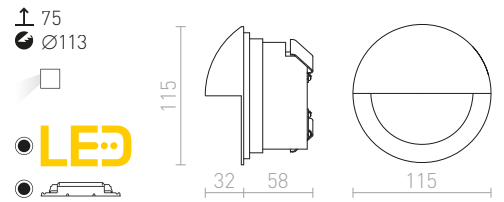
Recessed wall light for outdoor use. The visible opening has a depth of 3 cm. Only for downward installation.

ASTERIA RECESSED

230 V LED 3 W 3000 K 180 lm Ra 80 IP54

R10558 silver grey

€ 58 %







IP54



IP54



IP54

KICK

Recessed orientation light with integrated LED that emits light to one, two or three sides. Ment for wall installations.

KICK I RECESSED

230 V LED 3 W 3000 K 100 lm Ra 80 IP54

R12613 white

€ 48

R12615 black

€ 48



KICK II RECESSED

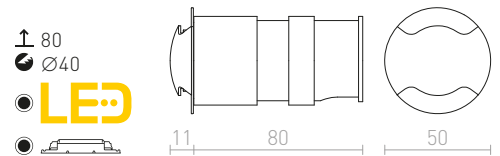
230 V LED 3 W 3000 K 120 lm Ra 80 IP54

R12616 white

€ 48

R12618 black

€ 48



KICK III RECESSED

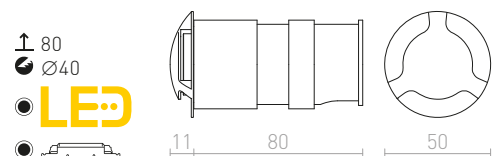
230 V LED 3 W 3000 K 150 lm Ra 80 IP54

R12619 white

€ 48

R12621 black

€ 48





AMARO

Recessed wall light with integrated LED suitable as orientation light for corridors and stairs.

AMARO RECESSED

230 V LED 3 W $\angle 60^\circ$ 3000 K 270 lm Ra 80

R12690 white

€ 38

R13958 black

€ 38

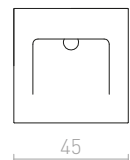
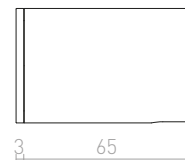
NEW



± 70
 Ø40



LED





IP54

PER

Recessed wall light with integrated LED. Suitable for indoor and outdoor use as orientation lighting of paths, stairs or terraces.

PER RECESSED

230 V LED 3 W 3000 K 76 lm Ra 80 IP54

R12576 white

€ 58

R12577 anthracite grey

€ 58

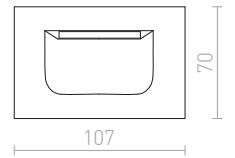


↑ 60

▣ 65x102



● LED



IP54

TESS

Square recessed wall light suitable for both indoor and outdoor use, available in three different colours. Mounting box included. Only for downward installation.

TESS SQ RECESSED

230 V LED 3 W 3000 K 80 lm Ra 80 IP54

R12013 white


€ 58

R12014 silver grey

€ 58

R12015 anthracite grey

€ 58

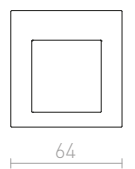
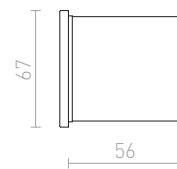


↑ 70

▣ 60x55



● LED





RAGG

Recessed outdoor wall light for pathway illumination.

RAGG RECESSED

230 V LED 12 W 3000 K 406 lm Ra 80 IP65

R13620 white

€ 120

R13621 black



€ 120

↑ 80

↙ 80x230



LED



RASQ

Recessed wall light with integrated LED for indoor and outdoor use. Suitable as orientation lighting of paths, stairs or terraces. Only for downward installation.

RASQ WALL RECESSED

230 V LED 9 W 3000 K 190 lm Ra 80 IP65

R12627 white

€ 178

R12628 anthracite grey



€ 178

↑ 80

↙ 237x77



LED



IP65



INTRO

Rectangular recessed light made of brushed aluminum with integrated LED. The front panel is 0.3 cm thick. Supplied with a mounting box. Must be connected in a series.

INTRO L

350 mA LED 3W 3000 K 185 lm Ra 80

R10598 brushed aluminum

€ 58 %

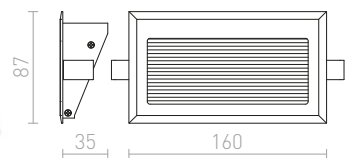
↑ 60

■ 86x146



● LED

○ G13124







IP65



IP65



IP65



GORDIQ

Recessed wall light with integrated LED. Suitable as orientation lighting of paths, stairs or terraces. Only for downward installation.

GORDIQ L RECESSED

230 V LED 3 W 3000 K 90 lm Ra 80 IP65

R12537 white

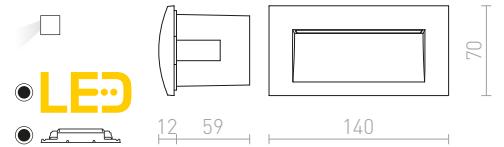
€ 68

R12538 anthracite grey

€ 68

↑ 60

▣ 115x50



GORDIQ M RECESSED

230 V LED 3 W 3000 K 90 lm Ra 80 IP65

R12535 white

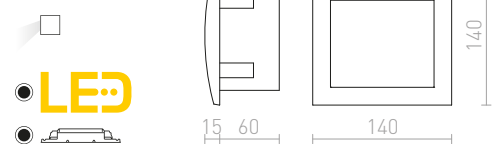
€ 88

R12536 anthracite grey

€ 88

↑ 60

▣ 115x108



GORDIQ S RECESSED

230 V LED 1,5 W 3000 K 30 lm Ra 80 IP65

R12533 white

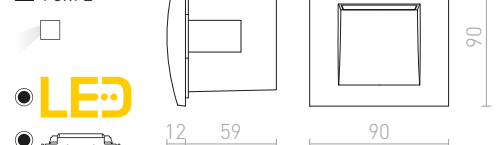
€ 58

R12534 anthracite grey

€ 58

↑ 60

▣ 75x72





IP65



IP65



DEJAVU

Recessed wall light with integrated LED. Suitable as orientation lighting for paths, stairs or terraces.

DEJAVU SQ 9 RECESSED

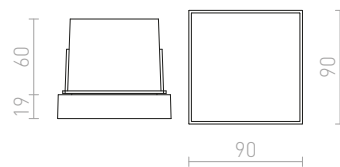
230 V LED 3,5 W 3000 K 120 lm Ra 80 IP65

R12530 black

€ 58 %

↑ 70
72x75

● LED



DEJAVU SQ 14 RECESSED

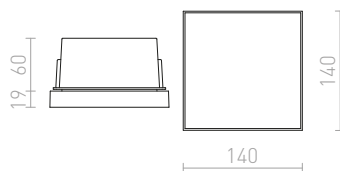
230 V LED 6 W 3000 K 270 lm Ra 80 IP65

R12531 black

€ 78 %

↑ 70
108x125

● LED







3-CIRCUIT TRACK SYSTEMS

3-CIRCUIT	490-495
3-CIRCUIT SPOTLIGHTS	496-513
3-CIRCUIT PENDANTS	514-531

1-CIRCUIT TRACK SYSTEMS

1-CIRCUIT	532-535
1-CIRCUIT SPOTLIGHTS	536-545
1-CIRCUIT PENDANTS	546-555

LED-STRIPS

LED-STRIPS	556-561
PROFILES	562-565



3-CIRCUIT TRACK SYSTEMS 3-CIRCUIT

490-495



EUTRAC 1m
490-495



EUTRAC 2m
490-495



EUTRAC 3m
490-495

3-CIRCUIT TRACK SYSTEMS 3-CIRCUIT SPOTLIGHTS

496-513



FLATLINE 60
496-497



FLATLINE 150
496-497



FOCUS 12
498-499



FOCUS 20
498-499



FOCUS 30
498-499



WISH 20
500-501



WISH 30
500-501



OPTIMUS
500-501



ZUMA
500-501



MAVRO
502-503



LOLLIPOP
502-503



TRAX
502-503



MAVRO
502-503



BAHIA
504-505



PRODIGIS
504-505



FANGIO
504-505



DARIO
506-507



CONNOR
506-507



CADENZA
506-507



FORZA
508-509



BELENOS
508-509



DUDE
508-509



BEEBA I
510-511



BEEBA II
510-511



PURINA
510-511



TRICA
510-511



PIXIE
512-513



PIXIE
512-513



KELLY LED
512-513



FAX E27
512-513



FAX
512-513

3-CIRCUIT TRACK SYSTEMS 3-CIRCUIT PENDANTS



LUNA 20
514-515



LUNA 25
514-515



LUNA 30
514-515

514-531



JULIETTA 16
516-517



JULIETTA 31
516-517



COPA
516-517



BELLINI
516-517



SANSSOUCI
518-519



GARNISH
518-519



EIGHT
518-519



CHOUPETTE
520-521



GIULIA 12
520-521



GIULIA 20
520-521



ARAQ
520-521



AGNETA
522-523



BLONDIE 25
522-523



ASTON
522-523



BUCKY 40
524-525



MONROE 30
524-525

SINTRA 30
524-525

BABADES
526-527

DESTY
526-527

BELENOS
526-527



MAVRO
526-527

JACK RC
528-529

BURTON
528-529

TUTTI
528-529

FRUTTI
528-529



ELISA
530-531

1-CIRCUIT TRACK SYSTEMS
1-CIRCUIT



532-535

1F 1m
532-535

1F 2m
532-535

1-CIRCUIT TRACK SYSTEMS
1-CIRCUIT SPOTLIGHTS



536-545

FOCUS 12
536-537

FOCUS 20
536-537

OPTIMUS
536-537



WISH 20
538-539

WISH 30
538-539

MAVRO
538-539

BELENOS
540-541

FORZA
540-541



CADENZA
540-541



DUDE
540-541



CONNOR
542-543



LALA
542-543



SIENA
542-543



DARIO
542-543



TRICA
544-545



PURINA
544-545



BEEBA I
544-545



BEEBA II
544-545

1-CIRCUIT TRACK SYSTEMS 1-CIRCUIT PENDANTS



LUNA 20
546-547



LUNA 25
546-547



LUNA 30
546-547

546-555



COPA
546-547



BELLINI L E14
548-549



PULIRE RD
548-549



PULIRE CON
548-549



ARAQ
548-549



GIULIA 12
550-551



GIULIA 20
550-551



JULIETTA 16
550-551



JULIETTA 31
550-551



ICAR
552-553



CHOUETTE
552-553



BABADES
552-553



BELENOS
552-553



MAVRO
552-553



ELISA
554-555



BLONDIE 25
554-555

DESTY
554-555

AGNETA
554-555

LED-STRIPS LED-STRIPS



556-561

LED STRIP ORION RGB
556-557

LED STRIP ORION RGBW
556-557

LED STRIP ORION
558-559



Wi-fi ovladač 5v1
556-557



LEDSTRIPORION60,100,150
556-557



LED STRIP IP54 5m
560-561



LED STRIP IP20 5m
560-561



LED STRIP
560-561



LED STRIP
560-561

LED-STRIPS PROFILES



LED PROFILE G
562-563



LED PROFILE H
562-563



LED PROFILE J
562-563

562-565



LED PROFILE I 30/60
562-563



LED PROFILE A
564-565



LED PROFILE B
564-565

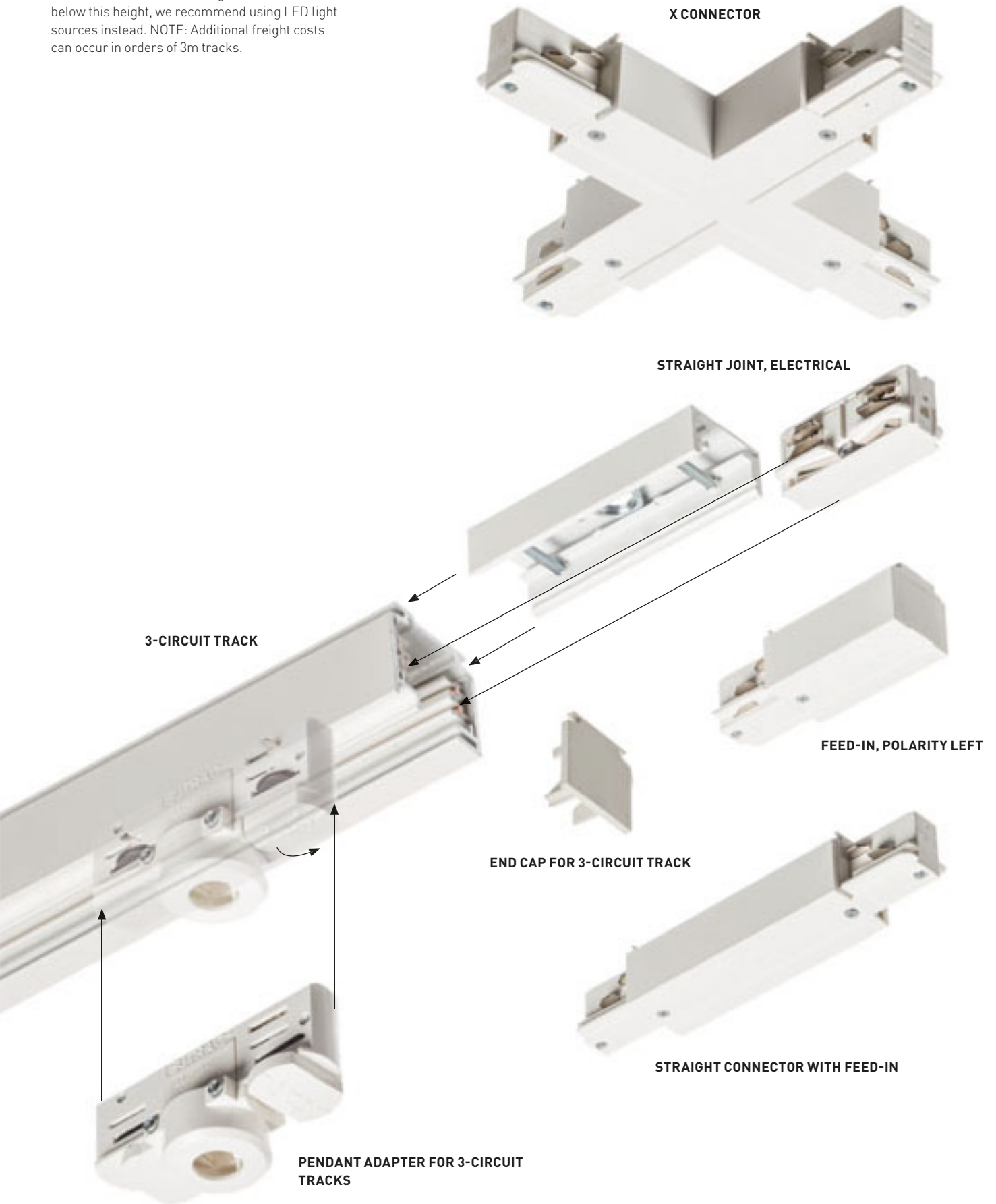


LED PROFILE D
564-565

EUTRAC

3-CIRCUIT TRACK

EUTRAC 3-circuit track. The profiles can easily be cut into desired lengths, with no need to cut or bend any wires. If used with halogen light sources the minimum installation height is 2.5m. For use below this height, we recommend using LED light sources instead. NOTE: Additional freight costs can occur in orders of 3m tracks.



L CONNECTOR INNER POLARITY



L CONNECTOR OUTER POLARITY



WIRE SUSPENSION



JOINT CONNECTOR FOR 3-CIRCUIT TRACKS




TRACK CLAMP FOR 3-CIRCUIT TRACKS



CONTINUOUS POWER SUPPLY



T CONNECTOR, POLARITY LEFT



FLEX CONNECTOR




MECHANICAL ADAPTER



EUTRAC

3-CIRCUIT TRACK

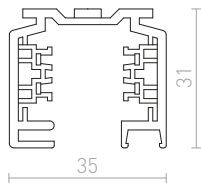
EUTRAC 3-circuit track. The profiles can easily be cut into desired lengths, with no need to cut or bend any wires. If used with halogen light sources the minimum installation height is 2.5m. For use below this height, we recommend using LED light sources instead. NOTE: Additional freight costs can occur in orders of 3m tracks.



1M 3-CIRCUIT TRACK

230 V

R12072 white	€ 98
R12073 black	€ 98
R12074 silver grey	€ 98

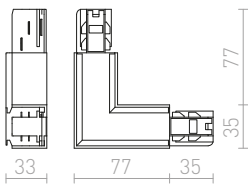


L CONNECTOR INNER POLARITY

L-connector with feed-in for a EUTRAC 3-circuit track. Maximum load 16A.

230 V

R11326 white	€ 78
R11327 black	€ 78
R11328 silver grey	€ 120

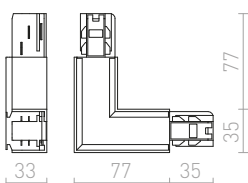


L CONNECTOR OUTER POLARITY

L-connector for recessed EUTRAC 3-circuit tracks. Maximum load 16A.

230 V

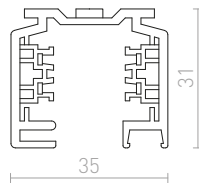
R11323 white	€ 78
R11324 black	€ 78
R11325 silver grey	€ 120



2M 3-CIRCUIT TRACK

230 V

R11300 white	€ 158
R11301 black	€ 158
R11302 silver grey	€ 158

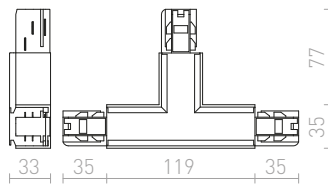


T CONNECTOR, POLARITY RIGHT

T-connector with feed-in for EUTRAC 3-circuit tracks. Maximum load 16A.

230 V

R11332 white	€ 120
R11333 black	€ 120
R11334 silver grey	€ 158

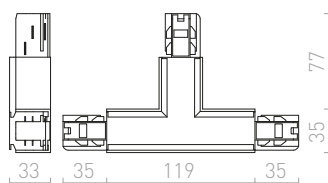


T CONNECTOR, POLARITY LEFT

T-connector with feed-in for EUTRAC 3-circuit tracks. Maximum load 16A.

230 V

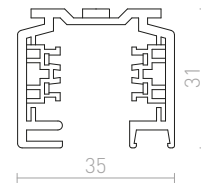
R11335 white	€ 120
R11336 black	€ 120
R11337 silver grey	€ 158



3M 3-CIRCUIT TRACK

230 V

R11303 white	€ 238
R11304 black	€ 238
R11305 silver grey	€ 238

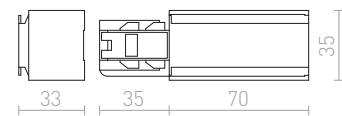


FEED-IN, POLARITY RIGHT

Feed-in for EUTRAC 3-circuit tracks. Maximum load 16A.

230 V

R11311 white	€ 35
R11312 black	€ 35
R11313 silver grey	€ 48

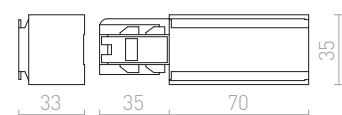


FEED-IN, POLARITY LEFT

Feed-in for EUTRAC 3-circuit tracks. Maximum load 16A.

230 V

R11314 white	€ 35
R11315 black	€ 35
R11316 silver grey	€ 48

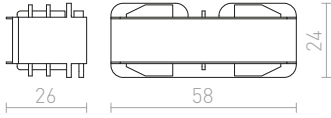


STRAIGHT JOINT, ELECTRICAL

Straight joint for EUTRAC 3-circuit tracks. For structural reasons, a mechanical bracket (R11354, R11355 or R11356) is required for suspension installations. Maximum load 16A.

230 V

- R11317** white € 24
- R11318** black € 24
- R11319** silver grey € 29

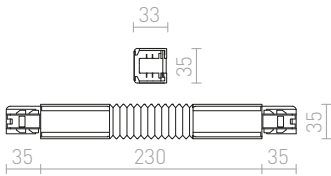


FLEX CONNECTOR

Flex connector for EUTRAC 3-circuit tracks. Has a 30°-330° bend radius. This joint can be used as a feed-in. Maximum load 16A.

230 V

- R11329** white € 120
- R11330** black € 120
- R11331** silver grey € 120

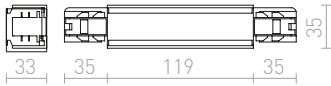


STRAIGHT CONNECTOR WITH FEED-IN

Straight connector with feed-in for EUTRAC 3-circuit tracks. Maximum load 16A.

230 V

- R11320** white € 78
- R11321** black € 78
- R11322** silver grey € 120

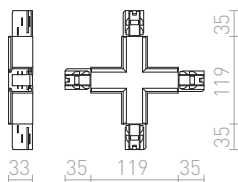


X CONNECTOR

X-connector with feed-in for EUTRAC 3-circuit tracks, with the possibility to connect two separate circuits. Maximum load 16A.

230 V

- R11338** white € 150
- R11339** black € 150
- R11340** silver grey € 198

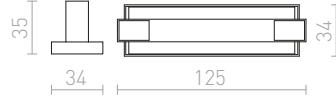


CONTINUOUS POWER SUPPLY

Continuous power supply for 3-circuit track EUTRAC without the need to cut the track. Maximum load 16A.

230 V

- R11346** white € 58
- R11347** black € 58
- R11348** silver grey € 78

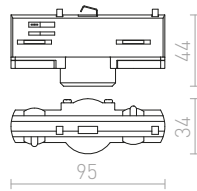


PENDANT ADAPTER FOR 3-CIRCUIT TRACKS

Maximum load 5 kg and 10A.

230 V

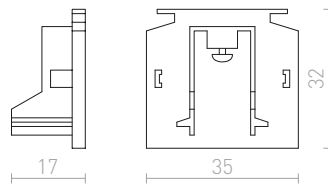
- R11360** white € 32
- R11361** black € 32
- R11362** silver grey € 48



END CAP FOR 3-CIRCUIT TRACK

End cap for EUTRAC 3-circuit tracks.

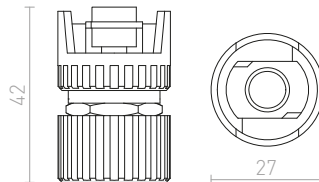
- R11307** white € 3.20
- R11308** black € 3.20
- R11309** silver grey € 6



MECHANICAL ADAPTER

Mechanical adapter for surface-mounted or recessed EUTRAC 3-circuit tracks. Maximum load 10 kg.

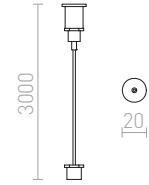
- R11352** white € 25
- R11353** black € 25



3M WIRE SUSPENSION

Wire suspension for EUTRAC 3-circuit tracks. M13 socket.

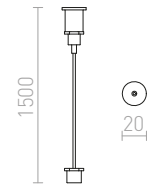
- R11359** € 48



1,5M WIRE SUSPENSION

Wire suspension for EUTRAC 3-circuit tracks. M13 socket.

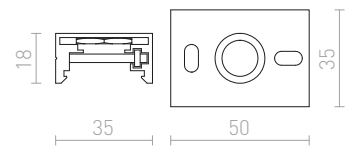
- R11358** € 48



TRACK CLAMP FOR 3-CIRCUIT TRACKS

Adapter for wire suspension. M13 socket.

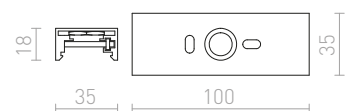
- R11349** white € 14
- R11350** black € 14
- R11351** silver grey € 16




JOINT CONNECTOR FOR 3-CIRCUIT TRACKS

Mechanical bracket used to reinforce two straight suspended tracks at the point of interconnection.


- R11354** white € 24
- R11355** black € 24
- R11356** silver grey € 26





3-CIRCUIT TRACK RECESSED

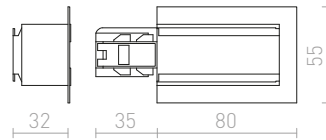
EUTRAC 3-circuit recessed track system made of extruded aluminium profile, which also serves as earthing. Inside, two embedded plastic profiles through which four copper conductors with a diameter of 2.5 mm are routed. Any profile can be easily cut to the desired length. The ends of the wires do not need to be cut or bent. When using halogen sources, the minimum installation height is 2.5 m. Below this height we recommend replacements in LED sources.



FEED-IN FOR RECESSED 3-CIRCUIT TRACKS, POLARITY LEFT

Feed-in for recessed EUTRAC 3-circuit tracks. Maximum load 16A.

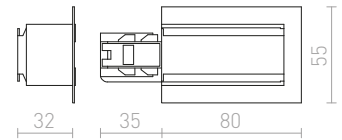
230 V
R11342 white € 48



FEED-IN FOR RECESSED 3-CIRCUIT TRACKS, POLARITY RIGHT

Feed-in for recessed EUTRAC 3-circuit tracks. Maximum load 16A.

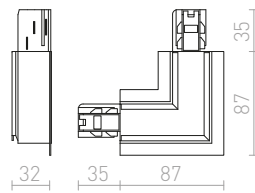
230 V
R11341 white € 48



L CONNECTOR FOR RECESSED 3-CIRCUIT TRACKS (OUTER POLARITY)

L-connector for recessed EUTRAC 3-circuit tracks. Maximum load 16A.

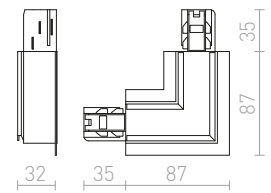
230 V
R11344 white € 88



L CONNECTOR FOR RECESSED 3-CIRCUIT TRACKS (INNER POLARITY)

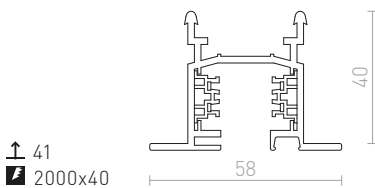
L-connector for recessed EUTRAC 3-circuit tracks. Maximum load 16A.

230 V
R11345 white € 88



2M 3-CIRCUIT TRACK RECESSED

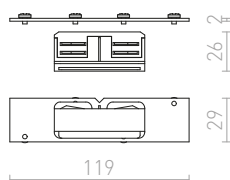
230 V
R11306 white € 238



STRAIGHT CONNECTOR FOR 3-CIRCUIT TRACKS, ELECTRICAL

Straight joint for recessed EUTRAC tracks. Maximum load 16A.

230 V
R11343 white € 32



END CAP FOR RECESSED 3-CIRCUIT TRACK

End caps for recessed EUTRAC 3-circuit tracks.

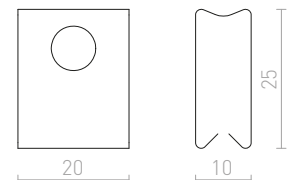
R11310 white € 8



SPRING CLIPS FOR RECESSED 3-CIRCUIT TRACK 6PCS

Installation clips for recessed EUTRAC 3-circuit tracks.

R11357 € 16







FLATLINE

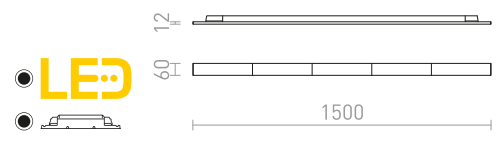
Linear luminaire with space lighting for 3-circuit tracks. On the adapter of the luminaire it is possible to set different light output: 35W, 40W, 45W or 50W.

FLATLINE 150 FOR 3-CIRCUIT TRACKS

230 V LED 50 W $\angle 90^\circ$ 3000 K 8000 lm Ra 80

R13732 white

€ 258



FLATLINE

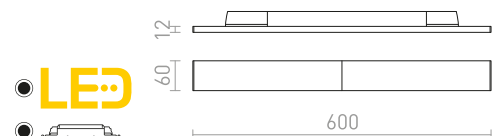
Linear luminaire with space lighting for 3-circuit tracks. On the adapter of the luminaire it is possible to set different light output: 14W, 16W, 18W or 20W.

FLATLINE 60 FOR 3-CIRCUIT TRACKS

230 V LED 20 W $\angle 90^\circ$ 3000 K 3200 lm Ra 80

R13731 white

€ 188







FOCUS

Dimmable tubular luminaire for 3-circuit tracks with the possibility of adjusting the light cone by zoom system 10 - 60°. The color temperature of the light can be changed with the switch on the luminaire, the 3000K, 4000K, 5000K. TRIAC dimming.

FOCUS 12 DIMM FOR 3-CIRCUIT TRACKS

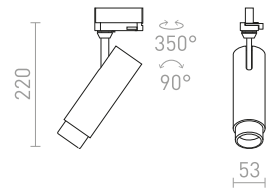
230 V LED 12 W $\angle 10-60^\circ$ 3000 K 4000 K 5000 K
780 lm Ra 80

R13882 white

€ 98 **NEW**

R13883 black

€ 98 **NEW**



FOCUS 20 DIMM FOR 3-CIRCUIT TRACKS

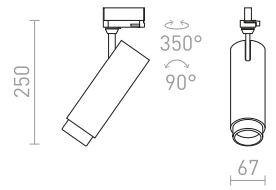
230 V LED 20 W $\angle 10-60^\circ$ 3000 K 4000 K 5000 K
1540 lm Ra 80

R13884 white

€ 120 **NEW**

R13885 black

€ 120 **NEW**



FOCUS 30 DIMM FOR 3-CIRCUIT TRACKS

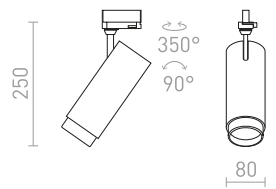
230 V LED 30 W $\angle 10-60^\circ$ 3000 K 4000 K 5000 K
2300 lm Ra 80

R13886 white

€ 150 **NEW**

R13887 black

€ 150 **NEW**





ZUMA

Tubular luminaire for three-circuit track with possibility of light cone adjustment by zoom system 10- 50°. TRIAC dimming.

ZUMA DIMM FOR 3-CIRCUIT TRACKS

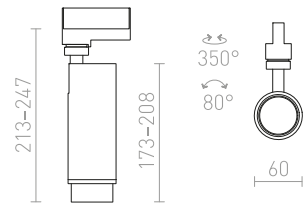
230 V LED 20 W $\angle 10-50^\circ$ 3000 K 1000 lm Ra 80

R13529 white

€ 129

R13531 black

€ 129



OPTIMUS

Tubular luminaire for 3-circuit tracks with the possibility of adjusting the light cone using a 10-50° zoom system. The luminaire is suitable for LED light sources with GU10 socket. Use light sources with a 120° beam angle in the luminaire to avoid unwanted shadows.

OPTIMUS FOR 3-CIRCUIT TRACKS

230 V LED GU10 9 W $\angle 10-50^\circ$

R13783 white

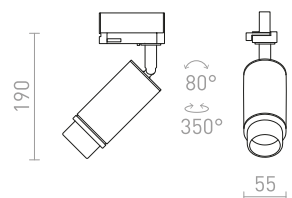
€ 68

R13784 black

€ 68



G12232





WISH

Dimmable cylindrical spotlight for 3-circuit tracks with an adjustable light colour with the switch on the luminaire: warm white (WW), Neutral white (NW), cool white (CW). TRIAC dimming.

WISH 20 DIMM FOR 3-CIRCUIT TRACKS

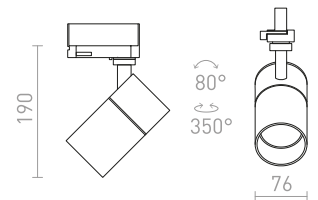
230 V LED 20 W $\angle 36^\circ$ 3000 K 4000 K 5000 K
1600 lm Ra 80

R13773 white

€ 120 NEW

R13774 black

€ 120 NEW



WISH 30 DIMM FOR 3-CIRCUIT TRACKS

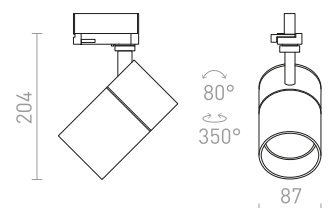
230 V LED 30 W $\angle 36^\circ$ 3000 K 4000 K 5000 K
2400 lm Ra 80

R13775 white

€ 129 NEW

R13776 black

€ 129 NEW





LOLLIPOP

Cylindrical spotlight for 3-circuit tracks with an integrated LED light source.

LOLLIPOP FOR 3-CIRCUIT TRACKS

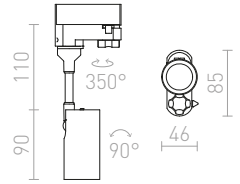
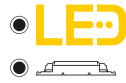
230 V LED 8 W $\angle 40^\circ$ 3000 K 620 lm Ra 80

R12412 white

€ 48 %

R12413 black

€ 48 %



TRAX

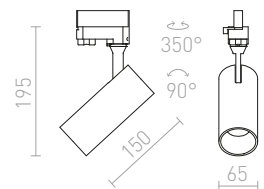
LED reflector luminaire in pure design for 3-circuit tracks systems with different colour treatment of the inner reflector and luminaire surface.

TRAX FOR 3-CIRCUIT TRACKS

230 V/400 mA LED 15 W $\angle 38^\circ$ 3000 K 1370 lm Ra 80

R11694 white/gold

€ 120 %



MAVRO

Cylindrical spotlight with built in LED for 3-circuit tracks. TRIAC dimming.

MAVRO DIMM FOR 3-CIRCUIT TRACKS

230 V LED 12 W $\angle 38^\circ$ 3000 K 1020 lm Ra 80

R13171 white

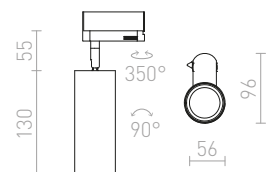
€ 178

R13172 gold

€ 178

R13173 black/gold

€ 178





MAVRO

Cylindrical spotlight with integrated LED for 3-circuit tracks.

MAVRO FOR 3-CIRCUIT TRACKS

230 V LED 12 W $\angle 38^\circ$ 3000 K 1020 lm Ra 80

R12995 white

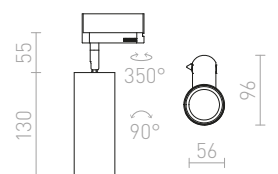
€ 120

R12996 gold

€ 120 

R12997 black/gold

€ 120





FANGIO

Spotlight for 3-circuit tracks available in two different colours.

FANGIO FOR 3-CIRCUIT TRACKS

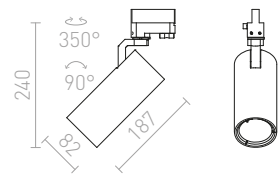
230 V LED 25 W $\angle 36^\circ$ 3000 K 2200 lm Ra 80

R12059 silver grey

€ 88 %

R12060 black

€ 88 %





BAHIA

High output spotlight for 3-circuit tracks with an integrated LED light source.

BAHIA FOR 3-CIRCUIT TRACKS

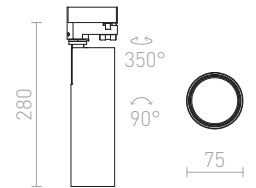
230 V LED 28 W $\angle 38^\circ$ 3000 K 2700 lm Ra 80

R12823 white

€ 150

R12824 black

€ 150



PRODIGI

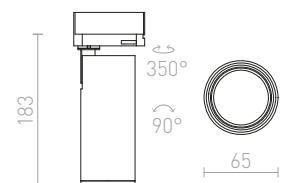
Cylindrical spotlight for 3-circuit tracks.



PRODIGI S FOR 3-CIRCUIT TRACKS

230 V LED 10 W $\angle 36^\circ$ 3000 K 1000 lm Ra 80

R13000 white

€ 78





DARIO

Cylindrical spotlight with GU10 socket for LED light sources, including a decorative shade of brushed black brass. Different color-combinations are available by purchasing additional shades in other colours. For use with 3-circuit tracks.

DARIO FOR 3-CIRCUIT TRACKS

230 V GU10 9 W

R13873 white/brushed brass

€ 98

NEW

R13874 black/brushed brass

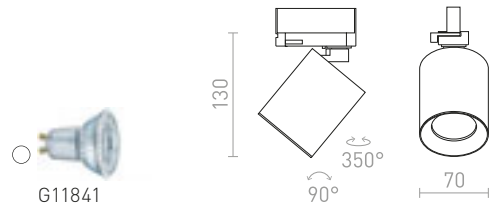
€ 98

NEW

R13875 brushed brass

€ 120

NEW



DARIO

Decorative inner shade of metal in various colors for the DARIO light.

DARIO DECORATIVE RING

R13876 white

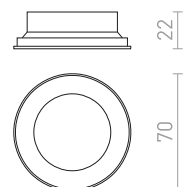
€ 8.50

NEW

R13877 black

€ 8.50

NEW





CADENZA

Cylindrical spotlight with a GU10 socket for 3-circuit tracks.

CADENZA FOR 3-CIRCUIT TRACKS

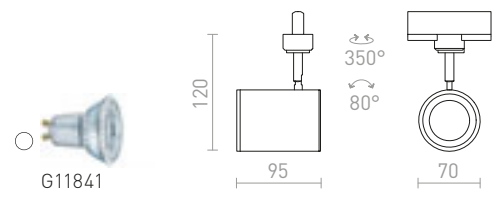
230 V LED GU10 10 W

R13348 white

€ 68

R13349 black

€ 68



CONNOR

Cylindrical spotlight with a GU10 socket for 3-circuit tracks.

CONNOR FOR 3-CIRCUIT TRACKS

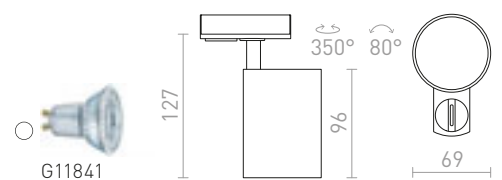
230 V LED GU10 10 W

R13499 white/black

€ 68

R13500 black/gold

€ 68





DUDE

Cylindrical spotlight with a GU10 socket for LED light sources and an adapter for 3-circuit tracks.

DUDE FOR 3-CIRCUIT TRACKS


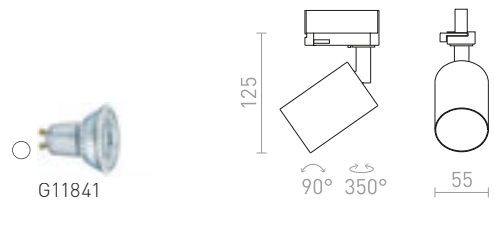
230 V LED GU10 9 W

R13928 white

€ 58 **NEW**

R13929 black

€ 58 **NEW**



FORZA

Cylindrical spotlight with a GU10 socket for 3-circuit tracks.

FORZA FOR 3-CIRCUIT TRACKS

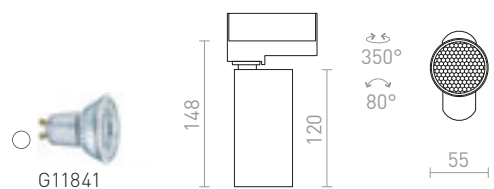
230 V LED GU10 10 W



R13352 white

€ 78

R13353 black

€ 78





BELENOS

Minimalistic cylindrical spotlight with a GU10 socket for 3-circuit tracks. Springs attached to the socket enable the use of light sources of various lengths.

BELENOS FOR 3-CIRCUIT TRACKS

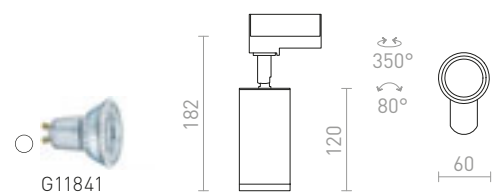
230 V LED GU10 9 W


R13368 white

€ 68

R13370 black

€ 68





TRICA

Spotlight with GU10 socket for 3-circuit tracks. Both 111mm and 51mm diameter light sources can be used. All measurements are specified without light source.

TRICA FOR 3-CIRCUIT TRACKS

230 V GU10 50 W

R12006 black

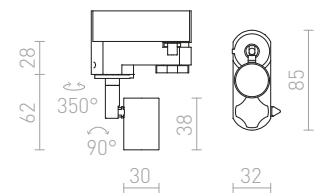
€ 32

R12007 white

€ 32



G12723





PURINA

Spotlight with a GU10 socket for 3-circuit tracks available in three colours. Delivered with a decorative shade for light sources with 51mm reflectors. ES111 light sources can also be used.

PURINA FOR 3-CIRCUIT TRACKS

230 V GU10 50 W

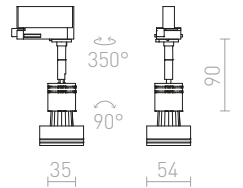
R12317 white € 26 %

R12318 silver grey € 26 %

R12319 black € 48 %



G11841



BEEBA

Spotlight for 3-circuit tracks in three different colours.

BEEBA I FOR 3-CIRCUIT TRACKS

230 V GU10 35 W

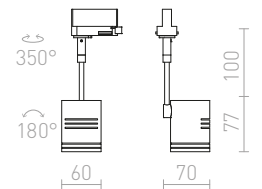
R12305 white € 68

R12306 silver grey € 48 %

R12307 black € 68



G11837



BEEBA II FOR 3-CIRCUIT TRACKS

230 V GU10 2x35 W

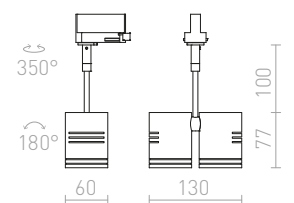
R12311 white € 98

R12312 silver grey € 58 %

R12313 black € 98



G11837





PIXIE

Directional light of aluminum with adapter for 3-circuit tracks. Designed for energy efficient light sources with a GX53 fitting.

PIXIE ON GOOSE NECK FOR 3-CIRCUIT TRACKS

230 V LED GX53 7 W

R10641 silver grey/chrome


€ 158 →

R11768 white

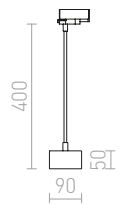
€ 178

R11769 black

€ 178



G12340



PIXIE FOR 3-CIRCUIT TRACKS

230 V LED GX53 7 W

R10640 silver grey/chrome

€ 178

R10644 white/chrome

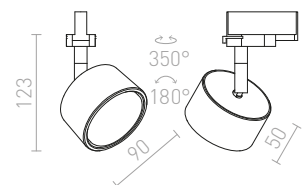
€ 178

R10645 black/chrome

€ 178



G12340





FAX

Minimalistic track light suitable for use with E27 reflector type light sources.

FAX E27 FOR 3-CIRCUIT TRACKS

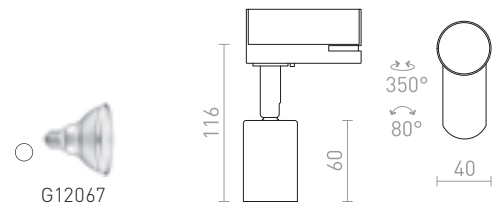
230 V E27 25 W

R13535 white

€ 32

R13537 black

€ 32



KELLY LED

Spotlight for 3-circuit tracks with an integrated LED light source.

KELLY LED FOR 3-CIRCUIT TRACKS

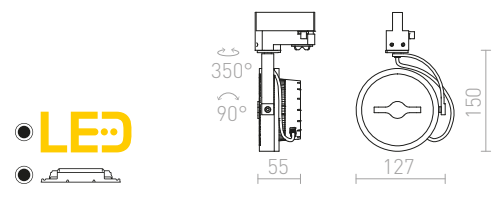
230 V LED 12 W $\angle 24^\circ$ 3000 K 600 lm Ra 80

R12338 white

€ 120

R12339 black

€ 120



FAX

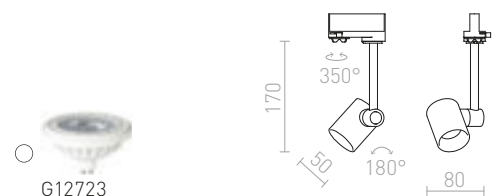
Spotlight with GU10 socket for 3-circuit tracks. Both 111 mm and 51 mm diameter light sources can be used. Body dimensions of the fixture are \varnothing /H 5/6.5 cm. All measurements are specified without light source.

FAX FOR 3-CIRCUIT TRACKS

230 V GU10 50 W

R11724 black

€ 48







LUNA

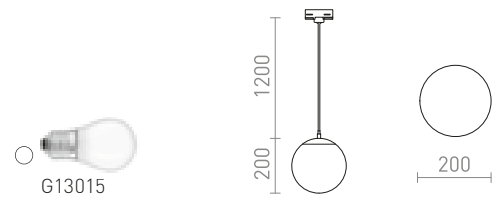
Opal-colored glass pendant with details in chrome and a transparent cable which is attached to an adapter for 3-circuit tracks.

LUNA 20 FOR 3-CIRCUIT TRACKS

230 V LED E27 15 W

R13967 opal-colored glass/chrome

€ 129 **NEW**

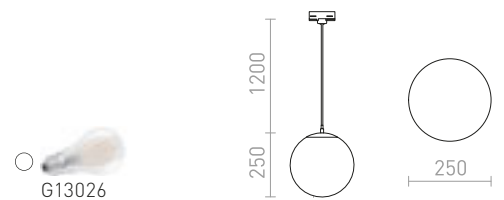


LUNA 25 FOR 3-CIRCUIT TRACKS

230 V LED E27 15 W

R13968 opal-colored glass/chrome

€ 178 **NEW**

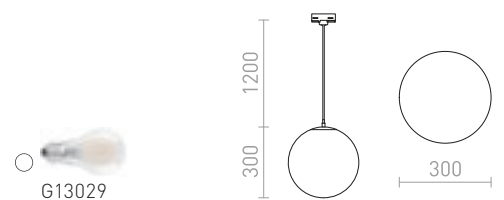


LUNA 30 FOR 3-CIRCUIT TRACKS

230 V E27 15 W

R13969 opal-colored glass/chrome

€ 229 **NEW**





BELLINI

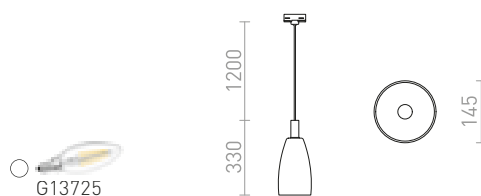
Glass pendant with lacquered details, an E14 socket for LED light sources and an adapter for 3-circuit tracks.

BELLINI FOR 3-CIRCUIT TRACKS

230 V E14 15 W

R13814 white/clear glass

€ 215



JULIETTA

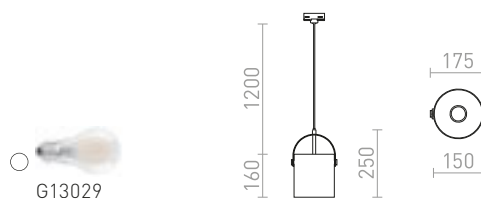
Pendant with a cylindrical opal-colored shade, details in lacquered metal, black textile cable and adapter for 3-circuit tracks.

JULIETTA 16 FOR 3-CIRCUIT TRACKS

230 V E27 20 W

R13855 opal-colored glass/black

€ 150

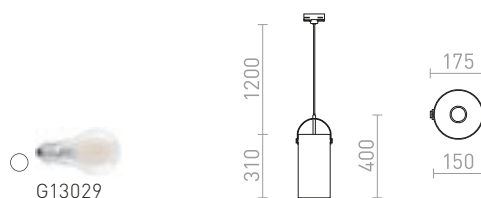


JULIETTA 31 FOR 3-CIRCUIT TRACKS

230 V E27 20 W

R13856 opal-colored glass/black

€ 178





COPA

Pendant with a shade of glass for 3-circuit tracks.
Available in two colours.

COPA FOR 3-CIRCUIT TRACKS

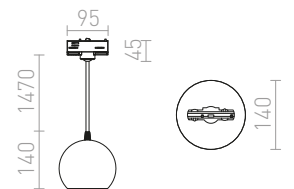
230 V E27 28 W

R13207 opal-colored glass

€ 188

R13208 black/glass

€ 198





GARNISH

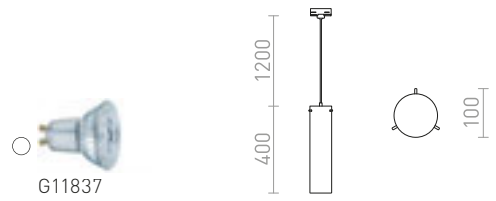
Suspended tube of clear glass with details in chrome and an adapter for 3-circuit tracks. The glass shade is enclosed at the bottom and can be fitted with suitable decorations.

GARNISH FOR 3-CIRCUIT TRACKS

230 V GU10 9 W

R13815 clear glass/chrome

€ 178



EIGHT

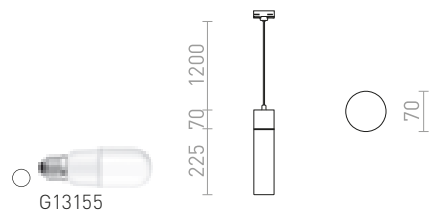
Pendant with an opal-colored shade, details in chrome and adapter for 3-circuit tracks.

EIGHT FOR 3-CIRCUIT TRACKS PENDANT

230 V E27 28 W

R13854 opal-colored glass/chrome

€ 178





SANSSOUCI

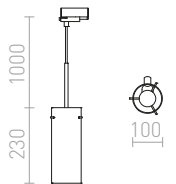
Suspended light with glass shade and adapter for 3-circuit tracks. The appearance of the shade is reflective when not illuminated, and partially translucent when the light is on.

SANSSOUCI FOR 3-CIRCUIT TRACKS

230 V E27 42 W

R12095 chrome-tinted glass

€ 129 

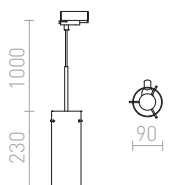


SANSSOUCI FOR 3-CIRCUIT TRACKS

230 V E27 42 W

R12094 copper-tinted glass

€ 129 





GIULIA

Pendant lamp with a lacquered metal shade and textile cable. The cable is attached to a adapter for 3-circuit tracks.

GIULIA 12 FOR 3-CIRCUIT TRACKS

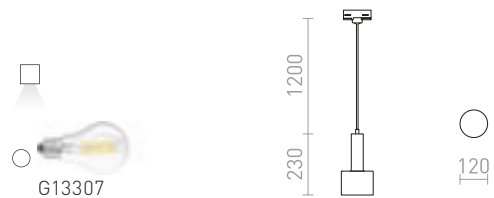
230 V E27 40 W

R13990 white/chrome

€ 88 NEW

R13991 black/gold brown/brass

€ 98 NEW



GIULIA 20 FOR 3-CIRCUIT TRACKS


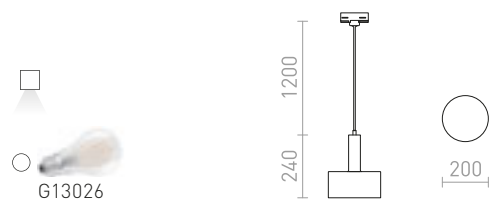
230 V E27 40 W

R13992 white/chrome

€ 98 NEW

R13993 black/gold brown/brass

€ 120 NEW





ARAQ

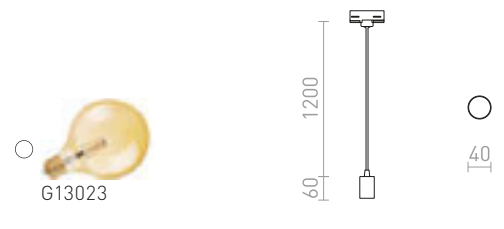
Pendant with a brass socket, textile cable and an adapter for 3-circuit tracks. Suitable for decorative E27 bulbs.

ARAQ FOR 3-CIRCUIT TRACKS PENDANT

230 V E27 42 W

R13979 brushed brass/black

€ 68 NEW



CHOUETTE

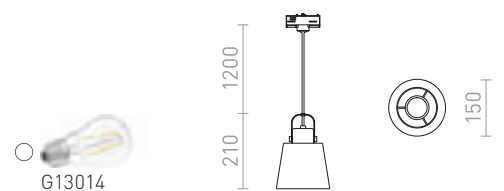
Pendant for 3-circuit tracks with a textile shade, wooden details and a socket for E27 LED light sources.

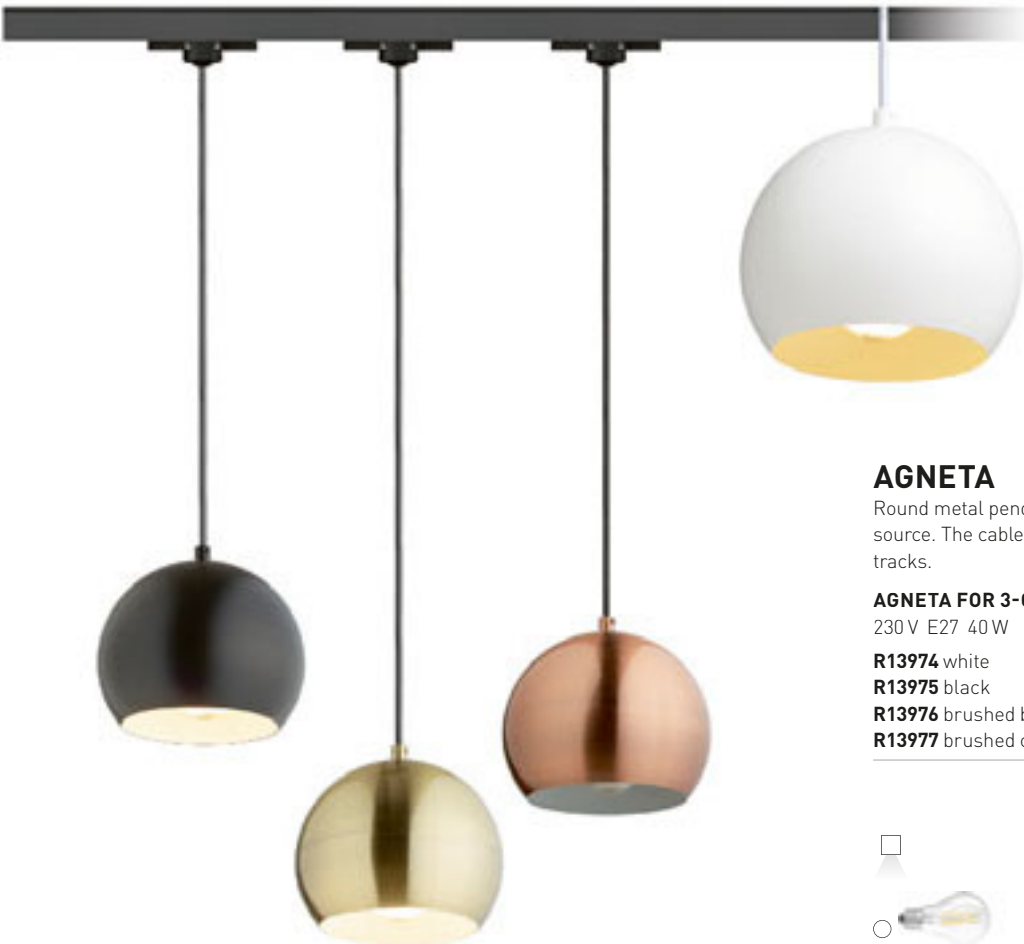
CHOUETTE FOR 3-CIRCUIT TRACKS

230 V E27 15 W

R13721 black grey/textile/wood

€ 150





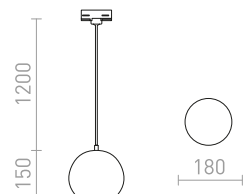
AGNETA

Round metal pendant for use with a suitable E27 light source. The cable is attached to an adapter for 3-circuit tracks.

AGNETA FOR 3-CIRCUIT TRACKS PENDANT

230 V E27 40 W

R13974 white	€ 98	NEW
R13975 black	€ 98	NEW
R13976 brushed brass	€ 120	NEW
R13977 brushed copper	€ 120	NEW





ASTON

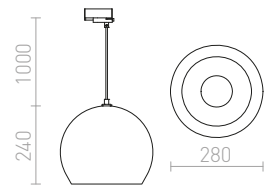
Metal pendant with transparent cable for 3-circuit tracks.

ASTON FOR 3-CIRCUIT TRACKS

230 V E27 42 W

R12100 brushed aluminum

€ 98 %



BLONDIE

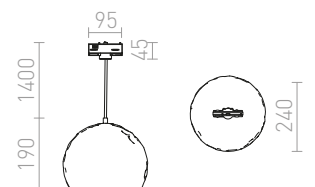
Pendant with a dented metal shade. The outside of the shade is copper-colored and the inside is white-lacquered. Supplied with a black PVC-cable with adapter for 3-circuit tracks.

BLONDIE 25 FOR 3-CIRCUIT TRACKS

230 V E27 42 W

R13218 copper

€ 229





MONROE

Pendant with a metal shade and adapter for 3-circuit tracks.

MONROE 30 FOR 3-CIRCUIT TRACKS

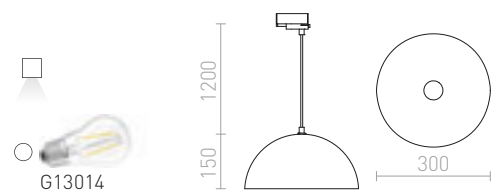
230 V E27 42 W

R12101 matte black/white

€ 178

R13819 copper

€ 138





SINTRA

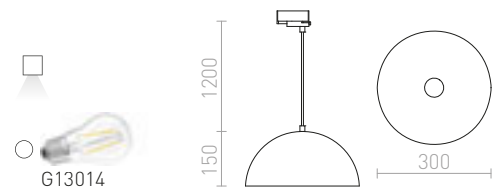
Pendant with a chrome-plated metal shade and adapter for 3-circuit tracks.

SINTRA 30 FOR 3-CIRCUIT TRACKS

230 V E27 42 W

R12102 chrome

€ 120 %



BUCKY


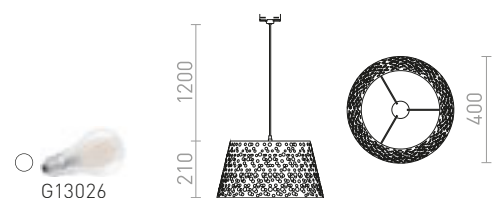
Metal pendant with a dented texture shade and adapter for 3-circuit tracks.

BUCKY 40 FOR 3-CIRCUIT TRACKS

230 V E27 28 W

R13859 white/grey/metal

€ 178





MAVRO

Elegant tube-shaped LED pendant suitable over bar counters or kitchen islands. The cable is attached to an adapter for 3-circuit tracks.

MAVRO FOR 3-CIRCUIT TRACKS PENDANT

230 V LED 12 W $\angle 38^\circ$ 3000 K 1020 lm Ra 80

R13983 white

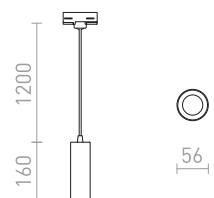
€ 150 **NEW**

R13984 gold

€ 150 **NEW**

R13985 black/gold

€ 150 **NEW**





BELENOS

Minimalistic cylindrical pendant for GU10 light sources on a round base. Springs attached to the socket enable the use of light sources of various lengths. The cable is attached to a adapter for 3-circuit tracks.

BELENOS FOR 3-CIRCUIT TRACKS PENDANT

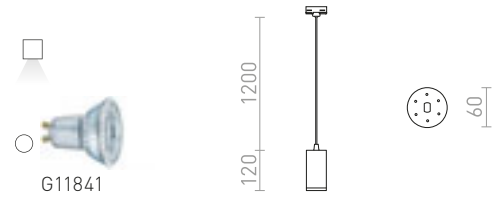
230 V LED GU10 9 W

R13857 white

€ 88

R13858 black

€ 88



BABADES

Pendant with a shade in chrome or matte nickel, a black textile cable and adapter for 3-circuit tracks.

BABADES FOR 3-CIRCUIT TRACKS

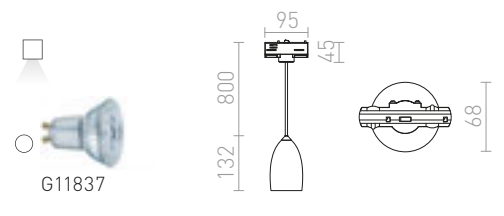
230 V GU10 35 W

R13216 chrome

€ 88

R13217 matt nickel

€ 88



DESTY

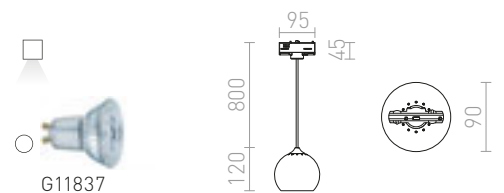
Pendant with a metal shade for 3-circuit tracks.

DESTY FOR 3-CIRCUIT TRACKS

230 V GU10 35 W

R13215 black/chrome

€ 120





FRUTTI

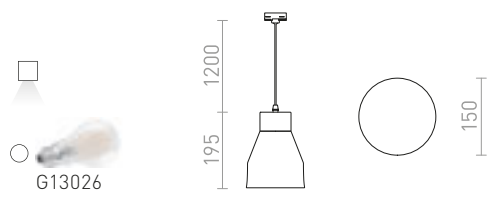
Pendant with a socket for E27 light sources and adapter for 3-circuit tracks.

FRUTTI FOR 3-CIRCUIT TRACKS

230 V E27 28 W

R13818 green/ceramic

€ 68



TUTTI

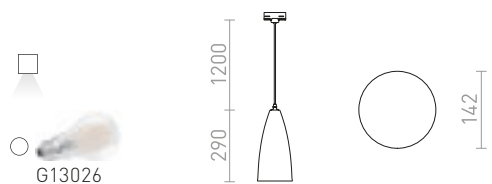
Pendant with a conical shade, E27 socket and an adapter for 3-circuit tracks. For downward illumination.


TUTTI FOR 3-CIRCUIT TRACKS

230 V E27 15 W

R13817 orange/ceramic

€ 88





BURTON

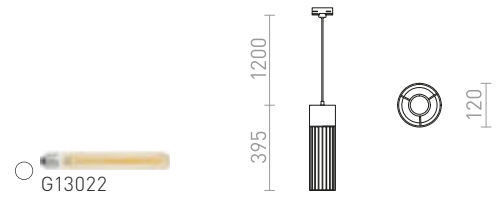
Concrete pendant with a metal wire shade, E27 socket and adapter for 3-circuit tracks.

BURTON FOR 3-CIRCUIT TRACKS

230 V E27 42 W

R13816 concrete/black

€ 120



JACK

Plaster pendant with GU10 socket. Adapter for 3-circuit tracks included.

JACK RC FOR 3-CIRCUIT TRACKS

230 V GU10 35 W

R12103 plaster

€ 88





R12106
€ 78

R12107
€ 98

R12108
€ 78

R12109
€ 78

R12110
€ 78

R12111
€ 78

R12112
€ 88

R12113
€ 88

R12114
€ 98



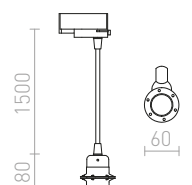
ELISA

Textile cable in various color combinations with a metal E27 socket and adapter for 3-circuit tracks, for use with a decorative bulb or a suitable shade.

ELISA FOR 3-CIRCUIT TRACK

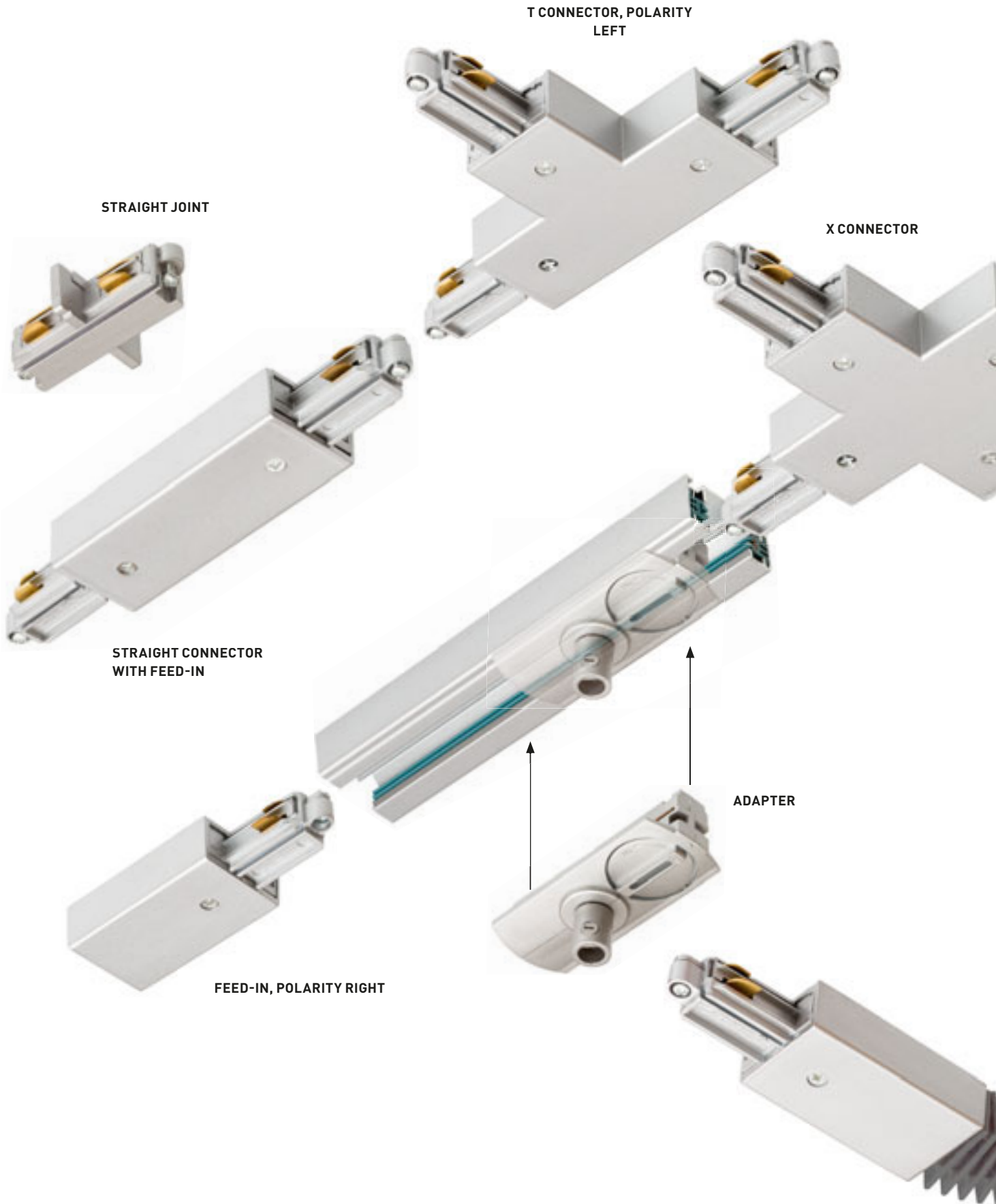
230V E27 28 W


R12106	€ 78
R12107	€ 98
R12108	€ 78
R12109	€ 78
R12110	€ 78
R12111	€ 78
R12112	€ 88
R12113	€ 88
R12114	€ 98



1F TRACK

1-circuit track for both surface-mounted and suspended installations.





1F TRACK

1-circuit track for both surface-mounted and suspended installations.

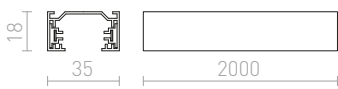


2M TRACK

1-circuit track system that can be surface mounted or suspended from the ceiling.

230 V

R12257 white	€ 78.00
R12258 black	€ 78.00
R12259 silver grey	€ 78.00



1M TRACK

1-circuit track for both surface-mounted and suspended installations.

230 V

R12254 white	€ 38
R12255 black	€ 38
R12256 silver grey	€ 38



STRAIGHT CONNECTOR WITH FEED-IN

Straight connector with feed-in. Maximum load 16A.

230 V

R12263 white	€ 9.50
R12264 black	€ 9.50
R12265 silver grey	€ 9.35

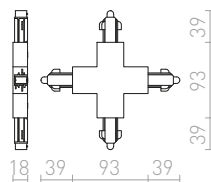


X CONNECTOR

X-connector with feed-in for 1-circuit tracks. Maximum load of 16A.

230 V

R12278 white	€ 18.50
R12279 black	€ 18.50
R12280 silver grey	€ 18

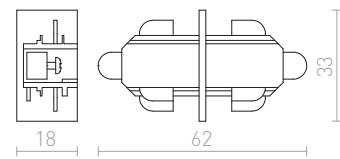


STRAIGHT JOINT

Straight joint for 1-circuit tracks.

230 V

R12260 white	€ 5.20
R12261 black	€ 5.35
R12262 silver grey	€ 5.20

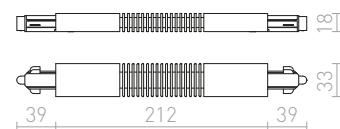


FLEX CONNECTOR

Flexible joint for 1-circuit tracks. Bend radius 70°-180°. Maximum load 16A.

230 V

R12281 white	€ 16.50
R12282 black	€ 16.50
R12283 silver grey	€ 17.50

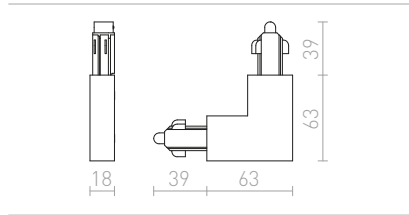




L CONNECTOR (INNER POLARITY)

L-connection with power supply for single-bar. Maximum load 16A.

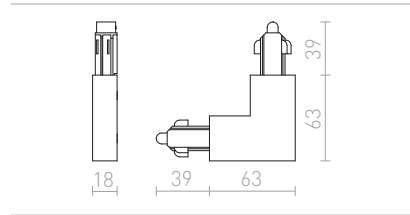
- 230 V
- R12269** white € 10.50
- R12270** black € 10.50
- R12271** silver grey € 9.80



L CONNECTOR (OUTER POLARITY)

L-connection with power supply for 1-circuit tracks. Maximum load 16A.

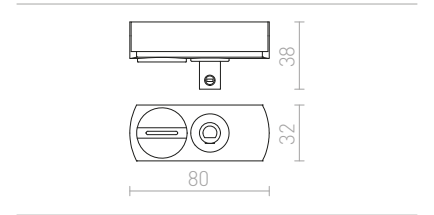
- 230 V
- R12266** white € 9.80
- R12267** black € 9.80
- R12268** silver grey € 9.80



ADAPTER

Adapter for 1-circuit tracks. Any pendant on just a single cable (not suspended by wire) can be used. Maximum load 16A. Maximum mechanical load 20N.

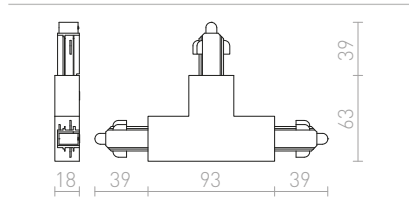
- 230 V
- R12293** white € 9.50
- R12294** black € 9.50
- R12295** silver grey € 9.50



T CONNECTOR, POLARITY LEFT

T-connection with power supply for single-bar. Maximum load 16A.

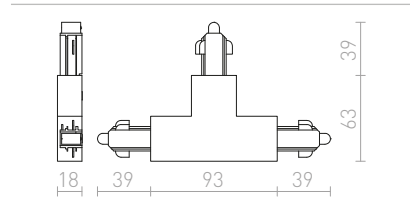
- 230 V
- R12272** white € 12.50
- R12273** black € 12.50
- R12274** silver grey € 13



T CONNECTOR, POLARITY RIGHT

T-connection with power supply for single-bar. Maximum load 16A.

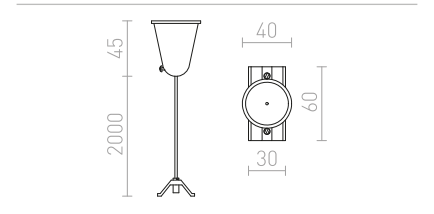
- 230 V
- R12275** white € 12.50
- R12276** black € 13
- R12277** silver grey € 13



2M WIRE SUSPENSION

Suspension wire for 1-circuit tracks.

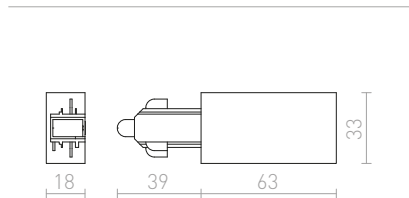
- R12296** white € 8.25
- R12297** black € 8.25
- R12298** silver grey € 8.25



FEED-IN, POLARITY LEFT

Feed-in for 1-circuit tracks. Maximum load 16A.

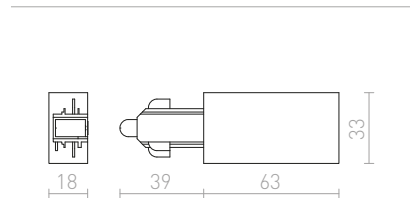
- 230 V
- R12284** white € 5.20
- R12285** black € 5.20
- R12286** silver grey € 5.20



FEED-IN, POLARITY RIGHT

Feed-in for 1-circuit tracks. Maximum load 16A.

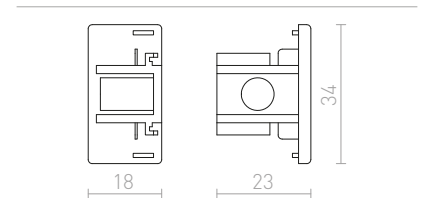
- 230 V
- R12287** white € 5.20
- R12288** black € 5.20
- R12289** silver grey € 5.20



END CAP

End cap for 1-circuit tracks.

- R12290** white € 1.35
- R12291** black € 1.35
- R12292** silver grey € 1.35





FOCUS

Dimmable tubular luminaire for 1-circuit tracks with the possibility of adjusting the light cone by zoom system 10 - 60°. The color temperature of the light can be changed with the switch on the luminaire, the 3000K, 4000K, 5000K. TRIAC dimming.

FOCUS 12 DIMM FOR 1-CIRCUIT TRACKS

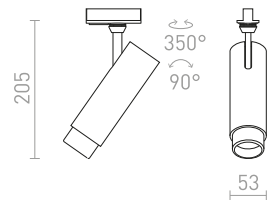
230 V LED 12 W $\angle 10-60^\circ$ 3000 K 4000 K 5000 K
780 lm Ra 80

R13878 white

€ 88 NEW

R13879 black

€ 88 NEW



FOCUS 20 DIMM FOR 1-CIRCUIT TRACKS

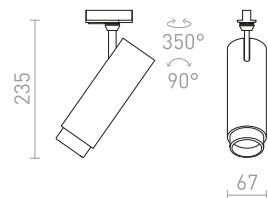
230 V LED 20 W $\angle 10-60^\circ$ 3000 K 4000 K 5000 K
1540 lm Ra 80

R13880 white

€ 120 NEW

R13881 black

€ 120 NEW





OPTIMUS

Tubular luminaire for 1-circuit tracks with the possibility of adjusting the light cone using a 10-50° zoom system. The luminaire is suitable for LED light sources with GU10 socket. Use light sources with a 120° beam angle in the luminaire to avoid unwanted shadows.

OPTIMUS FOR 1-CIRCUIT TRACKS

230 V LED GU10 9 W ∠10-50°

R13781 white

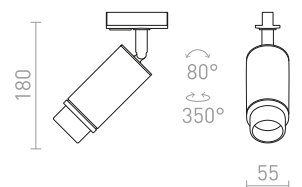
€ 58

R13782 black

€ 58



G12232





MAVRO

Cylindrical spotlight with built in LED for 1-circuit tracks. TRIAC dimming.

MAVRO DIMM FOR 1-CIRCUIT TRACKS

230 V LED 12 W $\angle 38^\circ$ 3000 K 1020 lm Ra 80

R13163 black/gold

€ 150

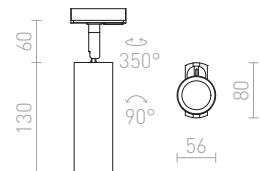
R13446 white

€ 150

R13849 gold

€ 150

NEW



MAVRO

Cylindrical spotlight with integrated LED for 1-circuit tracks.

MAVRO FOR 1-CIRCUIT TRACKS

230 V LED 12 W $\angle 38^\circ$ 3000 K 1020 lm Ra 80

R12993 white

€ 120

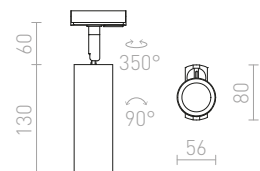
R12994 black/gold

€ 120

R13848 gold

€ 120

NEW





WISH

Dimmable cylindrical spotlight for 1-circuit tracks with an adjustable light colour with the switch on the luminaire: warm white (WW), Neutral white (NW), cool white (CW). TRIAC dimming.

WISH 20 DIMM FOR 1-CIRCUIT TRACKS

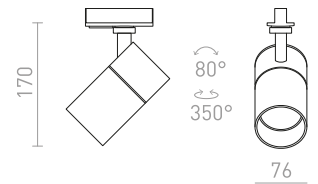
230 V LED 20 W $\angle 36^\circ$ 3000 K 4000 K 5000 K
1600 lm Ra 80

R13769 white

NEW

R13770 black

NEW



WISH 30 DIMM FOR 1-CIRCUIT TRACKS

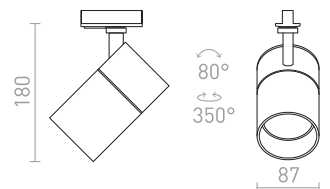
230 V LED 30 W $\angle 36^\circ$ 3000 K 4000 K 5000 K
2400 lm Ra 80

R13771 white

NEW

R13772 black

NEW





DUDE

Cylindrical spotlight with a GU10 socket for LED light sources and an adapter for 1-circuit tracks.

DUDE FOR 1-CIRCUIT TRACKS

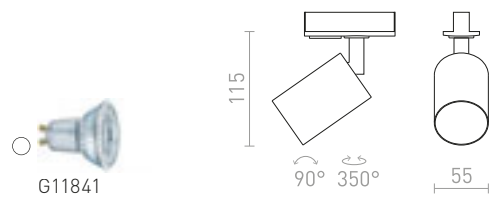
230 V LED GU10 9 W

R13926 white

€ 58 **NEW**

R13927 black

€ 58 **NEW**



BELENOS

Minimalistic cylindrical spotlight with a GU10 socket for 1-circuit tracks. Springs attached to the socket enable the use of light sources of various lengths.

BELENOS FOR 1-CIRCUIT TRACKS

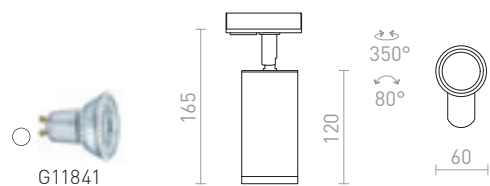
230 V LED GU10 9 W

R13367 white

€ 68

R13369 black

€ 68





FORZA

Cylindrical spotlight with a GU10 socket for 1-circuit tracks.

FORZA FOR 1-CIRCUIT TRACKS

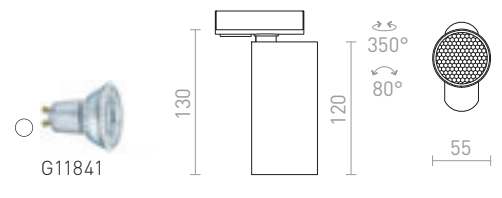
230 V LED GU10 10 W

R13350 white

€ 78

R13351 black

€ 78



CADENZA

Cylindrical spotlight with a GU10 socket for 1-circuit tracks.

CADENZA FOR 1-CIRCUIT TRACKS

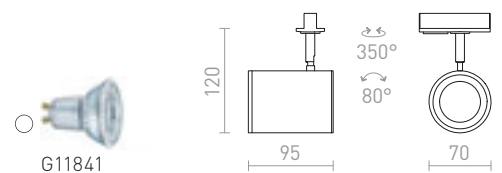
230 V LED GU10 10 W

R13346 white

€ 68

R13347 black

€ 68





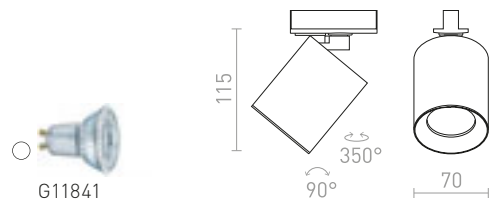

DARIO

Cylindrical spotlight with GU10 socket for LED light sources, including a decorative shade of brushed black brass. Different color-combinations are available by purchasing additional shades in other colours. For use with 1-circuit tracks.

DARIO FOR 1-CIRCUIT TRACKS

230 V GU10 9 W

R13870 white/brushed brass	€ 78	NEW
R13871 black/brushed brass	€ 78	NEW
R13872 brushed brass	€ 88	NEW

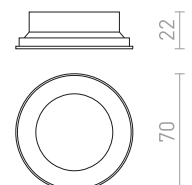



DARIO

Decorative inner shade of metal in various colors for the DARIO light.

DARIO DECORATIVE RING

R13876 white	€ 8.50	NEW
R13877 black	€ 8.50	NEW





CONNOR

Cylindrical spotlight with a GU10 socket for 1-circuit tracks.

CONNOR FOR 1-CIRCUIT TRACKS

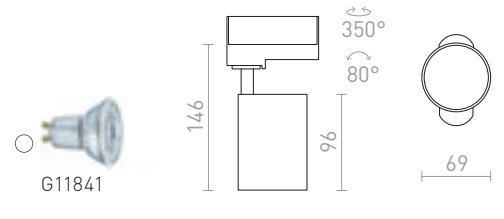
230 V LED GU10 10 W

R13497 white/black

€ 58

R13498 black/gold

€ 58



SIENA

Spotlight for 1-circuit tracks in two color options for light sources with a GU10 socket.

SIENA FOR 1-CIRCUIT TRACKS

230 V GU10 50 W

R13759 white

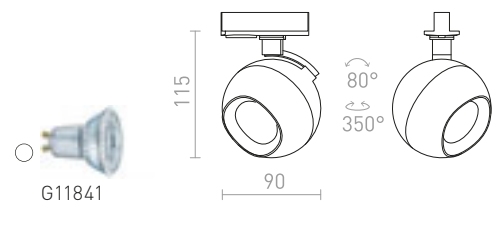
€ 78

NEW

R13760 black

€ 78

NEW



LALA

Cylindrical spotlight with GU10 socket for 1-circuit tracks.

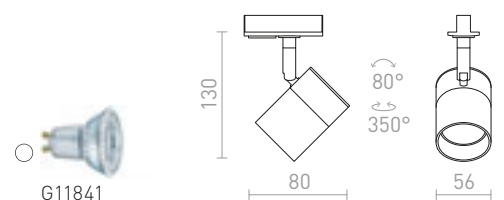
LALA FOR 1-CIRCUIT TRACKS

230 V GU10 50 W

R13767 black/brass

€ 58

NEW





BEEBA

Spotlight for 1-circuit tracks in two different colours.

BEEBA I FOR 1-CIRCUIT TRACKS

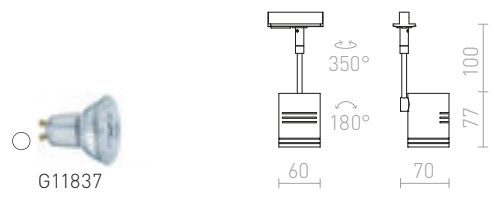
230 V GU10 35 W

R12308 white

€ 58

R12310 black

€ 58



BEEBA II FOR 1-CIRCUIT TRACKS

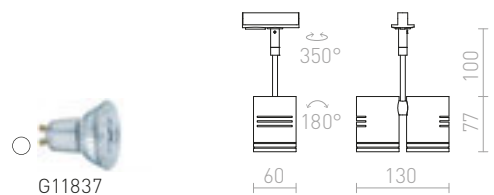
230 V GU10 2x35 W

R12314 white

€ 88

R12316 black

€ 88





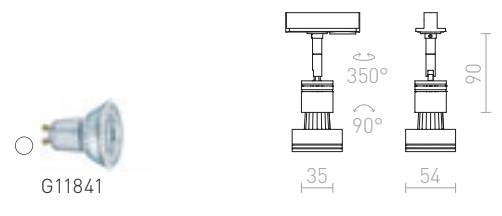
PURINA

Spotlight with a GU10 socket for 1-circuit tracks available in three colours. Delivered with a decorative shade for light sources with 51mm reflectors. ES111 light sources can also be used.

PURINA FOR 1-CIRCUIT TRACKS

230 V GU10 50 W

R12320 white	€ 48	▶
R12321 silver grey	€ 32	%
R12322 black	€ 48	▶



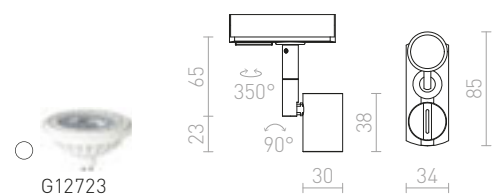
TRICA

Light for 1-circuit tracks with a GU10 socket. Suitable for both 111mm and 51mm diameter light sources. Product dimensions are given without a light source.

TRICA FOR 1-CIRCUIT TRACKS

230 V GU10 50 W

R12977 white	€ 29
R12978 black	€ 29





COPA

Pendant with a shade of glass for 1-circuit tracks.
Available in two colours.

COPA FOR 1-CIRCUIT TRACKS

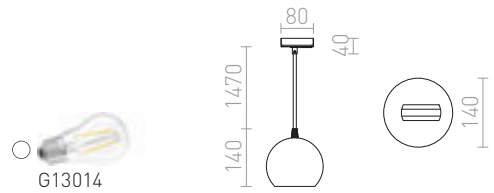
230 V E27 28 W

R13205 opal-colored glass

€ 178

R13206 black/glass

€ 188



LUNA

Opal-colored glass pendant with details in chrome and a transparent cable which is attached to an adapter for 1-circuit tracks.

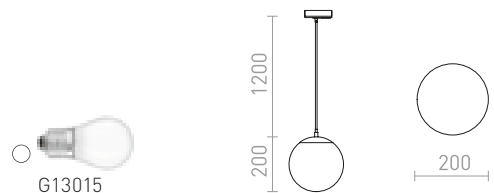
LUNA 20 FOR 1-CIRCUIT TRACKS

230 V LED E27 15 W

R13964 opal-colored glass/chrome

€ 120

NEW



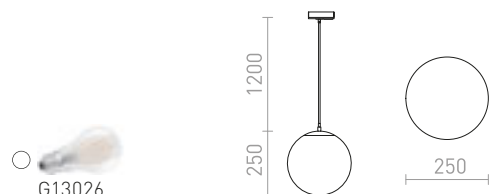
LUNA 25 FOR 1-CIRCUIT TRACKS

230 V LED E27 15 W

R13965 opal-colored glass/chrome

€ 178

NEW



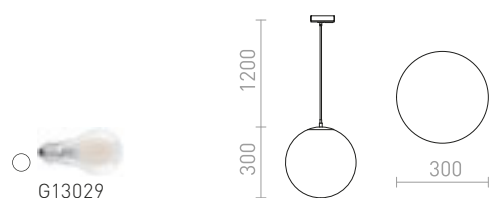
LUNA 30 FOR 1-CIRCUIT TRACKS

230 V E27 15 W

R13966 opal-colored glass/chrome

€ 215

NEW







ARAQ

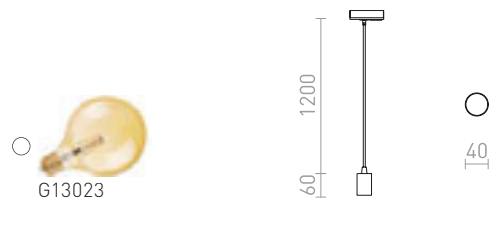
Pendant with a brass socket, textile cable and an adapter for 1-circuit tracks. Suitable for decorative E27 bulbs.

ARAQ FOR 1-CIRCUIT TRACKS PENDANT

230 V E27 42 W

R13978 brushed brass/black

€ 48 **NEW**



BELLINI

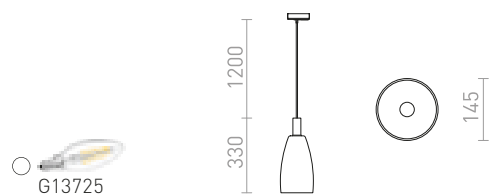
Glass pendant with lacquered details, an E14 socket for LED light sources and an adapter for 1-circuit tracks.

BELLINI L E14 FOR 1-CIRCUIT TRACKS PENDANT

230 V E14 15 W

R13963 white/clear glass

€ 188 **NEW**





PULIRE

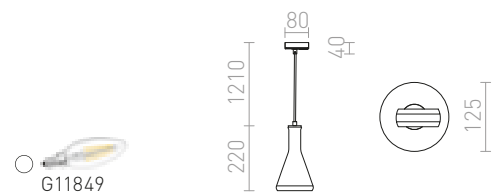
Retro-style pendant of tinted glass with an adapter for 1-circuit tracks.

PULIRE CON FOR 1-CIRCUIT TRACKS

230 V E14 28 W

R13209 opal-colored glass/wood

€ 120

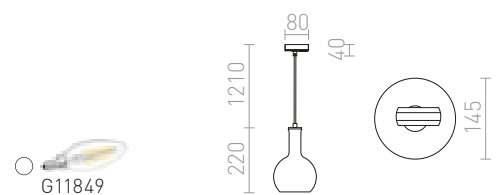


PULIRE RD FOR 1-CIRCUIT TRACKS

230 V E14 28 W

R13210 opal-colored glass/wood

€ 120





JULIETTA

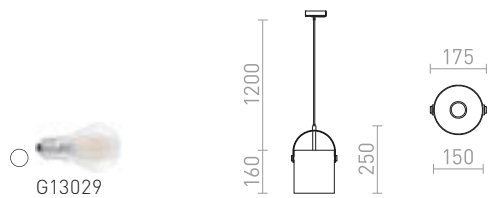
Pendant with a cylindrical opal-colored shade, details in lacquered metal, black textile cable and adapter for 1-circuit tracks.

JULIETTA 16 FOR 1-CIRCUIT TRACKS

230 V E27 20 W

R13860 opal-colored glass/black

€ 129

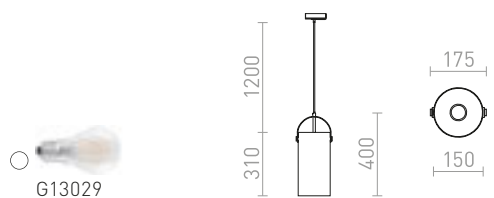


JULIETTA 31 FOR 1-CIRCUIT TRACKS

230 V E27 20 W

R13861 opal-colored glass/black

€ 178





GIULIA

Pendant lamp with a lacquered metal shade and textile cable. The cable is attached to an adapter for 1-circuit tracks.

GIULIA 12 FOR 1-CIRCUIT TRACKS

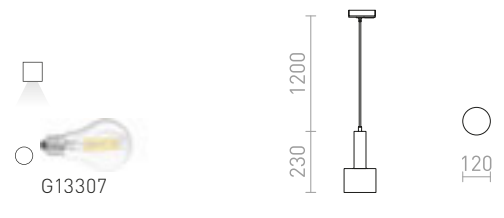
230 V E27 40 W

R13986 white/chrome

€ 68 **NEW**

R13987 black/gold brown/brass

€ 68 **NEW**



GIULIA 20 FOR 1-CIRCUIT TRACKS

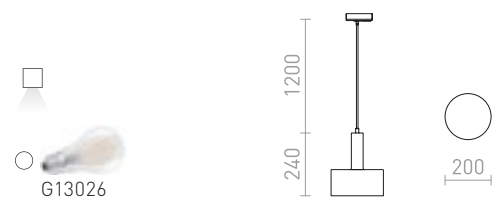
230 V E27 40 W

R13988 white/chrome

€ 78 **NEW**

R13989 black/gold brown/brass

€ 88 **NEW**





CHOUPELLE

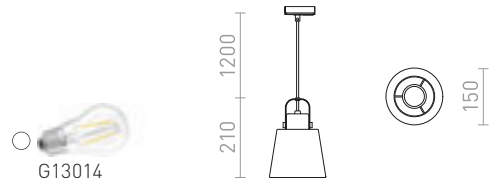
Pendant for 1-circuit tracks with a textile shade, wooden details and a socket for E27 LED light sources.

CHOUPELLE FOR 1-CIRCUIT TRACKS

230 V E27 15 W

R13720 black grey/textile/wood

€ 129



BABADES

Pendant with a shade in chrome or matte nickel, a black textile cable and adapter for 1-circuit tracks.

BABADES FOR 1-CIRCUIT TRACKS

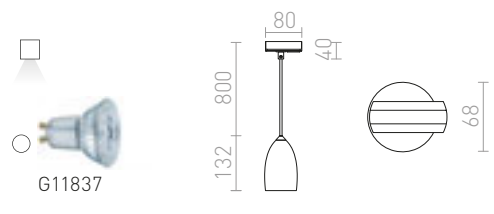
230 V GU10 35 W

R13212 chrome

€ 68

R13213 matt nickel

€ 68



ICAR

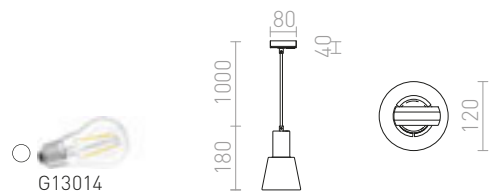
Minimalistic pendant with a textile shade, black textile cable and an adapter for 1-circuit tracks.

ICAR FOR 1-CIRCUIT TRACKS

230 V E27 15 W

R13214 black/gold

€ 120 →





MAVRO

Elegant tube-shaped LED pendant suitable over bar counters or kitchen islands. The cable is attached to a adapter for 1-circuit tracks.

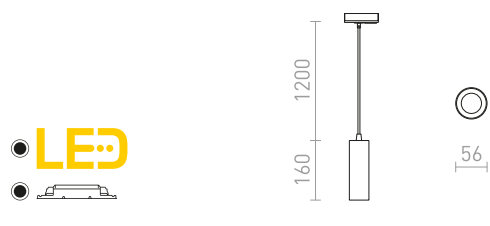
MAVRO FOR 1-CIRCUIT TRACKS PENDANT

230 V LED 12 W $\angle 38^\circ$ 3000 K 1020 lm Ra 80

R13980 white € 120 NEW

R13981 gold € 120 NEW

R13982 black/gold € 120 NEW



BELENOS

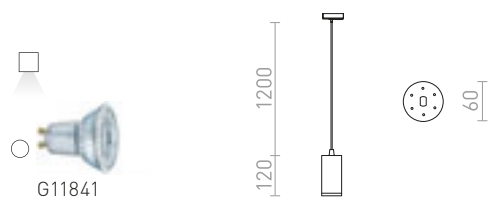
Minimalistic cylindrical pendant for GU10 light sources on a round base. Springs attached to the socket enable the use of light sources of various lengths. The cable is attached to a adapter for 1-circuit tracks.

BELENOS FOR 1-CIRCUIT TRACKS PENDANT

230 V LED GU10 9 W

R13862 white € 68

R13863 black € 68





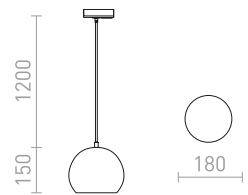
AGNETA

Round metal pendant for use with a suitable E27 light source. The cable is attached to an adapter for 1-circuit tracks.

AGNETA FOR 1-CIRCUIT TRACKS PENDANT

230 V E27 40 W

R13970 white	€ 68	NEW
R13971 black	€ 68	NEW
R13972 brushed brass	€ 98	NEW
R13973 brushed copper	€ 98	NEW





DESTY

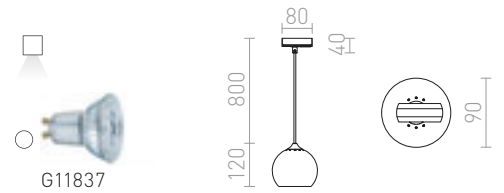
Pendant with a metal shade for 1-circuit tracks.

DESTY FOR 1-CIRCUIT TRACKS

230 V GU10 35 W

R13211 black/chrome

€ 88



BLONDIE

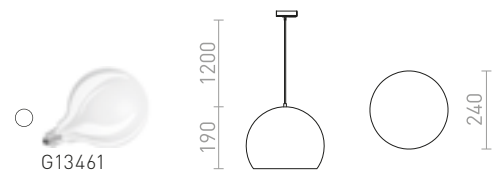
Pendant with a dented metal shade. The outside of the shade is copper-colored and the inside is white-lacquered. Supplied with a black PVC-cable with adapter for 1-circuit tracks.

BLONDIE 25 FOR 1-CIRCUIT TRACKS

230 V E27 42 W

R13726 copper

€ 215



ELISA

Textile cable in various color combinations with a metal E27 socket and adapter for 1-circuit tracks, for use with a decorative bulb or a suitable shade.

ELISA FOR 1-CIRCUIT TRACKS

230 V E27 28 W

R13201

€ 58

R13202

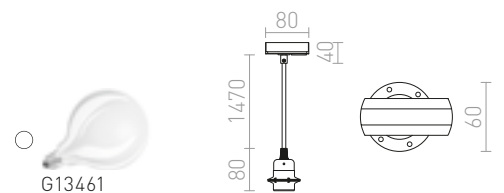
€ 58


R13203

€ 58

R13204

€ 68





LED STRIP ORION

RGBW LED-strip that can be set to different colours or white with various colour temperatures (3000K - 450lm/m). Comes in a 5 m length that can be cut every 5 cm, and has a double-sided tape on the back of the strip. Suitable LED Driver and controller needs to be added and is sold separately. We recommend to buy our controller G13804, which is tested and verified and enabled control of the LED strip by either remote (included in the G13804 bundle), by use of Amazon Alexa, Google Assistant or with apps such as Smart Life and Tuya Smart.

LED STRIP ORION RGBW LED-STRIP 5M

12V= LED 96 W $\angle 120^\circ$ RGBW up to 2250 lm Ra 80

G13820

€ 58



5000x12 mm



LED STRIP ORION

RGB LED-strip with the ability to change colors which comes in 5m lengths that can be cut every five cm. The strip has a double sided tape on the back of it. Suitable LED Driver and controller needs to be added and is sold separately. We recommend to buy our controller G13804, which is tested and verified and enabled control of the LED strip by either remote (included in the G13804 bundle), by use of Amazon Alexa, Google Assistant or with apps such as Smart Life and Tuya Smart.

LED STRIP ORION RGB LED-STRIP 5M

12V= LED 72 W $\angle 120^\circ$ RGB 2250 lm Ra 80

G13800

€ 38 →



5000x10 mm



LED STRIP ORION WI-FI REMOTE 5 IN 1

Wi-Fi remote 5 in 1 that enables controlling of LED-strips with Amazon Alexa, Google Assistant as well as Smart Life or Tuya Smart (apps). Also in the box is a Wi-Fi remote which can be used to control RGB-strips or to dim one-colored LED-strip G13798, G13799.

G13804

€ 24

**LED STRIP ORION 60 DRIVER**

LED Driver 60W 12V for connecting of LED-strips.

230 V/12 V= 60 W IP67

G13801**€ 22**

25x202x35 mm

**LED STRIP ORION 100 DRIVER**

LED Driver 100W 12V for connecting of LED-strips.

230 V/12 V= 100 W IP67

G13802**€ 29**

35x178x53 mm

**LED STRIP ORION 150 DRIVER**

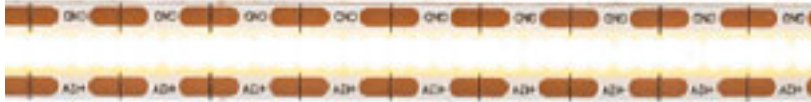
LED Driver 150W 12V for connecting of LED-strips.

The driver has an extra output for wires.

230 V/12 V= 150 W IP67

G13803**€ 48**

33x199x61 mm



LED STRIP ORION

COB LED-strip with high output. The strip has an even glow throughout its entire length, with no visible spots. Supplied in 5m lengths that can be cut every 0.75 cm and has a double sided tape at the back of it. Suitable driver needs to be added and is sold separately. The strip can be dimmed by using remote G13804. 3000K - 950lm/m; 4000K - 1000lm/m

LED STRIP ORION LED-STRIP 5M

12V= LED 50 W $\angle 120^\circ$ 3000 K 2375 lm Ra 80

G13798

€ 58



5000x8 mm

LED STRIP ORION LED-STRIP 5M

12V= LED 50 W $\angle 120^\circ$ 4000 K 2500 lm Ra 80

G13799

€ 58



5000x8 mm



LED STRIP ORION WI-FI REMOTE 5 IN 1

Wi-Fi remote 5 in 1 that enables controlling of LED-strips with Amazon Alexa, Google Assistant as well as Smart Life or Tuya Smart (apps). Also in the box is a Wi-Fi remote which can be used to control RGB-strips or to dim one-colored LED-strip G13798, G13799.

G13804

€ 24

**LED STRIP ORION 60 DRIVER**

LED Driver 60W 12V for connecting of LED-strips.

230 V/12 V= 60 W IP67

G13801**€ 22**

25x202x35 mm

**LED STRIP ORION 100 DRIVER**

LED Driver 100W 12V for connecting of LED-strips.

230 V/12 V= 100 W IP67

G13802**€ 29**

35x178x53 mm

**LED STRIP ORION 150 DRIVER**

LED Driver 150W 12V for connecting of LED-strips.

The driver has an extra output for wires.

230 V/12 V= 150 W IP67

G13803**€ 48**

33x199x61 mm



LED STRIP IP20 5M

LED-strip suitable for decorative indoor illumination. Supplied in a 5-meter package that can be cut every 5 cm, with adhesive tape on the back. The strip is available in warm or cool white versions. A driver and connector need to be added (sold separately).

12 V= LED 60 W 5000 lm Ra 80

G12366 3000 K

€ 14

G12367 4000 K

€ 14



G13802



5000x8 mm



LED STRIP IP20 CONNECTOR

Feed-in for LED STRIP IP20 G12366 and G12367.

G12370

€ 0.50



150 mm

LED STRIP IP20 JOINT

Feed-in for LED STRIP IP20 G12366 and G12367.

G12368

€ 0.80



165 mm

LED STRIP IP20 STRAIGHT JOINT

Feed-in for LED STRIP IP20 G12366 and G12367.

G12369

€ 0.40



5x16x13 mm

LED STRIP DRIVER

Driver for 12V= LED strips.

230 V/12 V= 72 W

G12377

€ 22



42x100x160 mm

**LED STRIP IP54 5M**

LED-strip suitable for decorative illumination in wet environments. Supplied in a 5-meter package that can be cut every 5 cm, with adhesive tape on the back. The strip is available in warm or cool white versions. A driver and connector need to be added (sold separately).

12 V= LED 60 W 5000lm Ra 80 IP54

G12371 3000 K

€ 24

G12372 4000 K

€ 24



G13802



5000x8 mm

LED STRIP IP54 CONNECTOR

Feed-in for LED STRIP IP54 G12371 and G12372.

G12375

€ 0.70



150 mm

LED STRIP IP54 JOINT

Feed-in for LED STRIP IP54 G12371 and G12372.

G12373

€ 1.20



165 mm

LED STRIP IP54 STRAIGHT JOINT

Feed-in for LED STRIP IP54 G12371 and G12372.

G12374

€ 0.50



8x15x14 mm

IP54

LED STRIP DIMMER WITH REMOTE

Remote control for 12V= LED strips, with dimmer function. Suitable for LED strips G12366, G12367, G12371 or G12372.

12 V= max. 108 W

G12378 white

€ 48



G13802



103x54x6 mm

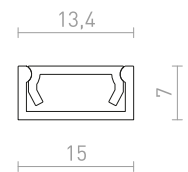


LED PROFIL

A surface-mounted aluminium profile for positioning a suitable LED strip. Supplied with a matt diffuser and accessories.

LED PROFILE G SURFACE MOUNTED 1M

R14086 white/matte acrylic/aluminum	€ 24	NEW
R14087 black/matte acrylic/aluminum	€ 24	NEW
R14088 anodized aluminum/matte acrylic	€ 18	NEW

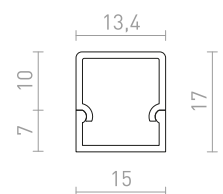


LED PROFIL

A surface-mounted aluminium profile for positioning a suitable LED strip. Supplied with a matt diffuser and accessories.

LED PROFILE H SURFACE MOUNTED 1M

R14089 white/matte acrylic/aluminum	€ 35	NEW
R14090 black/matte acrylic/aluminum	€ 35	NEW
R14091 anodized aluminum/matte acrylic	€ 29	NEW

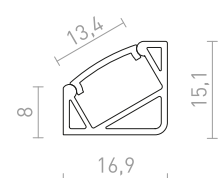


LED PROFIL

A corner asymmetric aluminium profile for positioning a suitable LED strip. Depending on the mounting method, the light will come out at an angle of 30° or 60°. Supplied with a matt diffuser and accessories.

LED PROFILE I 30/60 SURFACE MOUNTED 1M

R14092 anodized aluminum/matte acrylic	€ 26	NEW
---	-------------	-----



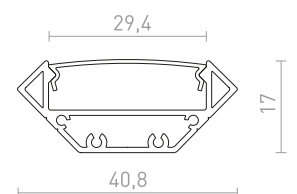


LED PROFIL

A corner aluminium profile for positioning suitable LED strips. Up to three 8-mm-wide LED strips or two 12-mm-wide LED strips can be placed in the profile. Supplied with a matt diffuser and accessories.

LED PROFILE J SURFACE MOUNTED 1M

R14093 white/matte acrylic/aluminum	€ 120	NEW
R14094 black/matte acrylic/aluminum	€ 120	NEW
R14095 anodized aluminum/matte acrylic	€ 98	NEW





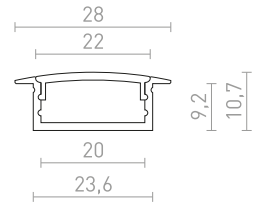
LED PROFIL

Aluminum profile for use with suitable LED-strip.
Includes a matte diffuser and accessories.

LED PROFILE A RECESSED 1M

R13864 aluminum/frosted acrylic

€ 26



↑ 9
1000x24



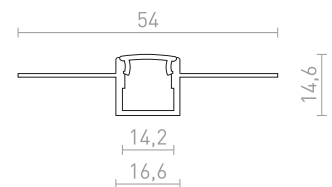
LED PROFIL

Aluminum profile for use with suitable LED-strip.
Includes a matte diffuser and accessories. Suitable for
recession into drywall.

LED PROFILE B RECESSED 1M

R13865 aluminum/frosted acrylic

€ 48



↑ 14
1000x17





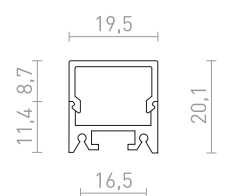
LED PROFIL

Aluminum profile for use with suitable LED-strip. Includes a matte diffuser and accessories.

LED PROFILE D SURFACE MOUNTED 1M

R13866 aluminum/frosted acrylic

€ 32





SHADES AND ACCESSORIES

PENDANT SHADES	572-573
TABLE/FLOOR LAMP SHADES	574-577
UNIVERSAL SHADES	578-593
PENDANT SETS	594-607
STANDS / BASES	608-617
CABLES	618-619



SHADES AND SHADE ACCESSORIES
PENDANT SHADES



ASPRO 40/30
572-573



ASPRO 55/30
572-573



DAISY
572-573

572-573



BEAT 38
572-573

SHADES AND SHADE ACCESSORIES
TABLE/FLOOR LAMP SHADES

574-577



CONNYP 15/15
574-575



CONNYP 15/30
574-575



CONNYP 25/30
574-575



CONNYP 35/30
574-575



ALVISA 24/15
576-577



AMBITUS 30/21
576-577



AMBITUS 46/24
576-577



NIZZA 18/15
576-577

SHADES AND SHADE ACCESSORIES
UNIVERSAL SHADES

578-593



RIDICK
578-579



ILLUSION 45/33
578-579



JAKARANDA 40
578-579



DELISA 25/16
580-581



DELISA 35/30
580-581



RON 60/19
582-583



RON 55/30
582-583



RON 15/20
584-585



RON 40/25
584-585



DOUBLE 40/30
586-587



DOUBLE 55/30
586-587



TEMPO 30/19
588-589



TEMPO 50/19
588-589



TEMPO 15/15
590-591



TEMPO 15/30
590-591



CASUAL 90/22
590-591



CASUAL 120/25
590-591



LOPE 80/23
592-593




LOPE 120/22
592-593

SHADES AND SHADE
ACCESSORIES
PENDANT SETS



MORE 60
594-595



MORE 80
594-595



RALLONG IV
594-595



RALLONG IV
594-595



RALLONG V
594-595



RALLONG V
594-595



KOMBIX 2
596-597



KOMBIX 3
596-597



KOMBIX 6
596-597



HEX
598-599



ELISA
600-601



FABIO
602-603



LISA
602-603



ENZO
602-603



SOLO SQ
604-605



SOLO R
604-605



POSTE
604-605



TRIX
604-605



SPIDER I
606-607

SHADES AND SHADE ACCESSORIES STANDS / BASES

608-617



BEND
608-609



HUDSON
608-609



WOODY
610-611



NIZZA 18/15
610-611



NIZZA
610-611



AMBITUS
612-613



AMBITUS
612-613



ALVIS
612-613



ALVIS
612-613



KEITH
614-615



MAUI
614-615



LUTON
614-615



NYC TRIPOD
614-615



NYC
616-617



NYC
616-617



CORTINA
616-617



CORTINA
616-617

SHADES AND SHADE ACCESSORIES CABLES

618-619




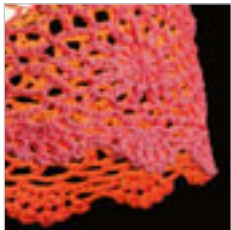
FIT 3x0,75 4m
618-619



FIT 3x0,75
618-619



FIT 3x0,75
618-619



DAISY

Crocheted pendant shade. A suitable pendant set needs to be added, for example: ELISA, ENZO, HEX, LISA.

DAISY PENDANT SHADE


max. 15 W

R13278 pink

€ 29 %

R13279 white/light grey

€ 29 %



BEAT

Solid quilted shade of imitation leather.

BEAT 38 PENDANT SHADE

max. 28 W

R13281 black

€ 48 %





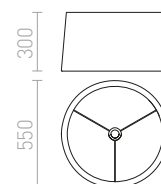
ASPRO

Textile shade with an E27 fitting. Suitable for use with pendant sets. PMMA diffuser (R11868) sold separately. Suitable accessories: HEX, ELISA, ENZO, KOMBIX, LISA, POSTE, TRIX.

ASPRO 55/30 SHADE

max 23 W

	R11466 Polycotton black/golden foil	€ 248
	R11482 Polycotton black/copper foil	€ 248
	R11494 Polycotton white/white PVC	€ 120
	R11577 Monaco petrol blue/silver PVC	€ 229
	R11588 Monaco dove gray/silver PVC	€ 229



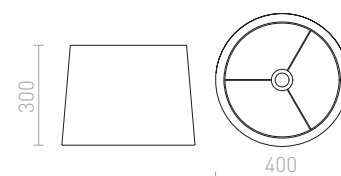
ASPRO

Textile shade with E27 fitting. Suitable for use with pendant sets. A PMMA diffuser (R11867, R11299) can be used with the shade. Suitable accessories: HEX, ELISA, ENZO, KOMBIX, LISA, POSTE, TRIX

ASPRO 40/30 SHADE

max 23 W

	R11467 Polycotton black/golden foil	€ 178
	R11483 Polycotton black/copper foil	€ 178
	R11495 Polycotton white/white PVC	€ 120
	R11578 Monaco petrol blue/silver PVC	€ 188
	R11589 Monaco dove gray/silver PVC	€ 188





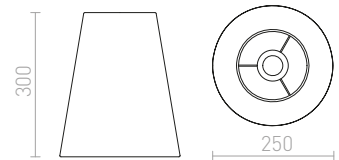
CONNYP

Textile shade for use with E27 table lamp stands. Suitable accessories: CORTINA, NYC, NYC TRIPOD, WOODY.

CONNYP 25/30 TABLE SHADE

max. 23 W

	R11371 Polycotton black/copper foil	€ 129
	R11497 Polycotton white/white PVC	€ 68
	R11580 Monaco petrol blue/silver PVC	€ 120
	R11591 Monaco dove gray/silver PVC	€ 120
	R11597 Polycotton black/golden foil	€ 129



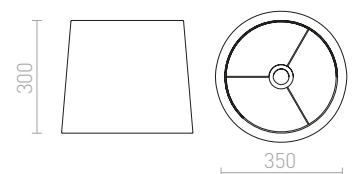
CONNYP

Textile shade for E27 for various floor stands. Suitable accessories: ALVIS, AMBITUS, CORTINA, NYC, NYC TRIPOD, WOODY.

CONNYP 35/30 SHADE

max. 23 W

	R11372 Polycotton black/copper foil	€ 178
	R11469 Polycotton black/golden foil	€ 178
	R11498 Polycotton white/white PVC	€ 88
	R11581 Monaco petrol blue/silver PVC	€ 178
	R11592 Monaco dove gray/silver PVC	€ 178






CONNY

Textile shade with E27 fitting for various table stands.
Suitable accessories: ALVIS, AMBITUS, CORTINA, NYC.

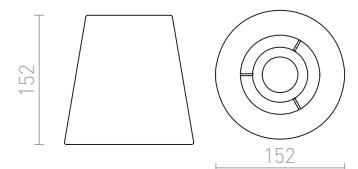
CONNY 15/15 SHADE

max 28 W



R11800
Polycotton white/white PVC

€ 68



CONNY

Textile shade for use with E27 table lamp stands. Suitable accessories: CORTINA, NYC.


CONNY 15/30 TABLE SHADE

max 23 W




R11370
Polycotton black/copper foil

€ 88



R11468
Polycotton black/golden foil

€ 98



R11496
Polycotton white/white PVC

€ 68



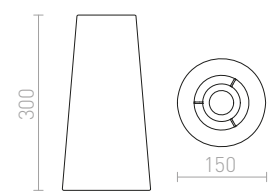
R11579
Monaco petrol blue/silver PVC

€ 98



R11590
Monaco dove gray/silver PVC

€ 98





AMBITUS

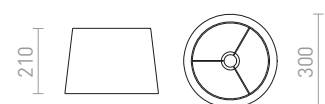
Textile shade with E27 fitting, suitable for table lamp stands: ALVIS, AMBITUS, CORTINA, MAUI, NYC, WOODY.

AMBITUS 30/21 TABLE SHADE

max. 28 W

R13841 Polycotton white

€ 68 **NEW**





NIZZA

Textile shade with E27 fitting, suitable for pendant sets or table lamp stand R12947.

NIZZA 18/15 SHADE

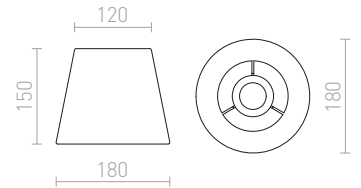
max 28 W

R13113 Polycotton white/white PVC

€ 58

R13114 Polycotton black/white PVC

€ 58



ALVIS

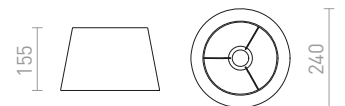
Textile lampshade with E27 fitting. Suitable for table lamp stands: ALVIS, CORTINA, MAUI, NYC, WOODY.

ALVIS 24/15 TABLE SHADE

max 28 W

R13524 cream white

€ 48



AMBITUS

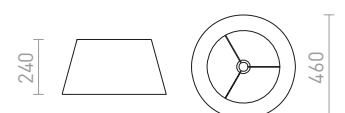
Textile shade with E27 fitting. Suitable for floor lamp stands: ALVIS, AMBITUS, CORTINA, NYC, NYC TRIPOD.

AMBITUS 46/24 FLOOR SHADE

max 28 W

R13526 cream white

€ 98





RIDICK

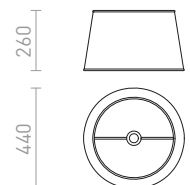
Black decorative shade with a golden inside, that can be combined with a pendant set or floor lamp stand. Suitable accessories: HEX, ELISA, ENZO, LISA, KOMBIX, BEND, ALVIS, AMBITUS, NYC.

RIDICK SHADE

max. 20 W

R13344 shiny black/golden foil

€ 68 →



ILLUSION

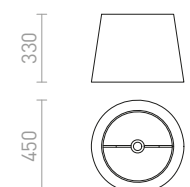
Decorative shade of chrome-colored foil, that can be combined with a pendant set or floor lamp stand. When the lamp is lit it becomes semi-transparent, and when it is powered off it has a reflective surface. Suitable accessories: HEX, ELISA, ENZO, LISA, KOMBIX, BEND, ALVIS, AMBITUS, NYC.


ILLUSION 45/33 SHADE

max. 20 W

R13417 chrome foil

€ 98 →





JAKARANDA

Textile shade with geometric 3D surface. For use with a pendant set, stand or base that has E27 socket. Suitable accessory which need to be purchased separately: HEX, ELISA, ENZO, KOMBIX, LISA, AMBITUS, ALVIS, CORTINA.

JAKARANDA 40 SHADE

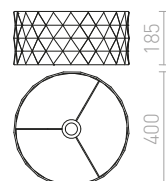
max 28 W

R12392 white


R12393 black

€ 120

€ 120







DELISA

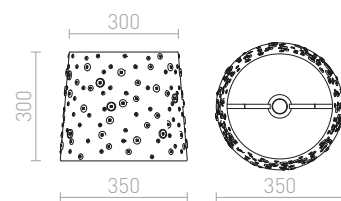
Decorative shade with multicolored buttons which can be combined with pendant sets or lamp stands.
Suitable accessories: HEX, ELISA, ENZO, LISA, KOMBIX, AMBITUS, ALVIS, CORTINA.

DELISA 35/30 SHADE

max 28 W

R12389 white/buttons

€ 78



DELISA

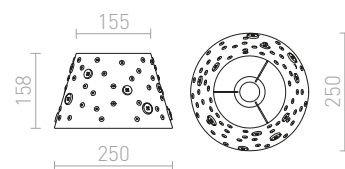
Decorative shade with multicolored buttons which can be combined with pendant sets or table lamp stands.
Suitable accessory: HEX, ELISA, ENZO, KOMBIX, LISA, AMBITUS, ALVIS, CORTINA.

DELISA 25/16 SHADE

max 28 W

R12388 white/buttons

€ 35





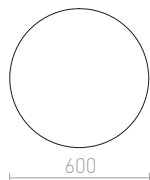
DIFFUSER

Round diffuser for use with textile shades.

DIFFUSER R 60 PMMA

G11869 frosted acrylic

€ 32



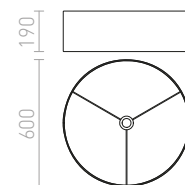
RON

Textile shade with E27 fitting to be combined with a ceiling base or pendant set. The PMMA diffusers (R11869, R12301) can be ordered for the shade, however the diffuser is not suitable for shade R11452. Matching accessories: HEX, ELISA, ENZO, LISA, POSTE, TRIX.

RON 60/19 SHADE

max. 23 W

	R11462 Polycotton black/golden foil	€ 178
	R11479 Polycotton black/copper foil	€ 178
	R11490 Polycotton white/white PVC	€ 120
	R11517 Chintz orange/white PVC	€ 98
	R11546 Chintz mint/silver foil	€ 188
	R11555 Chintz light grey/white PVC	€ 98
	R11565 Chintz lime/white PVC	€ 98
	R11573 Monaco petrol blue/silver PVC	€ 188
	R11584 Monaco dove gray/silver PVC	€ 188
	R11607 Chintz apricot/white PVC	€ 98
	R13052 Polycotton black/white PVC	€ 120





DIFFUSER

Round diffuser for use with textile shades.

DIFFUSER R 55 PMMA

G11868 frosted acrylic

€ 29

G12300 clear

€ 32



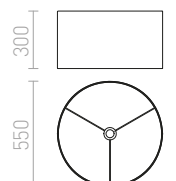
RON

Textile shade with E27 fitting. Suitable for combination with ceiling bases, pendant sets or stands, such as: HEX, ELISA, ENZO, LISA, POSTE, TRIX, KOMBIX. The PMMA diffuser (R11868, R12300) can be ordered separately for the shade.

RON 55/30 SHADE

max. 23 W

	R11463 Polycotton black/golden foil	€ 220
	R11480 Polycotton black/copper foil	€ 220
	R11491 Polycotton white/white PVC	€ 120
	R11518 Chintz orange/white PVC	€ 98
	R11556 Chintz light grey/white PVC	€ 98
	R11566 Chintz lime/white PVC	€ 98
	R11574 Monaco petrol blue/silver PVC	€ 188
	R11585 Monaco dove gray/silver PVC	€ 188
	R11608 Chintz apricot/white PVC	€ 98
	R13051 Polycotton black/white PVC	€ 120





DIFFUSER

Round diffuser for use with textile shades.

DIFFUSER R 40 PMMA

G11867 frosted acrylic

€ 17.50

G12299 clear

€ 19.50



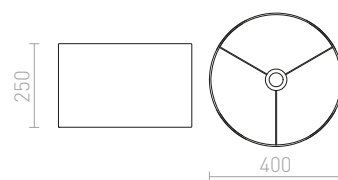
RON

Textile shade with E27 fitting. For installation on a ceiling base, pendant set or floor stand. A PMMA diffuser (R11867, R12299) can be ordered separately for the shade. The diffuser is not suitable for shade R11455. Suitable accessories: SOLO, HEX, ELISA, ENZO, LISA, KOMBIX, AMBITUS, ALVIS, CORTINA, NYC, NYC TRIPOD, WOODY.

RON 40/25 SHADE

max 23 W

	R11465 Polycotton black/golden foil	€ 138
	R11481 Polycotton black/copper foil	€ 138
	R11493 Polycotton white/white PVC	€ 88
	R11510 Chintz apricot/white PVC	€ 78
	R11520 Chintz orange/white PVC	€ 78
	R11549 Chintz mint/silver foil	€ 138
	R11558 Chintz light grey/white PVC	€ 78
	R11568 Chintz lime/white PVC	€ 78
	R11576 Monaco petrol blue/silver PVC	€ 138
	R11587 Monaco dove gray/silver PVC	€ 138
	R13050 Polycotton black/white PVC	€ 88





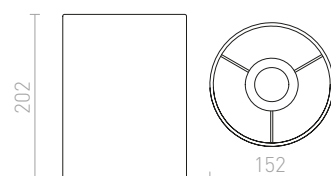
RON

Textile shade with E27 fitting, suitable for installation on pendant sets or table stands, eg: HEX, ELISA, ENZO, KOMBIX, LISA, MORE, CORTINA, NYC.

RON 15/20 SHADE

max. 28 W

	R11802 Polycotton black/golden foil	€ 98
	R11803 Polycotton black/copper foil	€ 98
	R11804 Polycotton white/white PVC	€ 68
	R11805 Chintz apricot/white PVC	€ 68
	R11806 Chintz orange/white PVC	€ 68
	R11809 Chintz lime/white PVC	€ 68
	R11810 Monaco dove gray/silver PVC	€ 88
	R11811 Monaco petrol blue/silver PVC	€ 88
	R13049 Polycotton black/white PVC	€ 68





DIFFUSER

Round diffuser for use with textile shades.

DIFFUSER R 55 PMMA

G11868 frosted acrylic
G12300 clear

€ 29
€ 32



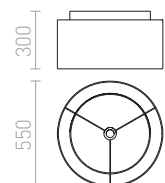
DOUBLE

Textile shade with E27 fitting. Suitable for Installation on a ceiling base or pendant set. The PMMA diffuser (R11868, R12300) can be ordered separately for the shade. Matching accessories: HEX, ELISA, ENZO, KOMBIX, LISA, POSTE, TRIX.

DOUBLE 55/30 SHADE

max. 23 W

	R11477 Polycotton black/golden foil	€ 215
	R11478 Polycotton black/copper foil	€ 215
	R11508 Chintz apricot/white PVC	€ 120
	R11516 Chintz orange/white PVC	€ 120
	R11545 Chintz mint/silver foil	€ 215
	R11554 Chintz light grey/white PVC	€ 120
	R11564 Chintz lime/white PVC	€ 120
	R11600 Polycotton white/white PVC	€ 138





DIFFUSER

Round diffuser for use with textile shades.

DIFFUSER R 40 PMMA

G11867 frosted acrylic
G12299 clear

€ 17.50
€ 19.50



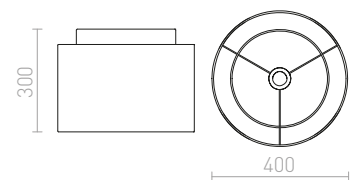
DOUBLE

Textile shade with E27 fitting. Suitable for installation on a ceiling base or pendant set. The PMMA diffuser (R11867, R12299) can be ordered separately for the shade. Matching accessories: HEX, ELISA, ENZO, KOMBIX, LISA.

DOUBLE 40/30 SHADE

max 23 W

	R11461 Polycotton black/golden foil	€ 178
	R11507 Chintz apricot/white PVC	€ 120
	R11515 Chintz orange/white PVC	€ 120
	R11535 Chintz olive/silverfoil	€ 120 %
	R11544 Chintz mint/silverfoil	€ 215
	R11553 Chintz light grey/white PVC	€ 120
	R11563 Chintz lime/white PVC	€ 120
	R11599 Polycotton white/white PVC	€ 129





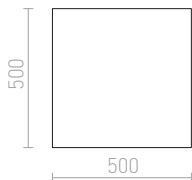
DIFFUSER

Square diffuser for use with textile shades.

DIFFUSER SQ 50 PMMA

G11871 frosted acrylic

€ 32



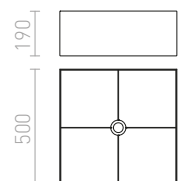
TEMPO

Textile shade with E27 fitting to be installed on a ceiling base or pendant set. The PMMA diffuser (R11871) can be ordered separately for the shade. Suitable accessories: HEX, ELISA, ENZO, KOMBIX, LISA, NYC.

TEMPO 50/19 SHADE

max. 23 W

	R11475 Polycotton black/golden foil	€ 178
	R11488 Polycotton black/copper foil	€ 178
	R11505 Polycotton white/white PVC	€ 98
	R11513 Chintz apricot/white PVC	€ 48 %
	R11523 Chintz orange/white PVC	€ 48 %
	R11542 Chintz olive/silverfoil	€ 48 %
	R11551 Chintz mint/silverfoil	€ 48 %
	R11561 Chintz light grey/white PVC	€ 78





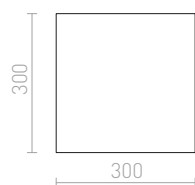
DIFFUSER

Square diffuser for use with textile shades.

DIFFUSER SQ 30 PMMA

G11870 frosted acrylic

€ 18



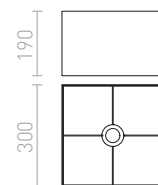
TEMPO

Textile shade with E27 fitting for installation on a ceiling base, pendant set or stand. A PMMA diffuser (R11870) can be ordered separately for the shade. Suitable accessories: SOLO, HEX, ELISA, ENZO, KOMBIX, LISA, NYC.

TEMPO 30/19 SHADE

max 23 W

	R11476 Polycotton black/golden foil	€ 129
	R11489 Polycotton black/copper foil	€ 129
	R11506 Polycotton white/white PVC	€ 78
	R11514 Chintz apricot/white PVC	€ 48 %
	R11524 Chintz orange/white PVC	€ 48 %
	R11543 Chintz olive/silverfoil	€ 48 %
	R11552 Chintz mint/silverfoil	€ 48 %
	R11562 Chintz light grey/white PVC	€ 38 %





TEMPO

Textile shade with E27 fitting. For installation on a pendant set or table base. Suitable accessories: HEX, ELISA, ENZO, KOMBIX, LISA, MORE, NYC.

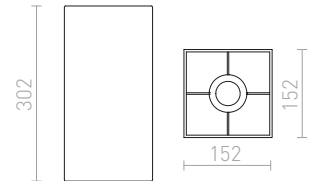
TEMPO 15/30 SHADE

max 28 W



R11822
Polycotton white/white PVC

€ 78



TEMPO

Textile shade with E27 fitting, suitable for installation on pendant sets or table stands, eg: HEX, ELISA, ENZO, KOMBIX, LISA, MORE, NYC.

TEMPO 15/15 SHADE

max 28 W



R11812
Polycotton black/golden foil

€ 88



R11813
Polycotton black/copper foil

€ 88



R11814
Polycotton white/white PVC

€ 58



R11815
Chintz apricot/white PVC

€ 58



R11816
Chintz orange/white PVC

€ 58



R11817
Chintz terracotta/white PVC

€ 29

%



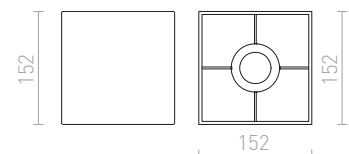
R11819
Chintz lime/white PVC

€ 58



R11820
Monaco petrol blue/silver PVC

€ 88





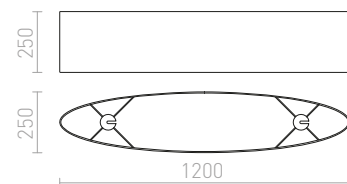
CASUAL

Textile shade for installation on ceiling base R11797 or pendant set R11798.

CASUAL 120/25 SHADE

max 23 W

	R11471 Polycotton black/golden foil	€ 329
	R11484 Polycotton black/copper foil	€ 329
	R11500 Polycotton white/white PVC	€ 178
	R11582 Monaco petrol blue/silver PVC	€ 278
	R11593 Monaco dove gray/silver PVC	€ 278



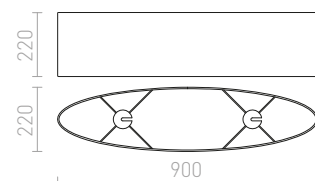
CASUAL

Textile shade for installation on the ceiling base R11795 or pendant set R11796.

CASUAL 90/22 SHADE

max 23 W

	R11472 Polycotton black/golden foil	€ 248
	R11485 Polycotton black/copper foil	€ 248
	R11501 Polycotton white/white PVC	€ 178
	R11583 Monaco petrol blue/silver PVC	€ 215
	R11594 Monaco dove gray/silver PVC	€ 215





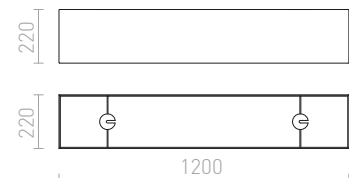
LOPE

Textile shade suitable for installation on ceiling base R11797 or pendant set R11798.

LOPE 120/22 SHADE

max 23 W

	R11473 Polycotton black/golden foil	€ 320
	R11486 Polycotton black/copper foil	€ 320
	R11502 Polycotton white/white PVC	€ 178
	R11611 Chintz apricot/white PVC	€ 88 %
	R11616 Chintz orange/white PVC	€ 88 %
	R11634 Chintz light grey/white PVC	€ 88 %
	R11639 Chintz lime/white PVC	€ 88 %





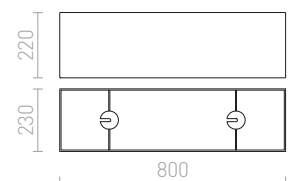
LOPE

Textile shade suitable for installation on ceiling base R11795 or pendant set R11796.

LOPE 80/23 SHADE

max 23 W

	R11474 Polycotton black/golden foil	€ 178
	R11487 Polycotton black/copper foil	€ 88 %
	R11503 Polycotton white/white PVC	€ 138
	R11511 Chintz apricot/white PVC	€ 35 %
	R11541 Chintz olive/silver foil	€ 88 %
	R11550 Chintz mint/silver foil	€ 88 %
	R11559 Chintz light grey/white PVC	€ 48 %
	R11569 Chintz lime/white PVC	€ 35 %





MORE

Linear ceiling base available in a glossy and a matte finish of 60 or 80 cm for suspension of three separate shades. Suitable for use with: RON 15/20, TEMPO 15/15, TEMPO 15/30.

MORE 80 PENDANT CEILING BASE

230 V E27 3x42 W

R11776 matt nickel

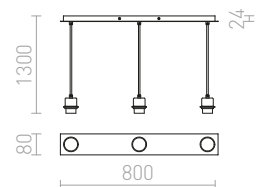
€ 58

%

R11777 chrome

€ 58

%



MORE 60 PENDANT CEILING BASE

230 V E27 3x42 W

R11774 matt nickel

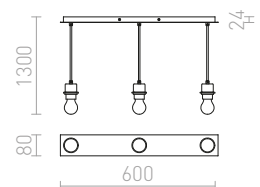
€ 48


%

R11775 chrome

€ 48

%





RALLONG

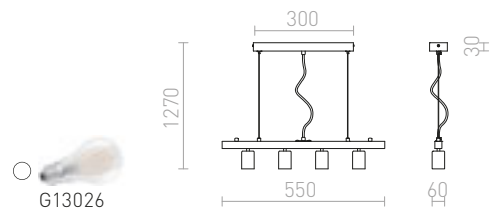
Pendant / ceiling base for oblong textile shades. RALLONG 4 combines with CASUAL 90 and LOPE 80 shades. RALLONG 5 can be combined with CASUAL 120 and LOPE 120 shades.

RALLONG IV PENDANT CEILING BASE

230 V E27 4x42 W

R11796 chrome

€ 68 %

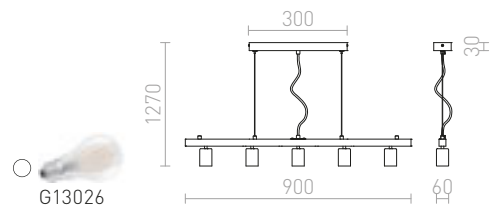


RALLONG V PENDANT CEILING BASE

230 V E27 5x42 W

R11798 chrome

€ 68 %

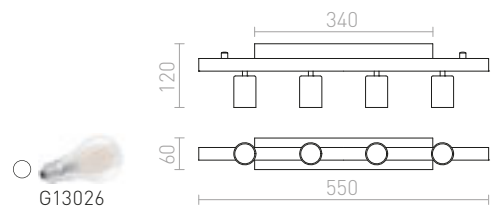


RALLONG IV CEILING BASE

230 V E27 4x42 W

R11795 chrome

€ 32 %

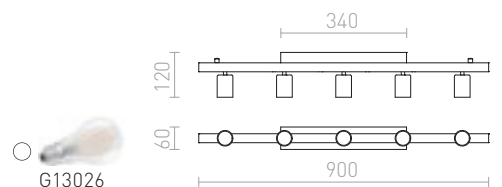



RALLONG V CEILING BASE

230 V E27 5x42 W

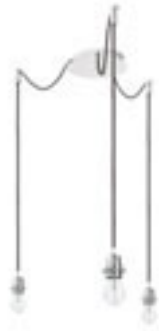
R11797 chrome

€ 48 %





R11778
€ 178



R11779
€ 229



R11780
€ 380



R11781
€ 158



R11782
€ 215



R11783
€ 335




R11787
€ 150



R11788
€ 215




R11789
€ 335



R11784
€ 158



R11785
€ 215



R11786
€ 398



R11778 + R11563



R11783 + R11810

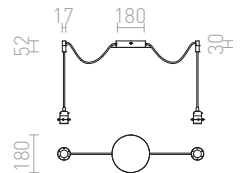


KOMBIX

Pendant with a central ceiling base and individual textile cables with metal E27 sockets, for use with decorative bulbs or suitable textile shades. The cables are equipped with chrome-plated ceiling grips, which can be placed at an individual distance from the base. Each cable length 3m.

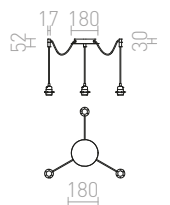
KOMBIX 2 PENDANT SETS

230 V E27 2x28 W



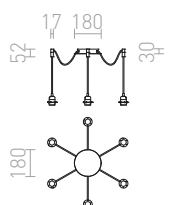
KOMBIX 3 PENDANT SETS

230 V E27 3x28 W



KOMBIX 6 PENDANT SETS

230 V E27 6x28 W





R11915
€ 58



R11914
€ 58



R11910
€ 58



R11911
€ 58



R11932
€ 68



R11943
€ 58



R11930
€ 58



R11938
€ 68



R11920
€ 58



R11918
€ 58



R11940
€ 68



R11909
€ 58



R11916
€ 58



R11912
€ 58



R11913
€ 58



R11945
€ 58



R11942
€ 58



R11941
€ 58



R11944
€ 58



R11931
€ 58



R11919
€ 58



R11927
€ 58



R11929
€ 58



R11917
€ 58



R11926
€ 58



R11923
€ 58



R11924
€ 58



R11922
€ 58



R11925
€ 58



R11937
€ 68



R11939
€ 68



R11935
€ 68



R11933
€ 58



R11934
€ 58



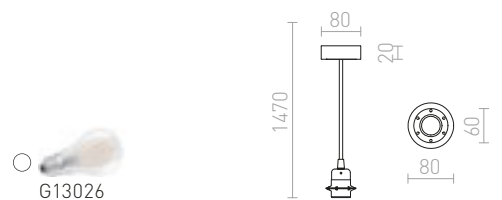
R11936
€ 68

HEX

Pendant set with a decorative base, metal E27 socket and textile cable. Can be used with or without a shade. Suitable shades: DOUBLE 40/30, DOUBLE 55/30, ASPRO 40/30, ASPRO 55/30, KARO 55/15, KARO 80/20, RON 40/25, RON 55/30, RON 60/19, TEMPO 30/19, TEMPO 50/19.

HEX PENDANT SETS

230 V E27 28 W





R11879
€ 48



R11886
€ 48



R11880
€ 48



R11892
€ 48



R11884
€ 48



R11888
€ 48



R11877
€ 48



R11891
€ 48



R11875
€ 48



R11896
€ 48



R11876
€ 48



R11894
€ 48



R11906
€ 48



R11885
€ 48



R11883
€ 48



R11882
€ 48



R11881
€ 48



R11889
€ 48



R11872
€ 48



R11887
€ 48



R11890
€ 48



R11874
€ 48



R11873
€ 48



R11878
€ 48



R11908
€ 48



R11897
€ 48



R11895
€ 48



R11893
€ 48



R11898
€ 48



R11905
€ 48



R11904
€ 48



R11903
€ 58



R11907
€ 48




R11900
€ 48



R11902
€ 58



R11901
€ 58



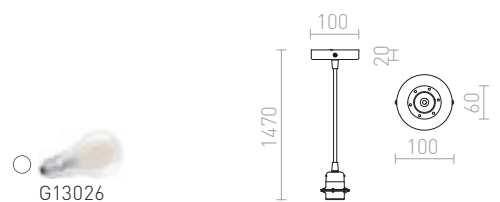
R11899
€ 48

ELISA

Pendant set with round metal base, textile cable and metal E27 socket. Can be used with or without shade. Suitable with: DOUBLE 40/30, DOUBLE 55/30, ASPRO 40/30, ASPRO 55/30, KARO 55/15, KARO 80/20, KARO 80/30, RON 40/25, RON 55/30, RON 60/19, TEMPO 30/19, TEMPO 50/19.

ELISA PENDANT SETS

230 V E27 28 W





FABIO

Elegant pendant set with porcelain ceiling cap, E27 socket and textile cable. Suitable for use with decorative bulbs. Dimensions of the ceramic socket are Ø/H 4.5/6 cm.

FABIO PENDANT SET

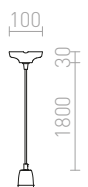
230 V E27 42 W

R10617 black/white/porcelain

R10618 black/porcelain

€ 32 %

€ 32 %





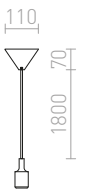
LISA

Pendant set with textile cable, silicone covered E27 socket and plastic ceiling cap. Suitable shades: ARISTA, DELI, DELISA, JAKARANDA, DOUBLE 40/30, DOUBLE 55/30, ASPRO 40/30, ASPRO 55/30, RON 15/20, RON 40/25, RON 55/30, RON 60/19, TEMPO 15/15, TEMPO 15/30, TEMPO 30/19, TEMPO 50/19.

LISA PENDANT SET

230 V E27 42 W

R10622 red	€ 18.50	%
R10623 green	€ 9.35	%
R10624 white	€ 24	
R10625 black	€ 24	



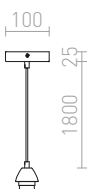
ENZO

Pendant set with chrome-plated elements, transparent cable and E27 socket. Suitable shades: ARISTA, DELI, DELISA, JAKARANDA, DOUBLE 40/30, DOUBLE 55/30, ASPRO 40/30, ASPRO 55/30, ASPRO 55/30, KARO 55/15, KARO 80/20, RON 15/20, RON 40/25, RON 55/30, RON 60/19, TEMPO 15/15, TEMPO 15/30, TEMPO 30/19, TEMPO 50/19.

ENZO PENDANT SET

230 V E27 42 W

R10616 chrome	€ 28
----------------------	-------------





SOLO

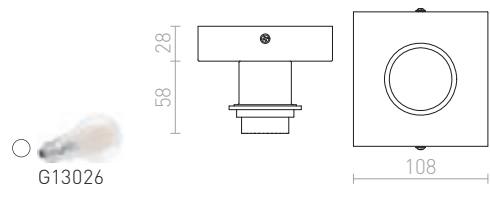
Round ceiling base with E27 socket for textile shades.
Suitable for use with the following shades: DELI 30/20, DOUBLE 40/30, JAKARANDA, RON 40/25, TEMPO 30/19.

SOLO SQ CEILING BASE

230 V E27 53 W

R12584 chrome

€ 28

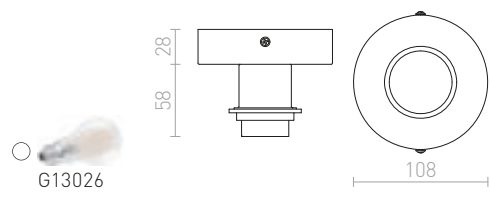


SOLO R CEILING BASE

230 V E27 53 W

R12583 chrome

€ 28



POSTE

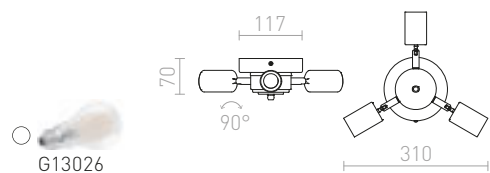
Chrome-plated ceiling base with three adjustable E27 sockets. For textile shades larger than 30 cm. Suitable shades are: DELI 55/30, DOUBLE 55/30, RON 55/30, RON 60/19, TEMPO 50/19.

POSTE CEILING BASE

230 V E27 3x20 W

R11799 chrome

€ 68





TRIX

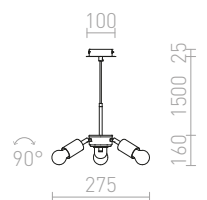
Pendant set with three sockets that have 90° tilt ability.
Suitable shades: DOUBLE 55/30, ASPRO 55/30, KARO 55/15, KARO 80/20, RON 55/30, RON 60/19, TEMPO 50/19.

TRIX PENDANT SET

230 V E27 3x42 W

R10615 chrome

€ 98





SPIDER

Flexible solution that can be supplemented with either a decorative light source or a light shade. Attached to either wall or ceiling using grips along a black textile cable. The set is available with either 4 black plastic or chrome-plated grips. Extra grips can be ordered separately. Suitable shades: ARISTA, ASPRO, DOUBLE, JAKARANDA, RON.

SPIDER I PENDANT SET

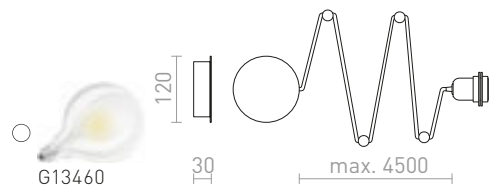
230 V E27 15 W

R13492 black

€ 58

R13493 black/chrome

€ 78





SPIDER

Replacement cable grips for SPIDER set R13492 and R13493.

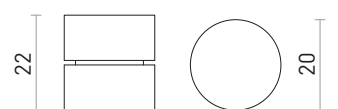
SPIDER FITTING

R13494 black/plastic

€ 2.20

R13495 chrome/metal

€ 5.80







HUDSON

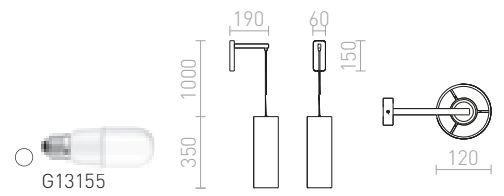
Wall lamp with chrome-colored base and vertical cable, complimented with a cylindrical textile shade.

HUDSON WALL

230 V E27 28 W

R13284 white/chrome

€ 138



BEND

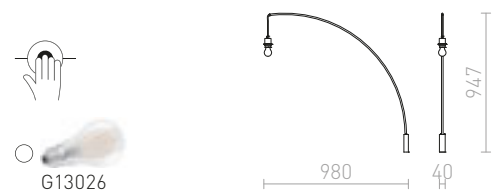
Wall mounted base in a nickel finish with switch and wall-plug on the power cable. For textile shades with E27 fitting. Suitable accessories: RON 40/25, ASPRO 40/30.

BEND ARCHED WALL-MOUNTED BASE

230 V E27 42 W

R12654 matt nickel

€ 150





NIZZA

Table lamp with wooden adjustable arm, lacquered metal base and black textile cable. For shades with E14 or E27 fitting.

NIZZA TABLE BASE

230 V E14 28 W

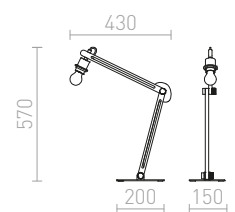
R12947 white/wood

€ 138

%



G12243





NIZZA

Textile shade with E27 fitting, suitable for pendant sets or table lamp stand R12947.

NIZZA 18/15 SHADE

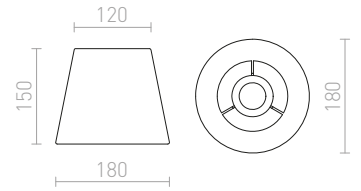
max 28 W

R13113 Polycotton white/white PVC

€ 58

R13114 Polycotton black/white PVC

€ 58



WOODY

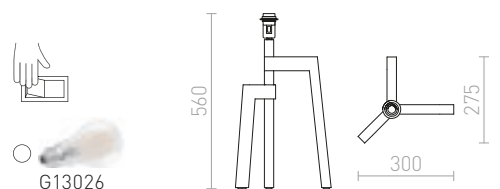
Wooden table stand with E27 socket. The power switch is located on the E27 socket for easy access. Suitable shades: DELISA 25/16, CONNY 15/30, CONNY 35/30, RON 40/25, TEMPO 30/19.


WOODY TABLE LAMP BASE

230 V E27 25 W

R11791 oak

€ 98





AMBITUS

Table lamp stand of bamboo with E27 socket. Suitable shades: ALVIS 24/15, DELISA 25/16, CONNY 15/30, CONNY 35/30, RON 40/25, TEMPO 30/19.

AMBITUS TABLE BASE

230 V E27 28 W

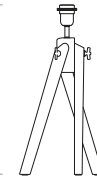
R13303 bamboo

€ 120



G13026

490



250

AMBITUS

Floor lamp stand of bamboo with E27 socket. Suitable shades: AMBITUS 46/24, DELISA 35/30, CONNY 25/30, CONNY 35/30, RON 40/25, TEMPO 30/19.

AMBITUS FLOOR BASE

230 V E27 28 W

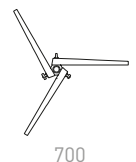
R13304 bamboo

€ 258



G13461

1290



700



ALVIS

Tripod floor lamp stand of bamboo that is height adjustable, with E27 socket. Suitable shades: AMBITUS 46/24, DELISA 35/30, CONNY 25/30, CONNY 35/30, RON 40/25, TEMPO 30/19.

ALVIS FLOOR BASE

230 V E27 28 W

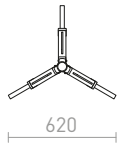
R13340 bamboo/chrome

€ 215



G13461

775 - 1210



ALVIS

Tripod table lamp stand of bamboo with E27 socket. Suitable shades: ALVIS 24/15, DELISA 25/16, CONNY 15/30, CONNY 35/30, RON 40/25, TEMPO 30/19.

ALVIS TABLE BASE

230 V E27 28 W

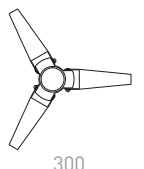
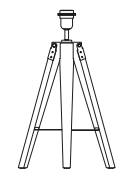
R13339 bamboo/chrome

€ 98



G13014

510





KEITH

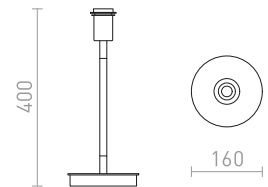
Table lamp stand of imitation beech with an USB port. Can be combined with shades that have a E27 fitting. Suitable shades: CONNY 15/30, DELI 30/20, DELISA 25/16, RON 15/20.

KEITH TABLE BASE WITH USB

230 V E27 40 W

R13639 white/beech

€ 98



LUTON

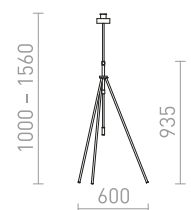
Elegant tripod in black with brass details. Can be combined with shades that have an E27 fitting. Suitable shades: AMBITUS 46/24, DELISA 35/30, CONNY 25/30, CONNY 35/30, RON 40/25, TEMPO 30/19.

LUTON FLOOR BASE

230 V E27 40 W

R13640 black/brass

€ 150





MAUI

Wooden table lamp stand with E27 socket. Suitable shades: CONNY 15/30, DELI 30/20, DELISA 25/16, RON 15/20.

MAUI TABLE BASE

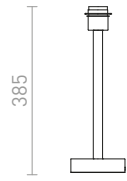
230 V E27 20 W

R13437 wood

€ 48 %



G13014



NYC

Chrome-plated floor lamp stand for E27 shades. Suitable with the following shades: CONNY 25/30, CONNY 35/30, JAKARANDA, RON 40/25, TEMPO 30/19.

NYC TRIPOD TRIPOD FLOOR LAMP

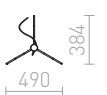
230 V E27 42 W


R11992 chrome

€ 120



G13026





CORTINA

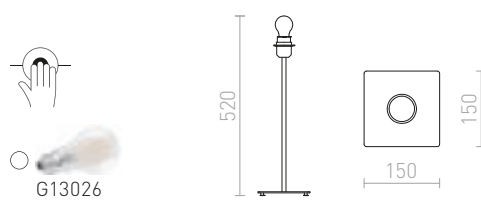
Metal table lamp stand for E27 shades. Suitable for the following shades: CONNY 15/15, CONNY 15/30, RON 15/20, TEMPO 15/15, TEMPO 15/30.

CORTINA TABLE BASE

230 V E27 28 W

R12927 grey

€ 25 %



CORTINA

Metal floor lamp stand for E27 shades. Suitable for the following shades: CONNY 25/30, CONNY 35/30, RON 40/25, TEMPO 30/19.

CORTINA FLOOR BASE

230 V E27 28 W

R12930 black

€ 78

R13809 white

€ 78





NYC

Table lamp stand in two variants for E27 shades.
Suitable for the following shades: CONNY 15/15, CONNY 15/30, RON 15/20, TEMPO 15/15, TEMPO 15/30.

NYC TABLE LAMP

230 V E27 42 W

R11990 chrome

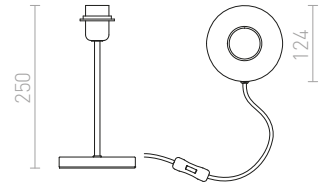
€ 48

R12041 matt nickel

€ 48



G13026



NYC

Floor lamp stand with a chrome finish for E27 shades.
Suitable for the following shades: CONNY 25/30, CONNY 35/30, JAKARANDA, RON 40/25, TEMPO 30/19.

NYC FLOOR LAMP

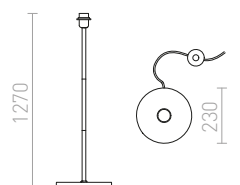
230 V E27 42 W

R11991 chrome

€ 120



G13026





FIT

Three-core cable covered by textile in different colours.
Comes in a 4 m length.

FIT 3x0,75 4M TEXTILE CABLE

230 V

R10251 black

€ 24

R10252 white

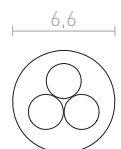
€ 14


R10253 red

€ 14

R10254 grey

€ 14



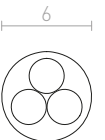


FIT

Three-core plastic cable in three color versions. Can be ordered by the meter. The cable has technical parameters printed on it for legal reasons.

FIT 3x0,75 PPM CABLE

R12228 transparent	€ 3.50
R12229 grey	€ 3.20
R12230 black	€ 3.20

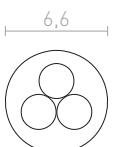



FIT

Three-core cable covered by textile in different colours. Can be ordered by the meter.

FIT 3x0,75 PPM TEXTILE CABLE

R12214 white	€ 5
R12216 black/white	€ 5
R12222 black	€ 5
R12223 grey	€ 5
R12224 red	€ 5
R12225 lime	€ 5
R12226 fuchsia	€ 5
R12227 red/white	€ 5





OUTDOOR LIGHTING

DECORATIVE	630-631
SETS	632-647
CEILING	648-655
INDIRECT	656-657
WALL, ANGULAR	658-671
UP - DOWN	672-693
WALL, DIRECTIONAL	694-697
ON SPIKE	698-703
GUIDING LIGHTS	704-711
WALL-RECESSED	712-723
GROUND-RECESSED	724-725

OUTDOOR LIGHTING DECORATIVE



BABYMOON 56
630-631



BEACON
630-631

630-631

OUTDOOR LIGHTING SETS



ELIA
632-633



ELIA PIR
632-633



ELIA
632-633

632-647



BOSANOVA 120
632-633



BOSANNA 150
632-633



BONNIE
634-635



BONNIE 80
634-635



CLYDE
634-635



CLYDE 60
634-635



VADIS
636-637



VADIS 90
636-637



GARRET
636-637



ABAX 65
638-639



SONET
638-639



SONET 450
638-639



PONDER 20
640-641



PONDER 65
640-641



TREEZA LED 25
640-641



TREEZA 65
640-641



RINA
642-643



RINA
642-643



RINA PIR
642-643



GARDIEN 65
642-643



BOBO RC
642-643



LIZZI
644-645



LIZZI I
644-645



LIZZI II
644-645



SORANO
644-645



SORANO II
644-645



MIZZI NEW I
646-647



MIZZI NEW II
646-647



MIZZI II
646-647

OUTDOOR LIGHTING CEILING



SENZA R
648-649



ORIN R
648-649



SAMMY
648-649

648-655



MERIDO
648-649



QUADRA M
650-651



RODGE
650-651



KEIG
650-651



SENZA SQ
650-651



ORIN SQ
650-651



SONYA 30
652-653



SONYA RC
652-653



SONNY
652-653



SCOTT
654-655



SPECTACLE
654-655



TARIS SQ 17
654-655



BONO
654-655

OUTDOOR LIGHTING INDIRECT



ATLANTA 13
656-657



ATHI
656-657



TWIST
656-657

OUTDOOR LIGHTING WALL, ANGULAR



CLAIRE RC
658-659



CLAIRE 14
658-659



CLAIRE 21
658-659

658-671



TIRAS II
658-659



WOOP
660-661



TORINO
660-661



CAMARGUE
660-661



SAMPO
660-661



DURANT
662-663



GINO
662-663



DURANT UP - DOWN
662-663



DELTA 145
664-665



DELTA 145
664-665



DELTA 215
664-665



DELTA 215
664-665



DELTA RC
666-667



CHICAGO
666-667



VERIA
666-667



ATHI
666-667



HIDE SQ
668-669



HIDE RC
668-669



ANDANTE
668-669



VECINO
670-671



CHLOE
670-671



TAPA
670-671




GAVIN
670-671

OUTDOOR LIGHTING UP - DOWN

672-693



VIRGO
672-673



XYLO
672-673



COMODO
672-673



TWIST
672-673



CABOX II
674-675



TELO
674-675



MIZZI SQ I
674-675



DESMOND II
674-675



CARRE
676-677



TITO R
676-677



TITO SQ
676-677



KANE I
678-679



KANE II
678-679



GRANITA II
678-679



ZAZA
680-681



PIA
680-681



GIGI
680-681



GERI
680-681



BOURDON
682-683



PIPER
682-683



SIV
682-683



SELMA
682-683



ZACK I
684-685



ZACK II
684-685



BEJA II
684-685



MIDZACK
684-685



KORSO I
686-687



KORSO II
686-687



KUBI I
686-687



KUBI II
686-687



DIXIE 4x12
688-689



DIXIE 10x16
688-689



PEKKO
688-689



UKKO
688-689



NICK II
688-689



MOIRE I
690-691



MOIRE II
690-691



MICO I
690-691



ZANE
690-691



CHOIX 114
692-693



CHOIX 175
692-693



LESA
692-693



MORA
692-693

OUTDOOR LIGHTING WALL, DIRECTIONAL

694-697



DIREZZA
694-695



ORIT
694-695



FOX
694-695



BORA
696-697



PONTA
696-697

OUTDOOR LIGHTING ON SPIKE

698-703



CORDOBA
698-699



DIREZZA
698-699



GUN
698-699



BLUESTAR
698-699



COSMO
700-701



GARY LED
700-701



BORA
700-701



LORCA
700-701



HEAVY DUTY
702-703



ROSS
702-703



FOX
702-703



702-703

OUTDOOR LIGHTING GUIDING LIGHTS

704-711



FAROS
704-705



TOPTOP S
704-705



TOPTOP IV
704-705



BOBO R
706-707



BOBO RC
706-707



BOBO SQ
706-707



RENO SQ INDR
708-709



RENO SQ DR
708-709



RENOR
708-709



AQILA R
710-711



AQILA SQ
710-711



AQILA RC
710-711



ITAKA
710-711

OUTDOOR LIGHTING WALL-RECESSED



KICK I
712-713



KICK II
712-713



KICK III
712-713

712-723



ASTERIA
714-715



MARCO
714-715



ELICA R
714-715



CLUB
714-715



CLUB IND
714-715



ELICA SQ
716-717



TESS SQ
716-717



PER
716-717



RASQ
716-717



GORDIQ S
718-719



GORDIQ L
718-719



GORDIQ M
718-719



RAGG
718-719



DEJAVU SQ 9
720-721



DEJAVU SQ 14
720-721



FACA
722-723



GAP
722-723



AKORD
722-723



SEGNO
722-723

OUTDOOR LIGHTING **GROUND-RECESSED**



NAVY
724-725



TERRA
724-725



ORBUR
724-725



RIZZ SQ 105
724-725



ORBUSQ 10
724-725





BABYMOON

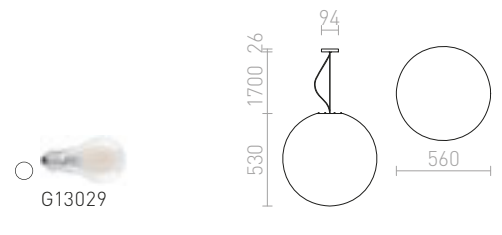
Opal-colored sphere of thermoplastic for energy efficient light sources, suitable for use in gardens. Can be installed as a pendant or placed on the ground. Includes a power cord of 170 cm.

BABYMOON 56 PENDANT OR GROUND

230 V E27 23 W IP44

R10372 satinated PE

€ 398



BEACON

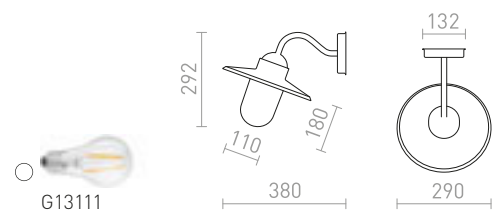
Outdoor wall light in retro-style with an E27 socket covered by a glass dome.

BEACON WALL

230 V E27 60 W IP44

R13614 black/textured glass

€ 120





IP65

IP65

BOSANOVA

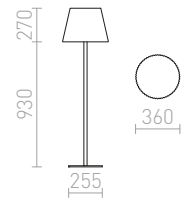
Outdoor floor lamp with plastic shade. The cable is supplied with a plug for safety reasons.

BOSANOVA 120 FLOOR

230 V E27 25 W IP65

R12420 anthracite grey/satinated PE

€ 380 →



BOSANNA

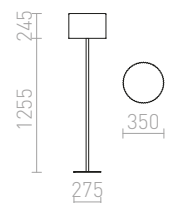
Outdoor floor lamp with plastic shade. The cable is supplied with a plug for safety reasons.

BOSANNA 150 FLOOR

230 V E27 25 W IP65

R12421 anthracite grey/satinated PE

€ 380 →





IP44

ELIA

Outdoor wall lamp of massive aluminum with built in LED and an opal-colored diffuser. Part of the ELIA series.

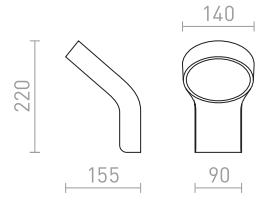
ELIA WALL

230 V LED 9 W 3000 K 720 lm Ra 80 IP44

R13930 anthracite grey

€ 88

NEW



IP44

ELIA

Outdoor wall lamp of massive aluminum with built in LED and an opal-colored diffuser. Includes an configurable motion sensor. Part of the ELIA series.

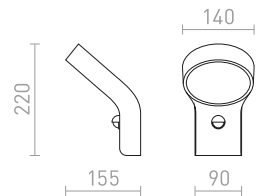

ELIA PIR WALL

230 V LED 9 W 3000 K 720 lm Ra 80 IP44

R13931 anthracite grey

€ 120

NEW



IP44

ELIA

Outdoor bollard of massive aluminum with built in LED and an opal-colored diffuser. Part of the ELIA series.

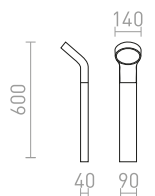
ELIA FLOOR

230 V LED 9 W 3000 K 720 lm Ra 80 IP44

R13932 anthracite grey

€ 158

NEW





IP44

BONNIE

Outdoor wall light with an opal-colored shade and E27 socket for LED light sources.

BONNIE WALL

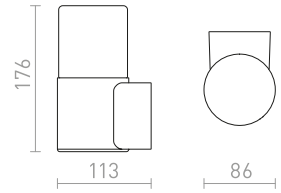
230 V E27 28 W IP44

R13635 anthracite grey

€ 48



G13307



IP44

BONNIE

Outdoor bollard with an opal-colored shade and E27 socket for LED light sources.

BONNIE 80 BOLLARD

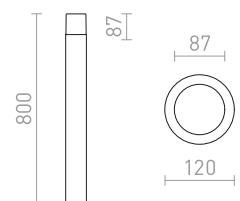
230 V E27 28 W IP44

R13636 anthracite grey

€ 129



G13307





IP44

CLYDE

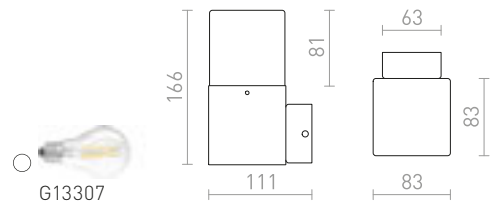
Outdoor wall light with an opal-colored shade and E27 socket for LED light sources.

CLYDE WALL

230 V E27 28 W IP44

R13637 anthracite grey

€ 58



IP44



CLYDE

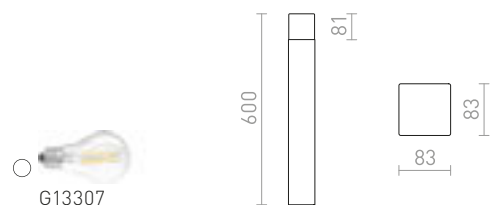
Outdoor bollard with an opal-colored shade and E27 socket for LED light sources.

CLYDE 60 BOLLARD

230 V E27 28 W IP44

R13638 anthracite grey

€ 120





IP65

GARRET

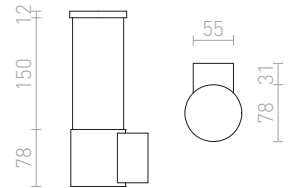
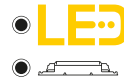
Cylindrical outdoor wall lamp with integrated LED for general illumination.

GARRET WALL

230 V LED 15 W 3000 K 750 lm Ra 80 IP65

R12548 anthracite grey

€ 88



IP54

VADIS

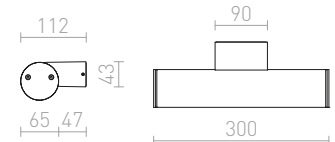
Outdoor wall lamp with integrated LED and a shade of frosted acrylic.

VADIS WALL

230 V LED 8 W 3000 K 520 lm Ra 80 IP54

R10547 anthracite grey

€ 150



IP54

VADIS

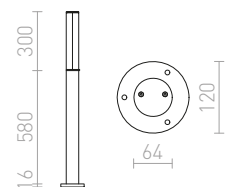
Outdoor bollard of lacquered aluminum with integrated LED and a shade of frosted acrylic.

VADIS 90 BOLLARD

230 V LED 8 W 3000 K 520 lm Ra 80 IP54

R10548 anthracite grey

€ 220







IP54



SONET

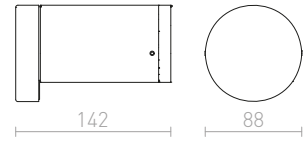
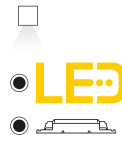
Outdoor wall lamp with IP54 protection. For downward and wall installation only.

SONET WALL

230 V LED 7 W 3000 K 490 lm Ra 80 IP54

R11170 anthracite grey

€ 129



IP54



ABAX

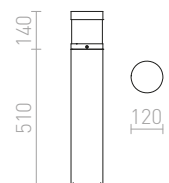
Outdoor bollard with integrated LED for general illumination.

ABAX 65 BOLLARD

230 V LED 15 W 3000 K 423 lm Ra 80 IP54

R12626 anthracite grey

€ 290





IP54

SONET

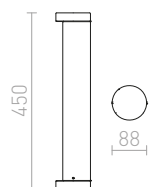

Outdoor bollard with integrated LED suitable for illuminating paths and pavements.

SONET 450 BOLLARD

230 V LED 7 W $\angle 55^\circ$ 3000 K 477 lm Ra 80 IP54

R11171 anthracite grey

€ 198





IP54

IP54

TREEZA

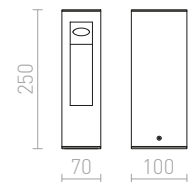
Outdoor bollard with a golden lacquered inside that creates a soft warm glow.

TREEZA LED 25 BOLLARD

230 V LED 7 W $\angle 60^\circ$ 3000 K 123 lm Ra 80 IP54

R10380 anthracite grey

€ 178



TREEZA

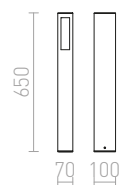
Outdoor bollard for E27 energy efficient light sources. The front cover is of satin glass.

TREEZA 65 BOLLARD

230 V E27 26 W IP54

R10441 anthracite grey

€ 150





IP44

IP44

PONDER

Outdoor die-cast aluminum light with shades of satin glass. Can be installed both as a wall light or bollard.

PONDER 20 WALL OR BOLLARD

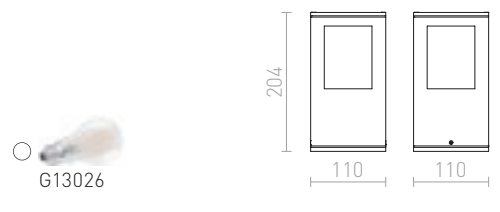
230 V E27 18 W IP44

R10367 black

€ 98

R10368 silver grey

€ 78 →



PONDER

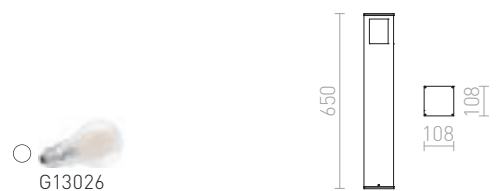
Outdoor bollard with shades of satin glass, for E27 energy efficient light sources.

PONDER 65 BOLLARD

230 V E27 18 W IP44

R10433 black

€ 158





IP65



BOBO

Outdoor bollard of aluminum with built in LED, for diagonal downward illumination of pathways and drive ins.

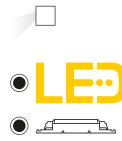
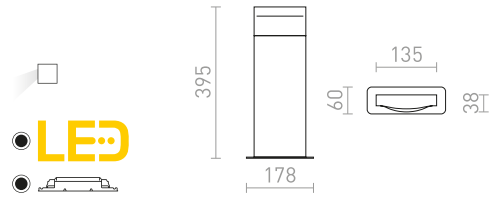
BOBO RC FLOOR

230 V LED 8 W 3000 K 640 lm Ra 80 IP65

R13936 anthracite grey

€ 150

NEW



IP44

RINA


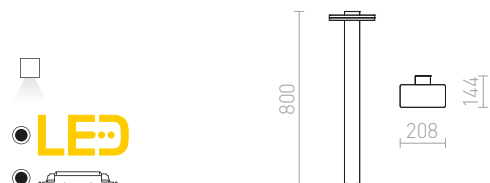
Outdoor bollard of die-cast aluminum with integrated LED and an opal-colored bottom cover. For downward illumination.

RINA BOLLARD

230 V LED 12 W 3000 K 1000 lm Ra 80 IP44

R12515 anthracite grey

€ 198





IP65

RINA

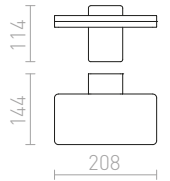
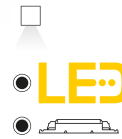
Outdoor wall lamp of die-cast aluminum with integrated LED and an opal-colored bottom cover. For downward installation only.

RINA WALL

230 V LED 12 W 3000 K 1000 lm Ra 80 IP65

anthracite grey

€ 150



IP65

RINA

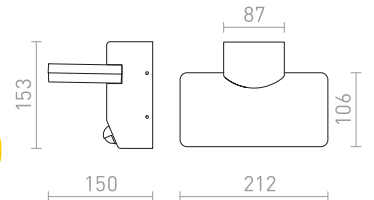
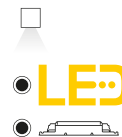
Outdoor LED wall lamp of die-cast aluminum with an opal-colored bottom cover and built-in sensor which can be configured. For downward installation only.

RINA PIR WALL

230 V LED 12 W 3000 K 900 lm Ra 80 IP65

R13654 anthracite grey

€ 178



IP54

GARDIEN

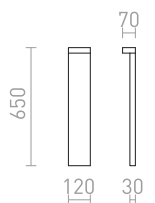
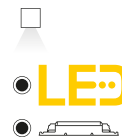
Bollard of die-cast aluminum for downward illumination. The built in LEDs are covered by a shade of matte glass.

GARDIEN 65 BOLLARD

230 V LED 10 W 3000 K 600 lm Ra 80 IP54

R13758 black

€ 178





IP54

LIZZI

Outdoor ceiling light with a GU10 socket.

LIZZI CEILING

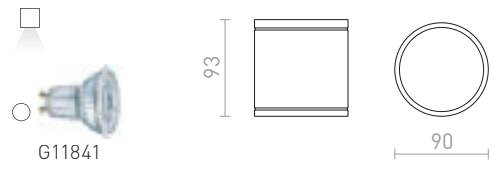
230 V GU10 35 W IP54

R13505 white

€ 58

R13507 anthracite grey

€ 58



IP54

IP54

LIZZI

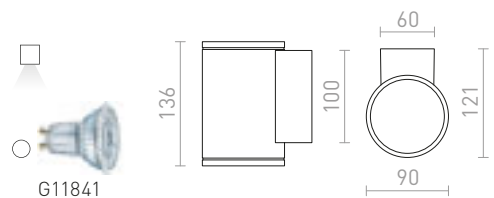
Outdoor aluminum wall light for GU10 light sources.
The size of the base is H/W/D 10/6/3.1 cm.

LIZZI I WALL

230 V GU10 35 W IP54

R13508 anthracite grey

€ 68


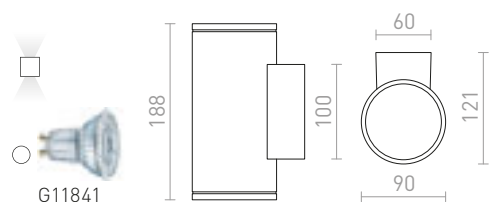


LIZZI II WALL

230 V GU10 2x35 W IP54

R13509 anthracite grey

€ 78





IP44



IP44



SORANO

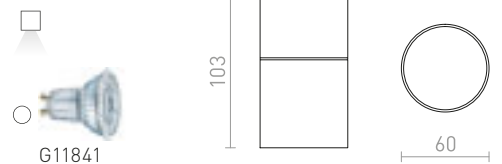
Cylindric outdoor ceiling light of carbon fiber with a GU10 socket for LED light sources. Carbon fiber has improved tolerance to salt water climates.

SORANO CEILING

230 V LED GU10 8 W IP44

R13633 black/plastic

€ 24

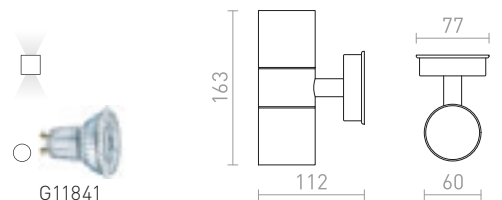


SORANO II WALL

230 V LED GU10 2x8 W IP44

R13634 black/plastic

€ 35





IP65

MIZZI NEW

Outdoor wall light of die-cast aluminum with a GU10 socket for LED light sources.

MIZZI NEW I WALL

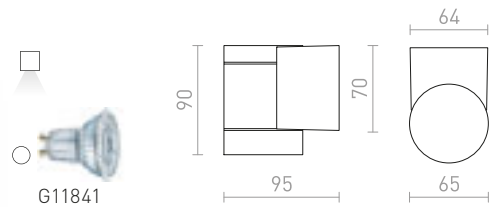
230 V GU10 35 W IP65

R13755 anthracite grey

€ 48

R13796 silver grey

€ 48



MIZZI NEW II WALL

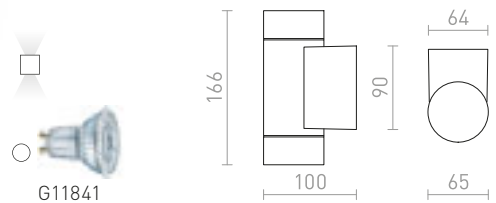
230 V GU10 2x35 W IP65

R13643 anthracite grey

€ 58

R13797 silver grey

€ 58



IP54



MIZZI

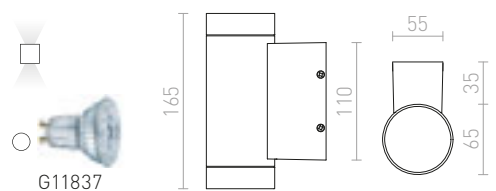
Outdoor wall light of die-cast aluminum for light sources with GU10.

MIZZI II

230 V GU10 2x35 W IP54

R10553 silver grey

€ 48







IP54



MERIDO

Outdoor ceiling light for energy efficient GX53 light sources.

MERIDO CEILING

230 V GX53 11 W IP54

R10428 white

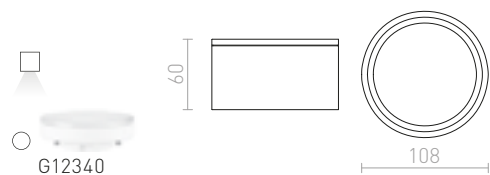
€ 58

R10429 silver grey

€ 58

R10430 anthracite grey

€ 58





IP54

ORIN

Cylindric LED light with a shade of satin glass suitable for outdoor use.

ORIN R CEILING

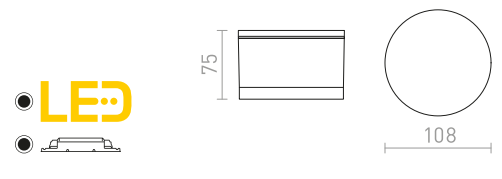
230 V LED 10 W 3000 K 650 lm Ra 80 IP54

R13626 white/satinated acrylic

€ 78

R13627 anthracite grey/satinated acrylic

€ 78



IP65

SENZA

Outdoor ceiling light that has built-in LED and a clear glass bottom cover with a black trim.

SENZA R CEILING

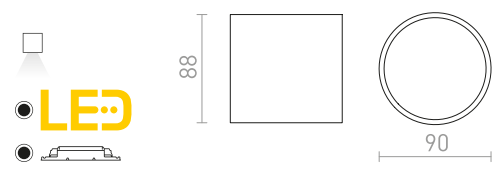
230 V LED 6 W 3000 K 480 lm Ra 80 IP65

R13622 white/clear glass

€ 98

R13623 anthracite grey/clear glass

€ 98



IP54

SAMMY

Outdoor ceiling light with a GU10 socket and a clear glass bottom cover.

SAMMY CEILING

230 V LED GU10 15 W IP54

R13450 white

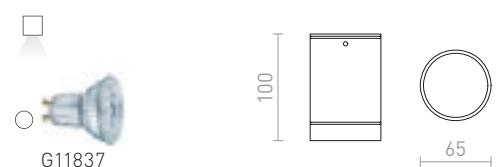
€ 58

R13451 grey

€ 48

R13452 anthracite grey

€ 58





IP65

KEIG

Angular outdoor ceiling light with a GU10 socket for LED light sources.

KEIG CEILING

230 V GU10 35 W IP65

R13631 white

€ 48

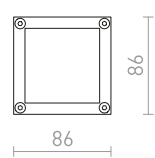
R13632 black

€ 48



G11841

103



IP54

RODGE

Outdoor ceiling light with a GU10 socket.

RODGE CEILING

230 V GU10 35 W IP54

R13503 white

€ 48

R13510 grey

€ 48

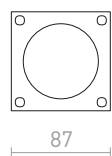
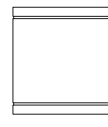
R13511 anthracite grey

€ 58



G11841

94



IP54

QUADRA M

Outdoor ceiling light for PAR20 halogen light sources.

QUADRA M CEILING

230 V E27 75 W IP54

R10385 anthracite grey

€ 58

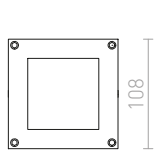
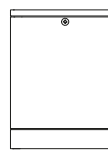
R10386 silver grey

€ 48



G13020

140





IP54

ORIN

Angular LED light with a shade of satin glass suitable for outdoor use.

ORIN SQ CEILING

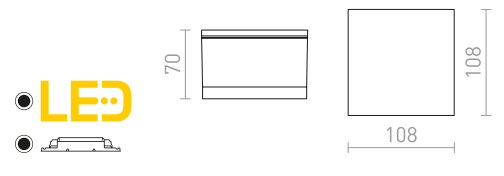
230 V LED 10 W 3000 K 800 lm Ra 80 IP54

R13628 white/satinated acrylic

€ 78

R13629 anthracite grey/satinated acrylic

€ 78



IP65

SENZA

Outdoor ceiling light with built-in LED and a clear glass bottom cover which has a trim that matches the rest of the fixture.

SENZA SQ CEILING

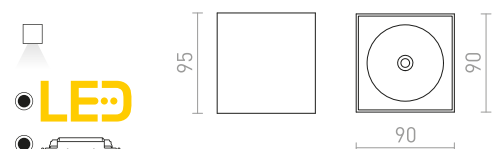
230 V LED 6 W 3000 K 580 lm Ra 80 IP65

R13624 white/clear glass

€ 88

R13625 anthracite grey/clear glass

€ 88







IP54



SONNY

Outdoor ceiling light for two energy efficient light sources.

SONNY CEILING

230 V E27 2x18 W IP54

R10382 anthracite grey

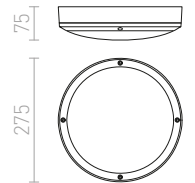
€ 88

R10383 silver grey

€ 88



G13026



IP54



IP54



SONYA

Outdoor aluminum light with an opal-colored acrylic diffuser, for wall or ceiling installation.

SONYA RC

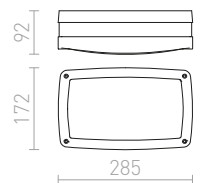
230 V E27 2x18 W IP54

R10363 silver grey

€ 58



G13026



SONYA 30

230 V E27 2x18 W IP54

R10361 black

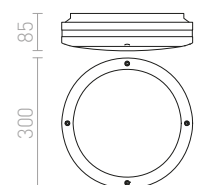
€ 98

R10362 silver grey

€ 98



G13155





IP65

BONO

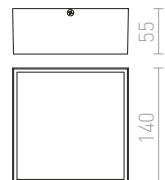

Outdoor light of die-cast aluminum with integrated LED and an opal-colored diffuser. For ceiling or wall installation.

BONO SURFACE MOUNTED

230 V LED 4 W 3000 K 297 lm Ra 80 IP65

R11967 anthracite grey

€ 150





IP54



SCOTT

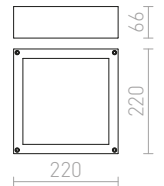

Angular surface-mounted light with integrated LED and a front cover of frosted acrylic, for outdoor use.

SCOTT CEILING

230 V LED 9,8 W 3000 K 637 lm Ra 80 IP54

R10552 silver grey

€ 68



IP54

TARIS

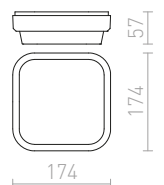
Wall or ceiling light with integrated LED and rounded corners.

TARIS SQ 17 SURFACE MOUNTED


230 V LED 8 W 3000 K 550 lm Ra 80 IP54

R12525 black/plastic

€ 24



IP54



SPECTACLE

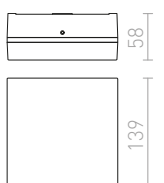
Outdoor light of die-cast aluminum with integrated LED and an opal-colored diffuser. For ceiling or wall installation.


SPECTACLE SURFACE MOUNTED

230 V LED 5 W 3000 K 350 lm Ra 80 IP54

R11968 silver grey

€ 78





IP54

ATHI


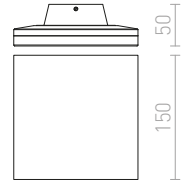
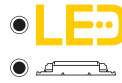
Square wall light with integrated LED for indirect illumination by reflecting the light off the wall. Suitable for outdoor and indoor use.

ATHI WALL

230 V LED 9,6 W 3000 K 550 lm Ra 80 IP54

R12551 white

€ 120



IP54

ATLANTA

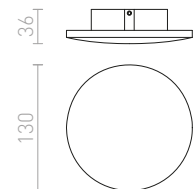
Round wall light with integrated LED for indirect illumination by reflecting the light off the wall. Suitable for outdoor and indoor use.

ATLANTA 13 SURFACE MOUNTED

230 V LED 6 W 3000 K 780 lm Ra 80 IP54

R12825 white

€ 78





IP65

TWIST

Outdoor wall light of aluminium with a built in LED light source that can be rotated for UP or DOWN illumination.

TWIST WALL

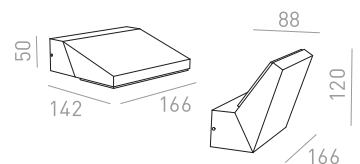
230 V LED 12 W 3000 K 980 lm Ra 80 IP65

R13615 white

€ 98

R13616 anthracite grey

€ 98





IP54

TIRAS

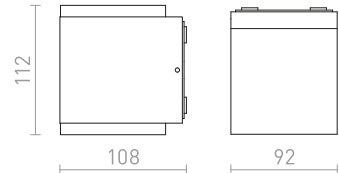
Outdoor LED wall light of lacquered die-cast aluminum, with a frosted diffuser for UP/DOWN illumination.

TIRAS II WALL



230 V LED 2x6 W 3000 K 371 lm Ra 80 IP54

R13569 anthracite grey/frosted acrylic


€ 78



IP54



IP54



IP54



CLAIRE

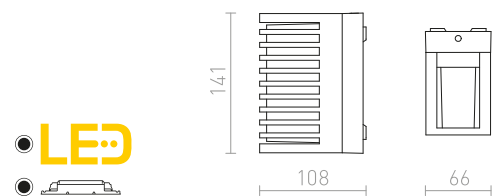
Outdoor LED wall light of lacquered die-cast aluminum.

CLAIRE RC WALL

230 V LED 6 W 3000 K 143 lm Ra 80 IP54

R13563 anthracite grey/frosted acrylic

€ 120

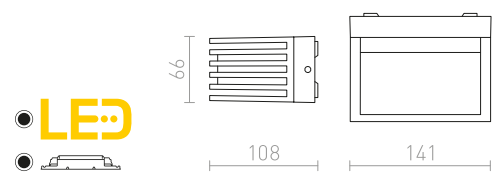


CLAIRE 14 WALL

230 V LED 6 W 3000 K 240 lm Ra 80 IP54

R13564 anthracite grey/frosted acrylic

€ 120

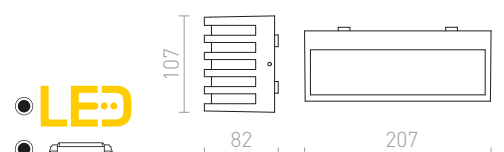


CLAIRE 21 WALL

230 V LED 9 W 3000 K 384 lm Ra 80 IP54

R13565 anthracite grey/frosted acrylic

€ 129





IP54



WOOP

Outdoor UP/DOWN light. One side of the light has a clear glass cover with a black trim. The other side has a frosted glass cover, that also has a black trim.

WOOP WALL

230 V R7s 78mm 48 W IP54

R10437 white

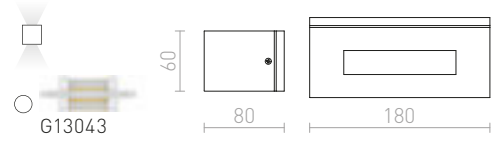
€ 48

R10438 silver grey

€ 48

R10439 anthracite grey

€ 58



IP54

TORINO

Rectangular wall light with integrated LED for UP/DOWN illumination.

TORINO WALL

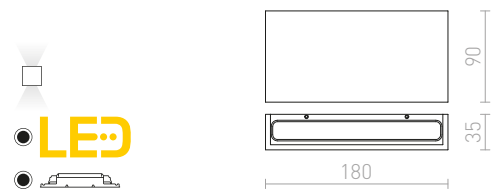
230 V LED 2x5 W 3000 K 550 lm Ra 80 IP54

R12573 white

€ 129

R12574 black

€ 129





IP65

SAMPO

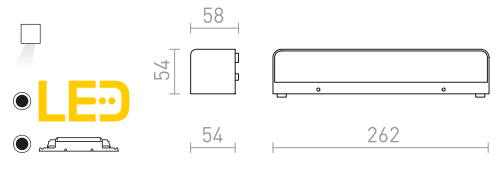
Rectangular wall light with built in LED for asymmetric downward illumination.

SAMPO WALL

230 V LED 9 W 3000 K 650 lm Ra 80 IP65

R13619 anthracite grey

€ 98



IP65

CAMARGUE

Rectangular wall light with integrated LED for downward illumination.

CAMARGUE WALL

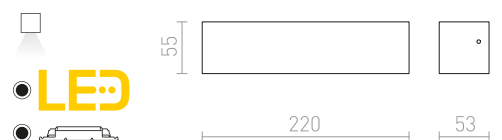
230 V LED 6 W 3000 K 550 lm Ra 80 IP65


R13527 silver grey/satinated glass

€ 129

R13641 anthracite grey/satinated glass

€ 129






IP54



IP54



IP44

DURANT

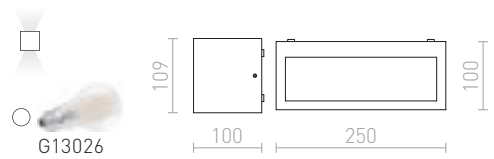
Rectangular outdoor wall light with UP/DOWN illumination for E27 light sources.

DURANT UP - DOWN WALL

230 V E27 18 W IP54

R12559 anthracite grey

€ 120



DURANT

Outdoor light with E27 socket for general illumination.

DURANT WALL

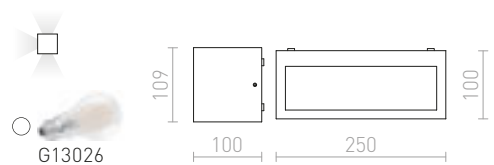
230 V E27 18 W IP54

R12568 silver grey

€ 88

R12569 anthracite grey

€ 98



GINO

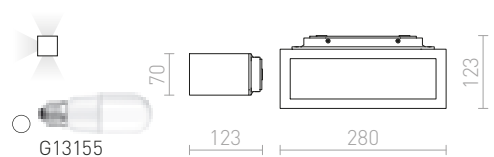
Outdoor wall light with satin glass covers. Base dimensions are H/W/D 2/6/20 cm.

GINO WALL

230 V E27 18 W IP44

R10387 anthracite grey

€ 98









IP54

DELTA


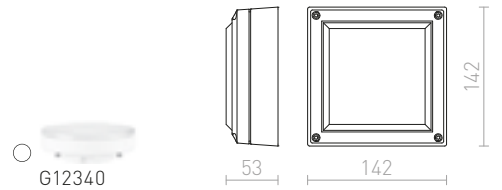
Outdoor wall light suitable for terraces and house entrances for energy efficient GX53 or E27 light sources depending on model.

DELTA 145 SURFACE MOUNTED

230 V GX53 9 W IP54

R12563 anthracite grey

€ 48



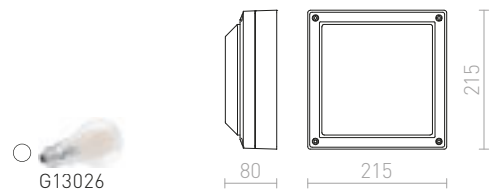
IP54

DELTA 215 SURFACE MOUNTED

230 V E27 18 W IP54

R12564 anthracite grey

€ 88



IP54

DELTA



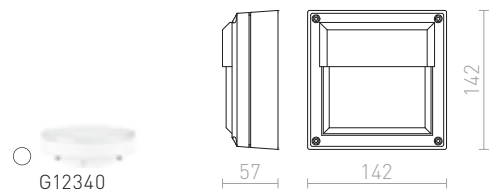
Outdoor wall light suitable for terraces and house entrances for energy efficient GX53 or E27 light sources depending on model.

DELTA 145 WALL

230 V GX53 9 W IP54

R12565 anthracite grey

€ 48



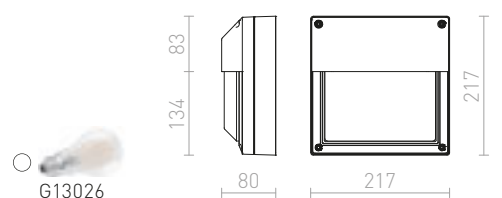
IP54


DELTA 215 WALL

230 V E27 18 W IP54

R12566 anthracite grey

€ 88





IP54

ATHI

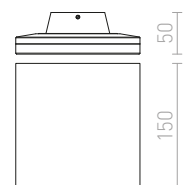
Square wall light with integrated LED for indirect illumination by reflecting the light off the wall. Suitable for outdoor and indoor use.

ATHI WALL

230 V LED 9,6 W 3000 K 550 lm Ra 80 [IP54](#)

R12551 white

€ 120





IP54

DELTA

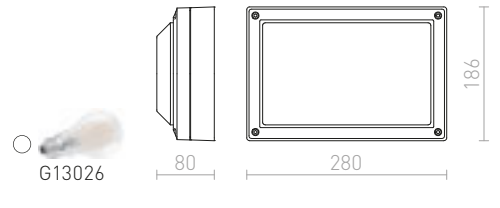
Outdoor wall light for general illumination with E27 socket for energy efficient light sources.

DELTA RC WALL

230 V E27 18 W IP54

R12567 anthracite grey

€ 78 %



IP44

CHICAGO

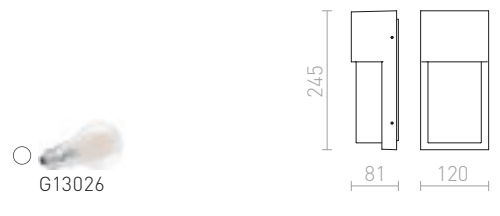
Outdoor wall light of die-cast aluminum with an acrylic opal-colored diffuser. For use with an energy efficient E27 light sources.

CHICAGO WALL

230 V E27 18 W IP44

R12018 anthracite grey

€ 68



IP54

VERIA

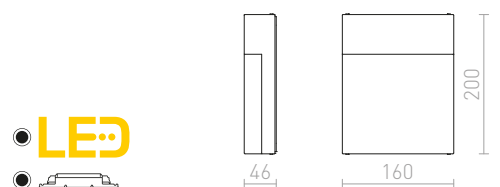
Thin outdoor light with integrated LED.

VERIA WALL

230 V LED 6 W $\angle 116^\circ$ 3000 K 629 lm Ra 80 IP54

R11169 silver grey

€ 120 %







IP54

HIDE

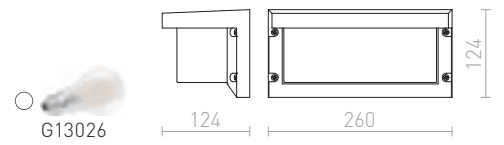
Outdoor wall light with E27 socket that yields a soft light suitable for terraces or house entrances

HIDE RC WALL

230 V E27 18 W IP54

R12561 anthracite grey

€ 98



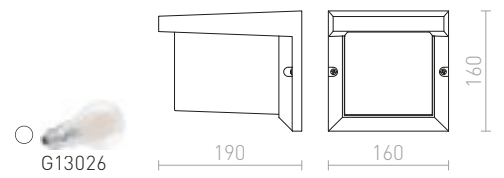
IP44

HIDE SQ WALL

230 V E27 13 W IP44

R12560 anthracite grey

€ 88



IP65

ANDANTE

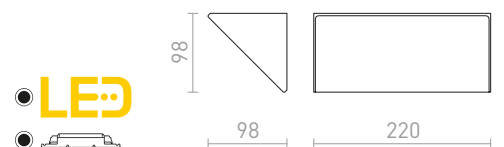
Wall light with built in LED suitable for illumination of terraces or home entrances.

ANDANTE WALL

230 V LED 21 W 3000 K 1200 lm Ra 80 IP65

R13504 anthracite grey/matte acrylic

€ 138





IP54

TAPA

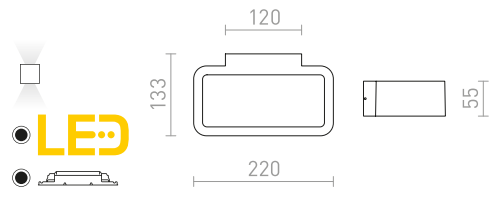
Rectangular outdoor wall light of lacquered metal with built in LED for UP/DOWN illumination.

TAPA WALL

230 V LED 6 W 3000 K 277 lm Ra 80 IP54

R13562 white

€ 68 →



IP54

VECINO

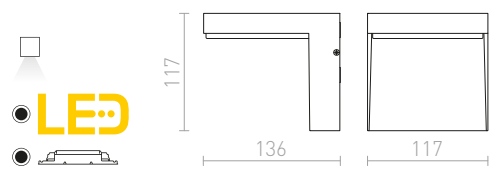
Outdoor wall light of die-cast aluminum with an opal-colored bottom cover.

VECINO WALL

230 V LED 5 W 3000 K 330 lm Ra 80 IP54

R10351 silver grey

€ 58 %



IP65

CHLOE

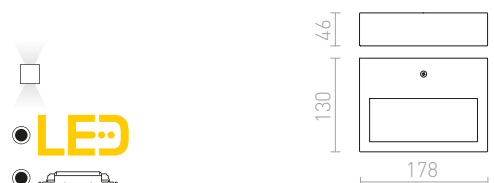
Rectangular wall light of stainless steel for indirect illumination. Suitable for both outdoor and indoor use.

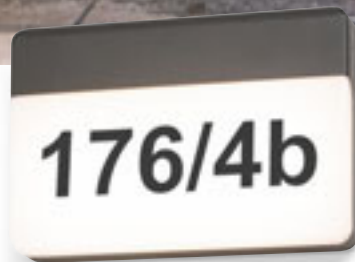

CHLOE WALL

230 V LED 9 W 3000 K 800 lm Ra 80 IP65

R11752 stainless steel

€ 120 →





IP65

GAVIN


Flat LED wall light for outdoor use, suitable for illumination of entrances, hallways or staircases. Recommended for use with numerical stickers or similar (not included).

GAVIN WALL

230 V LED 13 W 3000 K 650 lm Ra 80 IP65

R13756 anthracite grey/frosted acrylic

€ 120





COMODO

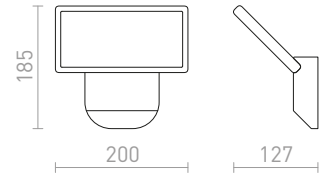
Wall light with built in LED for downward illumination.

COMODO WALL

230 V LED 20 W 3000 K 940 lm Ra 80 IP65

R13512 anthracite grey

€ 150



VIRGO

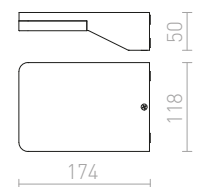

Outdoor wall light of die-cast aluminum with an opal-colored cover and integrated LED for downward illumination.

VIRGO WALL

230 V LED 9 W 3000 K 800 lm Ra 80 IP65

R11946 anthracite grey

€ 88





IP65

TWIST

Outdoor wall light of aluminium with a built in LED light source that can be rotated for UP or DOWN illumination.

TWIST WALL

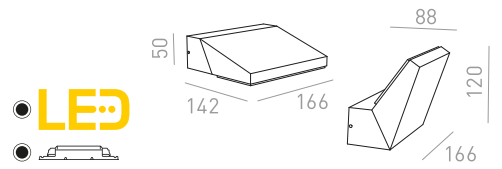
230 V LED 12 W 3000 K 980 lm Ra 80 IP65

R13615 white

€ 98

R13616 anthracite grey

€ 98



IP54



XYLO

Outdoor light with integrated LED for downward illumination.

XYLO WALL

230 V LED 8 W 3000 K 590 lm Ra 80 IP54

R12562 anthracite grey

€ 120





MIZZI

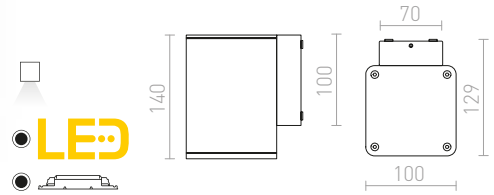
Outdoor wall light of die-cast aluminum with an integrated high-output 12W LED. Driver included.

MIZZI SQ I WALL

230 V LED 12 W $\angle 44^\circ$ 3000 K 846 lm Ra 80 IP54

R11964 anthracite grey

€ 129 %



IP44

TELO

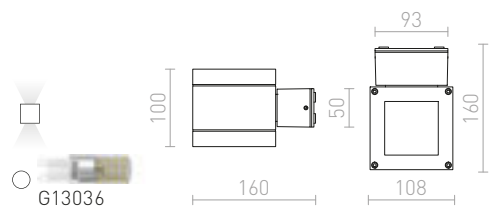
Outdoor UP/DOWN wall light with clear glass covers.


TELO WALL

230 V G9 40 W IP44

R10554 anthracite grey

€ 68





IP44

DESMOND

Outdoor UP/DOWN wall light of aluminum with two GU10 sockets for LED light sources.

DESMOND II WALL

230 V GU10 2x35 W IP44

R13609 white

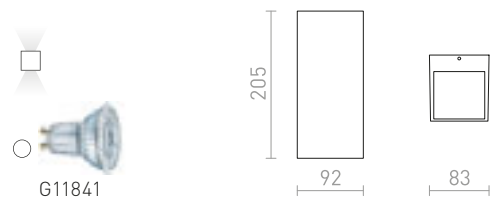
€ 68

R13610 silver grey

€ 68

R13611 anthracite grey

€ 68



IP54

CABOX

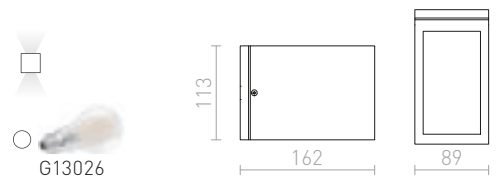
Outdoor wall light with an E27 socket for UP/DOWN illumination.

CABOX II WALL

230 V E27 70 W IP54

R10384 anthracite grey

€ 88 →





IP65



IP65

TITO

Wall lamp with integrated LED for UP/DOWN illumination that has two metal blades to adjust the light beam. TRIAC dimming.

TITO R DIMM WALL

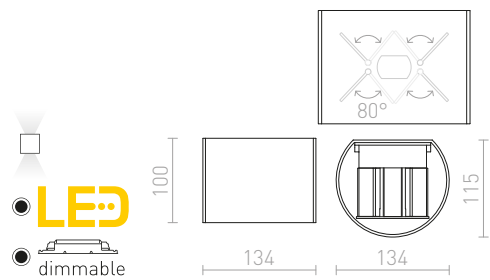
230 V LED 2x3 W 3000 K 500 lm Ra 80 IP65

R13736 white

€ 88

R13737 black

€ 88



TITO SQ DIMM WALL

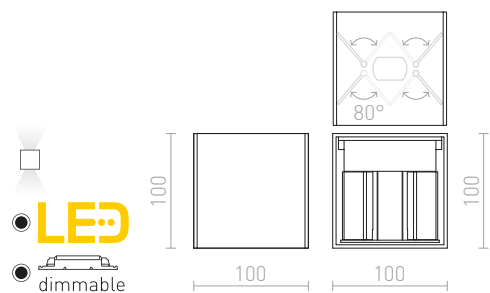
230 V LED 2x3 W 3000 K 500 lm Ra 80 IP65

R13738 white

€ 88

R13739 black

€ 88





IP54

CARRE

Angular wall lamp with integrated LED for UP/DOWN illumination, with two metal blades to adjust the light beam.

CARRE WALL


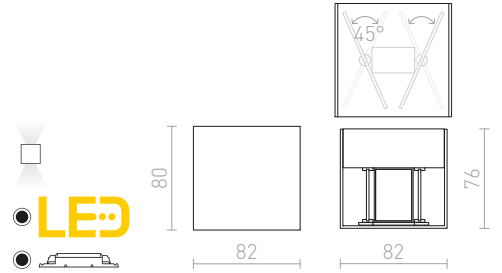
230 V LED 2x3 W 3000 K 200 lm Ra 80 IP54

R12556 white

€ 88

R12557 anthracite grey

€ 88



IP54

TITO

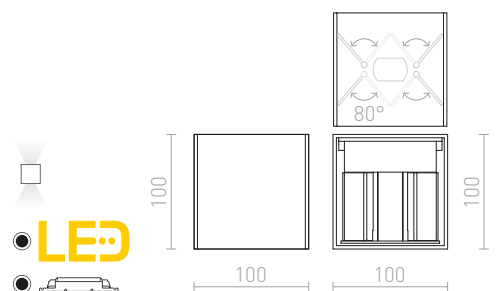
Wall lamp with integrated LED for UP/DOWN illumination that has two metal blades to adjust the light beam.

TITO SQ WALL

230 V LED 6 W 3000 K 500 lm Ra 80 IP54

R12601 brushed aluminum

€ 78







GRANITA

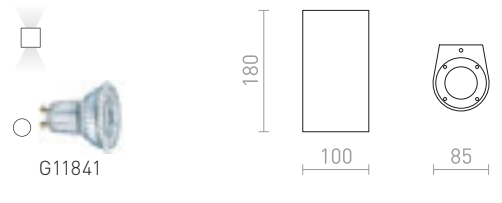
Outdoor wall light of concrete with GU10 socket for LED light sources.

GRANITA II WALL

230 V LED GU10 2x5 W IP65

R13792 concrete/light granite

€ 120



IP65



KANE

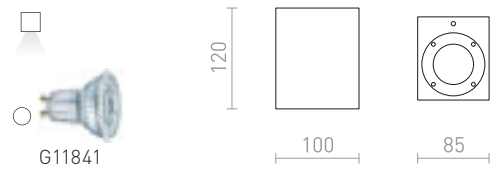
Outdoor wall light of concrete with GU10 socket for LED light sources.

KANE I WALL

230 V LED GU10 5 W IP65

R13793 concrete/dark granite

€ 88



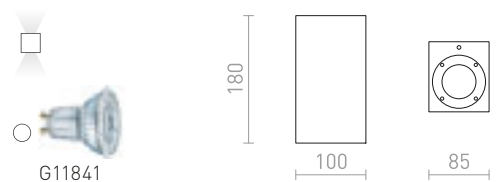
IP65

KANE II WALL

230 V LED GU10 2x5 W IP65

R13794 concrete/dark granite

€ 120






IP54



IP65



PIA

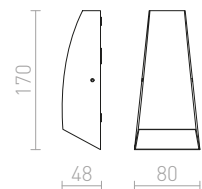

Outdoor UP/DOWN wall lamp of die-cast aluminum with integrated LED.

PIA WALL

230 V LED 2x3 W 3000 K 270 lm Ra 80 IP54

R12010 anthracite grey

€ 68



ZAZA

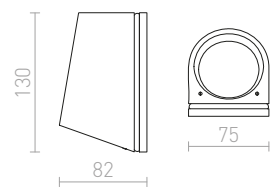

Unidirectional outdoor wall lamp with a clear glass cover.


ZAZA WALL

230 V LED 3,3 W 3000 K 250 lm Ra 80 IP65

R10398 anthracite grey

€ 78 %





IP65

GIGI


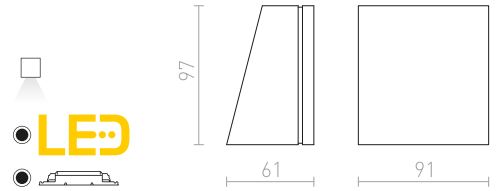
Outdoor wall lamp with a frosted glass cover.

GIGI WALL

230 V LED 3,3W 3000 K 250 lm Ra 80 IP65

R10399 anthracite grey

€ 98



IP54

GERI

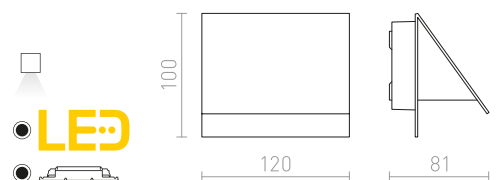
Outdoor wall lamp of aluminum with built in LED for downward illumination.


GERI WALL

230 V LED 5 W 3000 K 211 lm Ra 80 IP54

R13561 anthracite grey

€ 88





IP54

SELMA

Outdoor aluminum wall light with a GU10 socket.

SELMA WALL

230 V GU10 35 W IP54

R13513 white

€ 35

R13514 silver grey

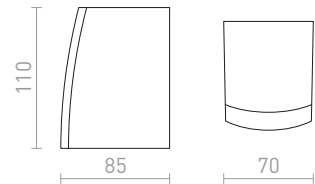
€ 35

R13515 anthracite grey

€ 35



G11837



IP54

SIV

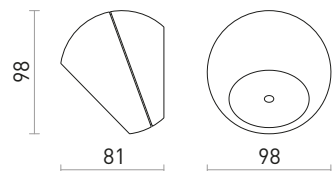
Rounded wall lamp with built in LED and downward sloping illumination. Suitable for hallways.

SIV SURFACE MOUNTED

230 V LED 6 W $\angle 120^\circ$ 3000 K 360 lm Ra80 IP54

R13502 anthracite grey

€ 78





IP54

BOURDON

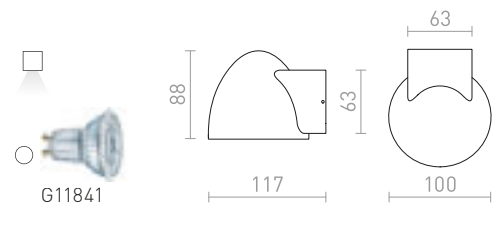
Outdoor wall light for GU10 light sources. The outside of the lamp is of lacquered die-cast aluminum.

BOURDON WALL

230 V GU10 35 W IP54

R13559 anthracite grey

€ 48



IP54

PIPER

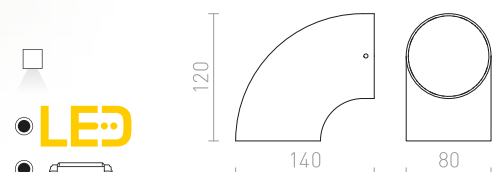
Tube-shaped outdoor wall light with built in LED for downward illumination.

PIPER WALL

230 V LED 6 W 3000 K 489 lm Ra 80 IP54

R13560 anthracite grey

€ 78





IP54



IP54



ZACK

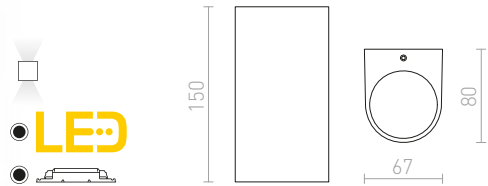
Outdoor wall lamp of die-cast aluminum with integrated LED.

ZACK II

230 V LED 2x3 W $\angle 58^\circ$ 3000 K 315 lm Ra 80 IP54

R12022 anthracite grey

€ 78

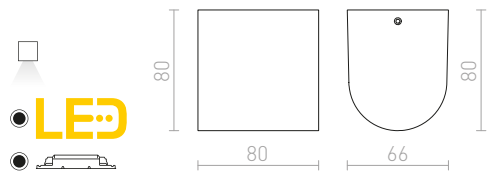


ZACK I

230 V LED 3 W $\angle 58^\circ$ 3000 K 176 lm Ra 80 IP54

R12027 anthracite grey

€ 58



IP54

MIDZACK

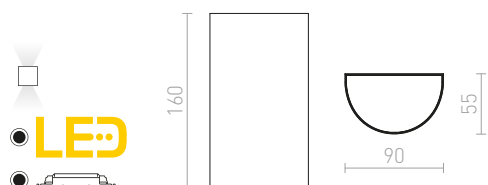
Rounded wall lamp with integrated LED for UP/DOWN illumination.

MIDZACK WALL

230 V LED 2x3 W 3000 K 480 lm Ra 80 IP54

R12585 white

€ 88





IP65

BEJA

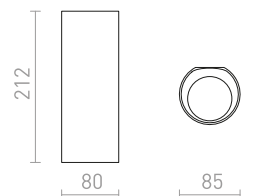

UP/DOWN wall lamp of die-cast aluminum for outdoor use, equipped with high-output LED.

BEJA II WALL

230 V LED 2x9 W $\angle 24^\circ$ 3000 K 670 lm Ra 80 IP65

R13757 anthracite grey

€ 138





IP54

KUBI

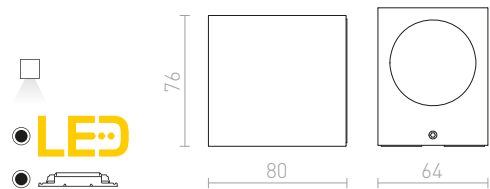
Outdoor wall lamp of die-cast aluminum with integrated LED.

KUBI I

230 V LED 3 W $\angle 56^\circ$ 3000 K 176 lm Ra 80 IP54

R12021 anthracite grey

€ 58



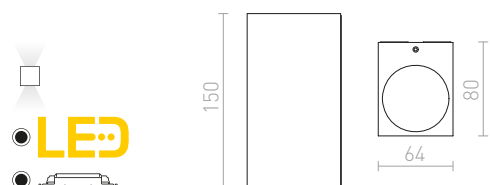
IP54


KUBI II

230 V LED 2x3 W $\angle 56^\circ$ 3000 K 315 lm Ra 80 IP54

R12028 anthracite grey

€ 68





IP54

KORSO

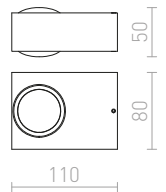
Wall lamp of aluminum with a brushed natural or black anodized finish and integrated LED. Suitable for both outdoor and indoor use.

KORSO II WALL

230 V LED 2x3 W $\angle 120^\circ$ 3000 K 780 lm Ra 80 IP54

R12831 brushed aluminum € 68 %

R12832 anodized black € 68 %

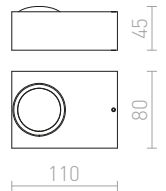



IP54

KORSO I WALL

230 V LED 5 W $\angle 120^\circ$ 3000 K 390 lm Ra 80 IP54

R12829 brushed aluminum € 58 %





DIXIE

Outdoor wall lamp of die-cast aluminum with integrated LED for UP/DOWN illumination.

DIXIE 10x16 WALL

230V LED 2x5W $\angle 84^\circ$ 3000 K 550lm Ra 80 IP54

R10352 white

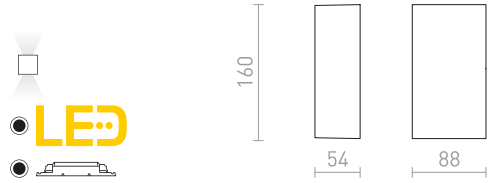
€ 68 %

R10353 black

€ 68 %

R10354 silver grey

€ 68 %



DIXIE 4x12 WALL

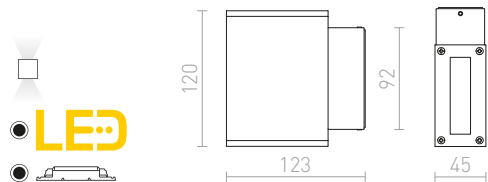
230V/700mA LED 2x3W $\angle 48^\circ$ 3000 K 360lm Ra 80 IP54


R10355 black

€ 98 →

R10356 silver grey

€ 48 %





IP54

UKKO

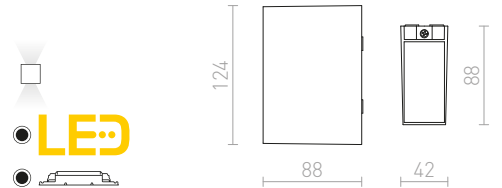
Angular outdoor wall lamp with integrated LED for UP/DOWN illumination.

UKKO WALL

230 V LED 2x3 W $\angle 55^\circ$ 3000 K 180 lm Ra 80 IP54

R12555 black

€ 120



IP54

PEKKO

Angular wall light with integrated LED for unidirectional illumination.

PEKKO WALL

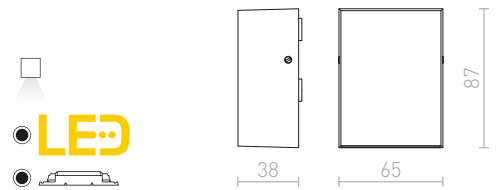
230 V LED 3 W $\angle 67^\circ$ 3000 K 86 lm Ra 80 IP54

R12552 white

€ 78

R12553 black

€ 78



IP54

NICK

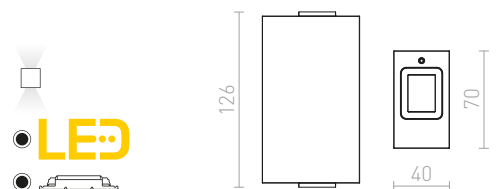
Wall lamp of aluminum with a brushed natural finish and integrated LED for UP/DOWN illumination. Suitable for both outdoor and indoor use.

NICK II WALL

230 V LED 2x3 W $\angle 10^\circ$ 3000 K 780 lm Ra 80 IP54

R12827 brushed aluminum

€ 68





IP54

ZANE

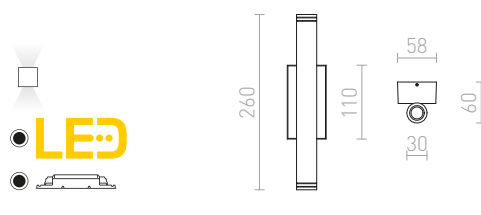
Minimalistic tube-shaped lamp on a square base with integrated LED for UP/DOWN illumination, suitable for outdoor use.

ZANE WALL

230 V LED 2x3 W $\angle 60^\circ$ 3000 K 300 lm Ra 80 IP54

R12960 matt nickel

€ 58 %



IP54

MICO

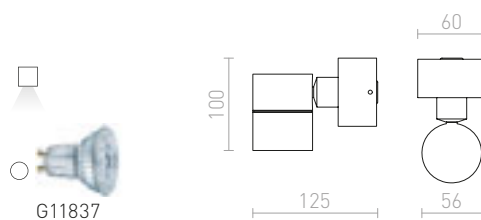
Fixed wall lamp of die-cast aluminum for unidirectional illumination.

MICO I OUTDOOR

230 V GU10 35 W IP54

R10170 aluminum

€ 58 %





IP54



IP54

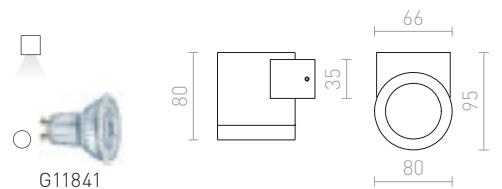
MOIRE

Wall lamp of natural aluminum with glass covers.

MOIRE I OUTDOOR
230 V GU10 35 W IP54

R10133 aluminum

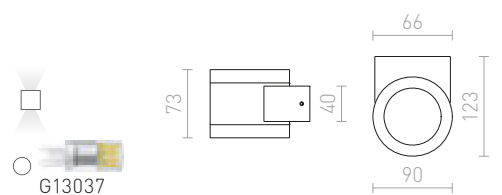
€ 48 %



MOIRE II OUTDOOR
230 V G9 25 W IP54

R10132 aluminum

€ 68 %





IP54



MORA

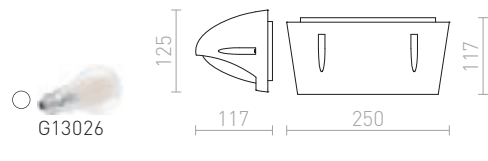
Outdoor wall light with an E27 socket that yields a soft light, suitable for terraces and house entrances.

MORA WALL

230 V E27 18 W IP54

R12571 silver grey

€ 48



IP54



LESA

Outdoor wall light of die-cast aluminum available in three colours. A metal cover-plate is included, if downward illumination is all that is required.

LESA WALL

230 V E27 26 W IP54

R10364 black

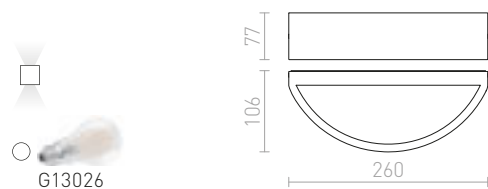
€ 88

R10365 white

€ 88

R10366 silver grey

€ 88






IP54



IP54



CHOIX

Thin UP/DOWN wall light of die-cast aluminum for outdoor use.

CHOIX 114 WALL

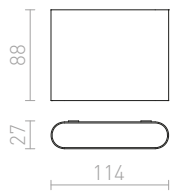
230 V LED 2x3 W 3000 K 318 lm Ra 80 IP54

R12012 anthracite grey

€ 68



LED



CHOIX 175 WALL

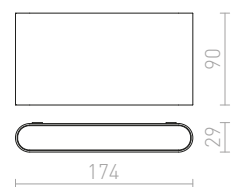
230 V LED 10 W 3000 K 660 lm Ra 80 IP54

R12691 anthracite grey

€ 78



LED





IP65



FOX

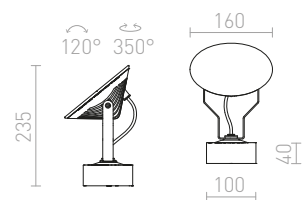
Adjustable LED reflector with a satin glass cover for outdoor use. Can be installed on walls or on ground, if combined with the spike accessory (R11755).


FOX OUTDOOR REFLECTOR

230 V LED 9 W $\angle 120^\circ$ 3000 K 900 lm Ra 80 IP65


R11753 anthracite grey

€ 178





IP44



ORIT

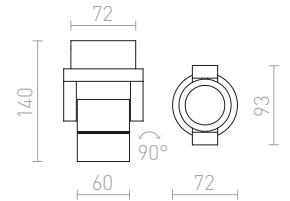
Outdoor spotlight of aluminum with tilt-function and integrated LED. The reflector can only tilt around one axis.

ORIT WALL

230 V LED 6 W $\angle 80^\circ$ 3000 K 315 lm Ra 80 IP44

R12033 aluminum

€ 78 



IP54

DIREZZA

Outdoor spotlight with a reflector that can tilt by loosening a screw between the reflector and the base.

DIREZZA WALL

230 V GU10 35 W IP54

R10388 silver grey

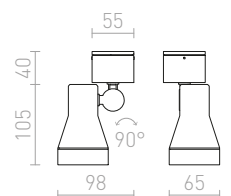
€ 58

R10432 anthracite grey

€ 58



G11837







IP54

BORA

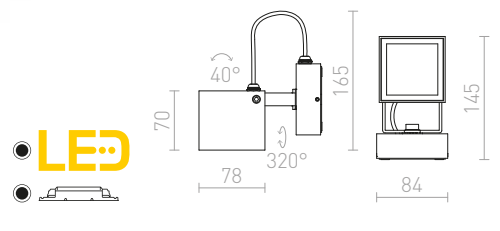
Square outdoor spotlight with integrated LED for wall installation.

BORA WALL

230 V LED 6 W $\angle 44^\circ$ 3000 K 355 lm Ra 80 IP54

R12578 anthracite grey

€ 98



IP54

PONTA

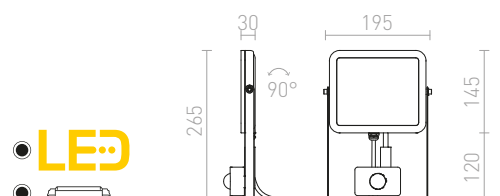
Flat reflector in black with integrated LED and motion sensor. The cable has no plug.

PONTA WITH SENSOR

230 V LED 30 W $\angle 120^\circ$ 3000 K 2700 lm Ra 80 IP54

R12982 black

€ 68





IP65

BLUESTAR

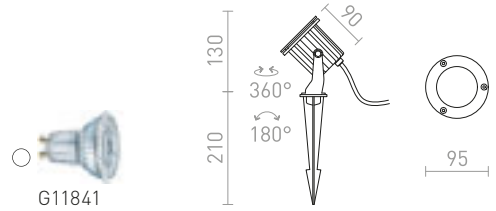
Outdoor spotlight of aluminium on spike, with a GU10 socket and a stainless front plate. Including a 1m lead cable without plug.

BLUESTAR ON SPIKE

230 V GU10 35 W IP65

R13630 anthracite grey

€ 78



IP65

GUN

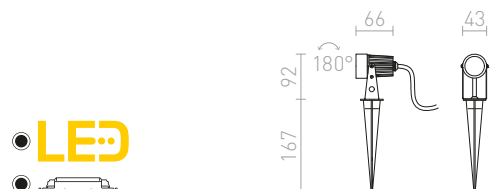
Outdoor mini-spotlight on spike. Supplied with a 1 m power cord that has no plug.

GUN ON SPIKE

230 V LED 3x1 W ∠30° 3000 K 210 lm Ra 80 IP65

R10530 black

€ 48





IP54



DIREZZA

Outdoor spotlight with a reflector that can tilt by loosening a screw between the reflector and the base.

DIREZZA ON SPIKE


230 V GU10 35 W IP54

R10427 silver grey

€ 68

R10431 anthracite grey

€ 68



IP54



CORDOBA

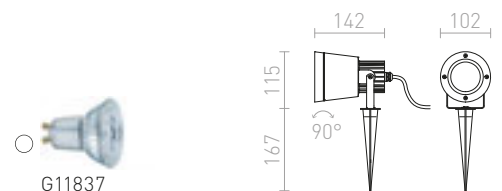
Outdoor spotlight on spike with GU10 socket. Including a 1 m lead cable that has no plug.

CORDOBA ON SPIKE

230 V GU10 35 W IP54

R12579 anthracite grey

€ 68





IP65

LORCA

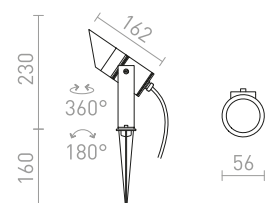
Outdoor LED mini-spotlight on spike for ground installations. Includes a driver and 1 m power cord that does not have a plug.

LORCA ON SPIKE

230 V LED 5 W 3000 K 316 lm Ra 80 IP65

R13568 anthracite grey

€ 120





GARY

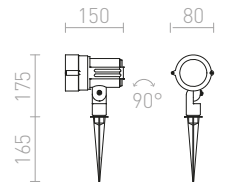
Outdoor LED spotlight on spike for ground installations, with a 1 m power cord that has no plug.

GARY LED ON SPIKE

230 V LED 10 W $\angle 45^\circ$ 3000 K 900 lm Ra 80 IP65

R10527 grey

€ 88



BORA

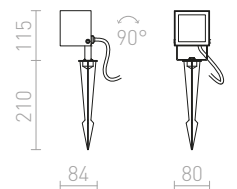
Square outdoor spotlight with integrated LED and a 1 m power cord that has no plug.

BORA ON SPIKE

230 V LED 6 W $\angle 50^\circ$ 3000 K 340 lm Ra 80 IP54

R12025 anthracite grey

€ 98



COSMO

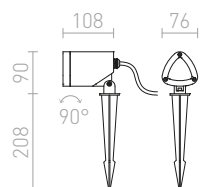
Spotlight on spike with integrated LED for outdoor use. Supplied with a power cord that has no plug.

COSMO ON SPIKE

230 V LED 10 W $\angle 24^\circ$ 3000 K 850 lm Ra 80 IP65

R12580 anthracite grey

€ 98





IP65

HEAVY DUTY

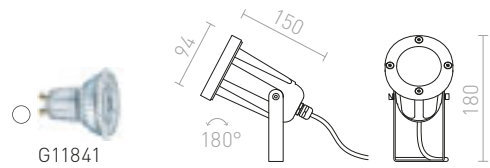
Outdoor spotlight of aluminum. Supplied with a power cord without plug. Can be combined with the ground spike accessory (R11755).

HEAVY DUTY OUTDOOR REFLECTOR

230 V GU10 50 W IP65

R11948 anthracite grey

€ 68



IP65

FOX

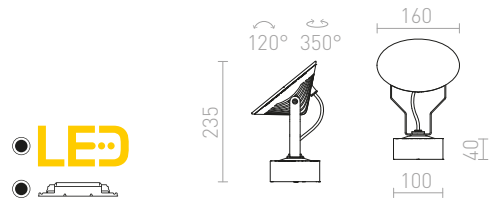
Adjustable LED reflector with a satin glass cover for outdoor use. Can be installed on walls or on ground, if combined with the spike accessory (R11755).

FOX OUTDOOR REFLECTOR

230 V LED 9 W $\angle 120^\circ$ 3000 K 900 lm Ra 80 IP65

R11753 anthracite grey

€ 178



IP65

ROSS

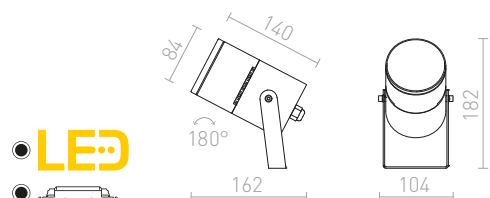
Outdoor LED spotlight with a satin glass cover and the ability to adjust the beam angle between 8-30°. Can be installed into the ground if combined with the spike accessory (R11755). Supplied without power cord.

ROSS OUTDOOR REFLECTOR

230 V LED 9 W $\angle 30^\circ$ 3000 K 900 lm Ra 80 IP65

R11754 anthracite grey

€ 178





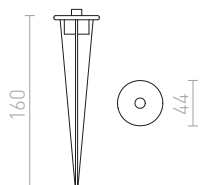
SPIKE

Universal spike for outdoor lights that can be fastened using a M10*1 thread and by screw and bracket.

UNIVERSAL SPIKE GROUND

R11755 black

€ 12





TOPTOP

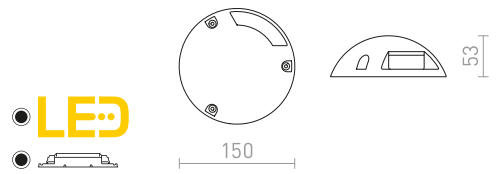
LED ground light with slits, that can be installed directly on tiles without the need for recessing.

TOPTOP S I

230 V LED 1,5 W 3000 K 105 lm Ra 80 IP67

R13617 anthracite grey

€ 88

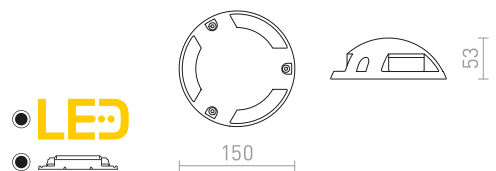


TOPTOP S III

230 V LED 3x1 W 3000 K 210 lm Ra 80 IP67

R13618 anthracite grey

€ 88





IP54

FAROS

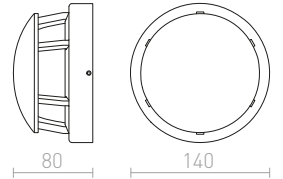
Outdoor light with integrated LED of die-cast aluminum that shines to the sides. For wall or ground installation.

FAROS OUTDOOR

230 V LED 3 W 3000 K 154 lm Ra 80 IP54

R11963 anthracite grey

€ 120



IP67

TOPTOP

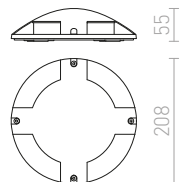
Outdoor light with integrated LED and four slits. No need for recessing. Ground installation is possible if combined with the spike accessory (R11755).

TOPTOP IV GROUND

230 V LED 4x1 W 3000 K 400 lm Ra 80 IP67

R11751 anthracite grey

€ 158



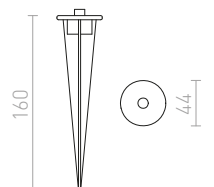
SPIKE

Universal spike for outdoor lights that can be fastened using a M10*1 thread and by screw and bracket.

UNIVERSAL SPIKE GROUND

R11755 black

€ 12





IP65

BOBO

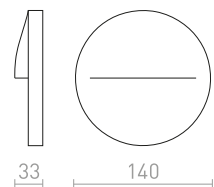

Surface-mounted LED light of aluminum for outdoor use, suitable for illumination of pathways and stairs, without the need to be recessed.

BOBO R WALL

230 V LED 3 W 3000 K 212 lm Ra 80 IP65

R13933 anthracite grey

€ 48 **NEW**





IP65



BOBO

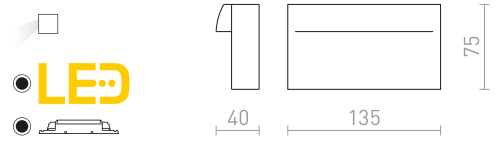
Surface-mounted LED light of aluminum for outdoor use, suitable for illumination of pathways and stairs, without the need to be recessed.

BOBO RC WALL

230V LED 8W 3000K 640lm Ra80 IP65

R13934 anthracite grey

€ 58 **NEW**



IP65



BOBO

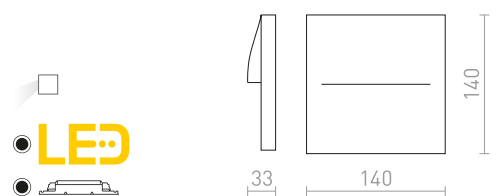
Surface-mounted LED light of aluminum for outdoor use, suitable for illumination of pathways and stairs, without the need to be recessed.

BOBO SQ WALL

230V LED 3W 3000K 135lm Ra80 IP65

R13935 anthracite grey

€ 48 **NEW**





IP65



RENO

Outdoor wall light of durable plastic with integrated LED and driver.

RENO SQ DR SURFACE MOUNTED

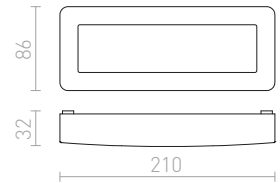
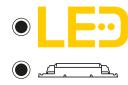
230 V LED 5 W 3000 K 450 lm Ra 80 IP65

R11951 grey

€ 48 →

R11954 anthracite grey

€ 48 →



IP65



RENO


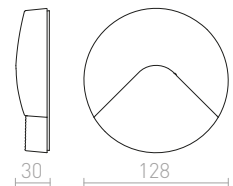

Outdoor wall light of durable plastic with integrated LED and driver. Available in two colours. For downward illumination.

RENO R WALL

230 V LED 2 W 3000 K 180 lm Ra 80 IP65

R11949 grey

€ 32 →



IP65

RENO SQ INDR WALL

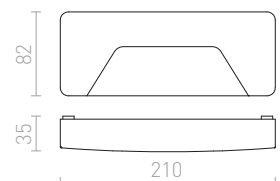

230 V LED 3 W 3000 K 280 lm Ra 80 IP65

R11950 grey

€ 38 →

R11953 anthracite grey

€ 38 →







IP54



ITAKA

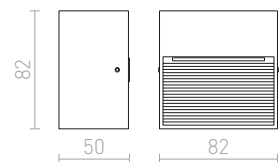

Outdoor wall light for downward illumination. Suitable for installation in and around stairs and paths.

ITAKA WALL

230 V LED 2 W 3000 K 180 lm Ra 80 IP54


R10379 silver grey

€ 48 %





IP54



IP54



IP54

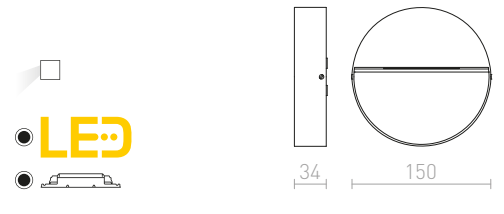
AQILA

Wall light with integrated LED for orientation lighting of pavements, stairs or terraces. Suitable for outdoor and indoor use, and without the need to be recessed.

AQILA R WALL

230 V LED 6 W 3000 K 200 lm Ra 80 IP54

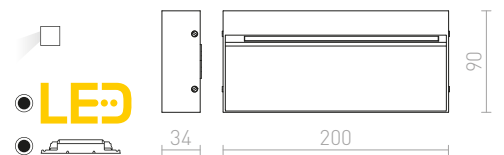
- R12539 white € 88
- R12540 grey € 78
- R12541 anthracite grey € 88



AQILA RC WALL

230 V LED 6 W 3000 K 200 lm Ra 80 IP54

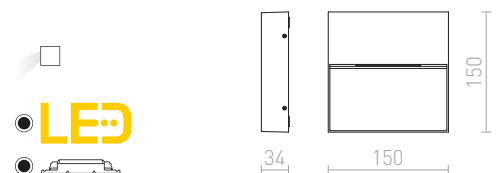
- R12545 white € 88
- R12547 anthracite grey € 98



AQILA SQ WALL

230 V LED 6 W 3000 K 200 lm Ra 80 IP54

- R12542 white € 88
- R12544 anthracite grey € 88







IP54



IP54



IP54

KICK

Recessed orientation light with integrated LED that emits light to one, two or three sides. Ment for wall installations.

KICK I RECESSED

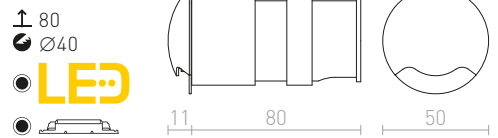
230 V LED 3 W 3000 K 100 lm Ra 80 IP54

R12613 white

€ 48

R12615 black

€ 48



KICK II RECESSED

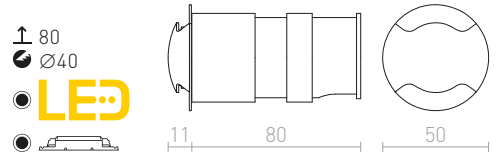
230 V LED 3 W 3000 K 120 lm Ra 80 IP54

R12616 white

€ 48

R12618 black

€ 48



KICK III RECESSED

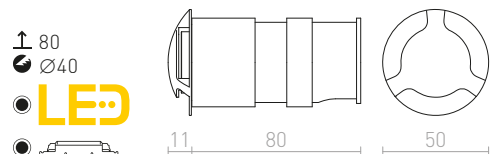
230 V LED 3 W 3000 K 150 lm Ra 80 IP54

R12619 white

€ 48

R12621 black

€ 48





IP54



IP54



IP54

CLUB

Recessed wall light with integrated LED suitable as orientation lighting for corridors and stairs.

CLUB IND RECESSED

230 V LED 3 W 3000 K 270 lm Ra 80 IP54

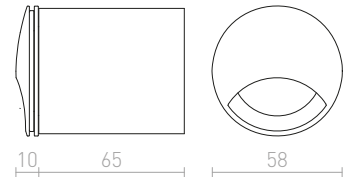
R12686 silver grey

€ 48

↑ 90
● Ø56



● LED



CLUB RECESSED

230 V LED 3 W 3000 K 270 lm Ra 80 IP54

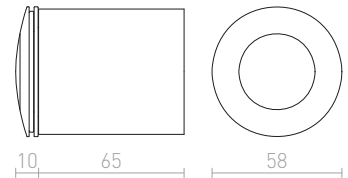
R12685 silver grey

€ 48

↑ 90
● Ø57



● LED



ELICA

Recessed wall light with integrated LED and a metal front cover, for outdoor use. Only for downward illumination. Installation box included.

ELICA R RECESSED

230 V LED 3 W 3000 K 75 lm Ra 80 IP54

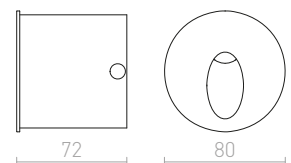
R12528 brushed aluminum

€ 58 %

↑ 95
● Ø75



● LED





IP54

MARCO LED

Round recessed wall light suitable for both indoor and outdoor use. Only for downward installation. Mounting box included.

MARCO RECESSED

230 V LED 3 W 3000 K 80 lm Ra 80 IP54

R12024 white € 48

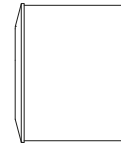
R12029 silver grey € 48

R12030 anthracite grey € 48

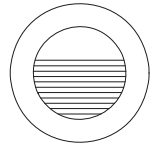
↑ 60
 ⚙ Ø76



LED



56



78



IP54

ASTERIA

Recessed wall light for outdoor use. The visible opening has a depth of 3 cm. Only for downward installation.

ASTERIA RECESSED

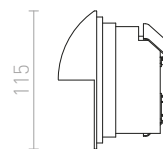
230 V LED 3 W 3000 K 180 lm Ra 80 IP54

R10558 silver grey € 58

↑ 75
 ⚙ Ø113

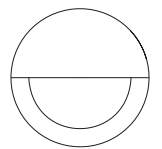


LED




115

32 58



115





IP54

TESS

Square recessed wall light suitable for both indoor and outdoor use, available in three different colours. Mounting box included. Only for downward installation.

TESS SQ RECESSED

230 V LED 3 W 3000 K 80 lm Ra 80 IP54

R12013 white € 58

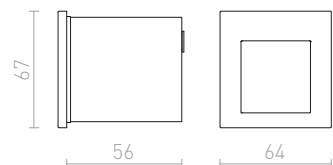
R12014 silver grey € 58

R12015 anthracite grey € 58

± 70
60x55



LED





IP65



RASQ

Recessed wall light with integrated LED for indoor and outdoor use. Suitable as orientation lighting of paths, stairs or terraces. Only for downward installation.

RASQ WALL RECESSED

230 V LED 9 W 3000 K 190 lm Ra 80 IP65

R12627 white

€ 178

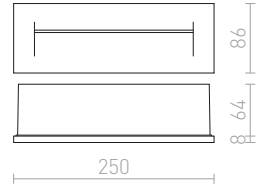
R12628 anthracite grey

€ 178

↑ 80
 237x77



LED



PER

Recessed wall light with integrated LED. Suitable for indoor and outdoor use as orientation lighting of paths, stairs or terraces.

PER RECESSED

230 V LED 3 W 3000 K 76 lm Ra 80 IP54

R12576 white

€ 58

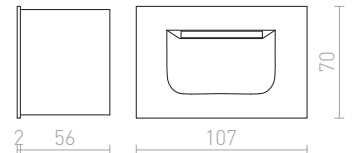
R12577 anthracite grey

€ 58

↑ 60
 65x102



LED



IP54



ELICA

Recessed wall light with integrated LED and a metal front cover, for outdoor use. Only for downward illumination. Installation box included.

ELICA SQ OUTDOOR

230 V LED 3 W 3000 K 180 lm Ra 80 IP54

R10639 matt nickel

€ 35 %

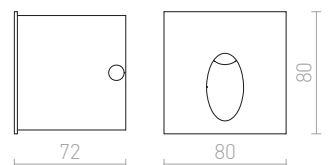
R12529 brushed aluminum

€ 58 %

↑ 70
 Ø75



LED



IP54



IP65



IP65



IP65



GORDIQ

Recessed wall light with integrated LED. Suitable as orientation lighting of paths, stairs or terraces. Only for downward installation.

GORDIQ S RECESSED

230 V LED 1,5 W 3000 K 30 lm Ra 80 IP65

R12533 white

€ 58

R12534 anthracite grey

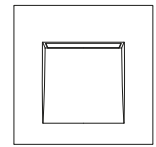
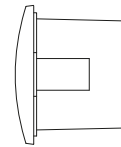
€ 58

↑ 60

75x72



LED



90

12 59

90

GORDIQ M RECESSED

230 V LED 3 W 3000 K 90 lm Ra 80 IP65

R12535 white

€ 88

R12536 anthracite grey

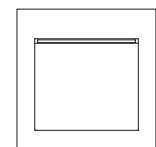
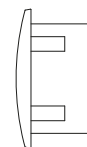
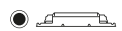
€ 88

↑ 60

115x108



LED



140

15 60

140

GORDIQ L RECESSED

230 V LED 3 W 3000 K 90 lm Ra 80 IP65

R12537 white

€ 68

R12538 anthracite grey

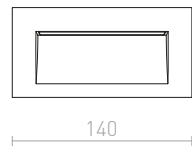
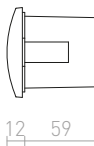
€ 68

↑ 60

115x50



LED



70

12 59

140



IP65

RAGG

Recessed outdoor wall light for pathway illumination.

RAGG RECESSED

230V LED 12W 3000K 406lm Ra80 IP65

R13620 white

€ 120

R13621 black

€ 120

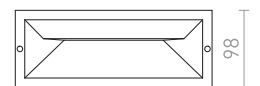


↑ 80

⚡ 80x230



LED



5 85

250

98





IP65



IP65

DEJAVU

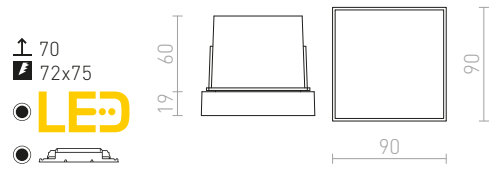
Recessed wall light with integrated LED. Suitable as orientation lighting for paths, stairs or terraces.

DEJAVU SQ 9 RECESSED

230 V LED 3,5 W 3000 K 120 lm Ra 80 IP65

R12530 black

€ 58 %

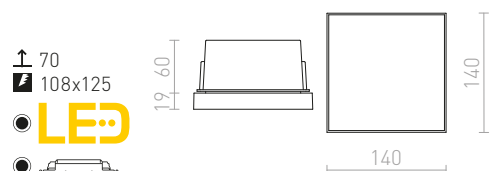


DEJAVU SQ 14 RECESSED

230 V LED 6 W 3000 K 270 lm Ra 80 IP65

R12531 black

€ 78 %





IP54



SEGNO

Recessed outdoor wall light with built in LED that shines through a narrow slit.

SEGNO RECESSED

230 V LED 3 W 3000 K Ra 80 IP54

R13566 white

€ 98

R13567 anthracite grey

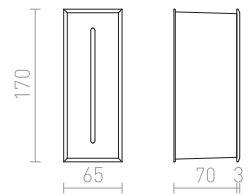
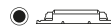
€ 98

↑ 70

▣ 172x62



● LED



IP54



FACA

Recessed wall light for outdoor use. The visible opening has a depth of 2 cm. Install only as downward illumination.

FACA RECESSED

230 V LED 2 W 3000 K 130 lm Ra 80 IP54

R10557 silver grey

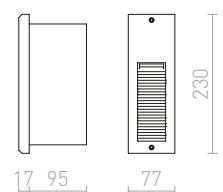
€ 48 %

↑ 100

▣ 225x85



● LED





IP54

GAP

Recessed wall light of lacquered aluminum, suitable for both indoor and outdoor use. Install only as downward illumination.

GAP RECESSED

230 V LED 3 W 3000 K 180 lm Ra 80 IP54

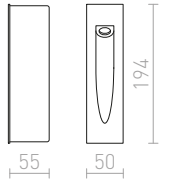
R10545 silver grey

€ 68 %

↑ 55
 ⚡ 190x45



LED



IP65

AKORD

Recessed wall light with a stainless steel frame and clear glass cover, for outdoor use. The dimensions of the visible part of the glass are 11,8/11,5 cm.

AKORD WALL RECESSED

230 V LED 3 W 3000 K 260 lm Ra 80 IP65

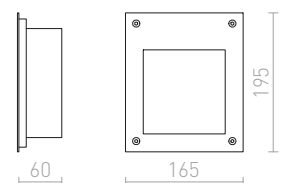
R10546 stainless steel

€ 88 %

↑ 65
 ⚡ 180x155



LED





IP67



ORBU

Recessed outdoor light of metal for ground installations.

ORBU R

230 V GU10 35 W IP67

R10555 stainless steel

€ 78

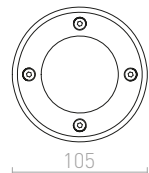
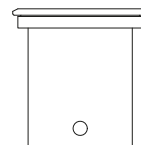
105

Ø98



G11837

103



105

ORBU SQ 10 RECESSED

230 V LED GU10 15 W IP67

R13439 stainless steel

€ 78

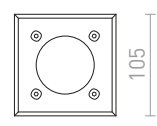
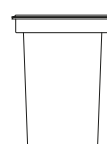
140

Ø100



G11837

136



105



IP65



NAVY

Solid recessed downlight with integrated LED suitable for installation into outdoor ceilings.

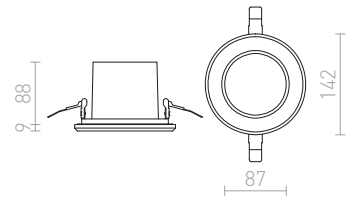
NAVY RECESSED

230 V LED 15 W $\angle 36^\circ$ 2700 K 1100 lm Ra 80 IP65

R12661 white

€ 120 %

↑ 110
 ⌀ 125



IP65



TERRA

Recessed outdoor light with powerful integrated LED, for ground installation. Supplied with a 1 m power cord.

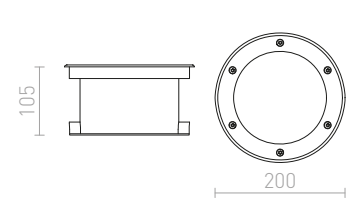

TERRA RECESSED

230 V LED 20 W $\angle 120^\circ$ 3000 K 1450 lm Ra 80 IP65

R10532 stainless steel

€ 198

↑ 100
 ⌀ 190



IP65



RIZZ

Recessed outdoor light for ground installations, with integrated LED and driver included.

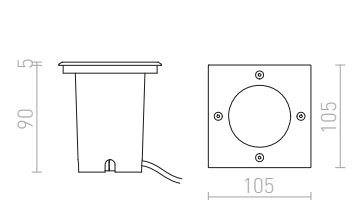

RIZZ SQ 105

230 V LED 3 W $\angle 96^\circ$ 3000 K 128 lm Ra 80 IP65

R10436 stainless steel

€ 138

↑ 120
 ⌀ 90







LIGHT SOURCES

GREEN

NEW!



NEW LED LIGHT SOURCE CATEGORIES

BEST ENERGY EFFICIENCY HIGHEST QUALITY

Easily replace your current classic or halogen light sources with E14, E27, GU10, G9, G53 or other sockets.

VERY LOW ENERGY CONSUMPTION

EXTREMELY LONG LIFE SPAN

INSTANTLY 100% LIGHT, WITHOUT ANY DELAY IN START TIME

NO UV AND VERY LOW INFRARED RADIATION IN THE VISIBLE SPECTRUM

VERY LOW HEAT EMISSION IN COMPARISON TO STANDARD REFERENCE PRODUCTS

DESIGN, SMALL DIMENSIONS AND LUMEN OUTPUT COMPARABLE WITH INCANDESCENT AND HALOGEN BULBS

EXPLANATION OF TERMS

RETROFIT direct replacement of classic bulb with E14 or E27 fitting
life span up to 15,000 h / up to 100,000 switching cycles / Ra = 80

PRO range for professional use
life span up to 45,000 h / up to 1,000,000 switching cycles / Ra >90

ADV high quality and flexibility for all applications with dimming
life span up to 40,000 h / up to 100,000 switching cycles / Ra = 80

GLOWdim dimming that not only changes the intensity of the light but also the color – from warm white to very warm white (2700 K–1800 K)
life span up to 25,000 h / up to 100,000 switching cycles / Ra > 80

DIMM – can be dimmed with a variety of commercially available dimmers.

Bluetooth – Control by Bluetooth app.

WIFI – Control by WIFI app.

Ra (rendering average) – measures the rate of color authenticity generated by any light source, in comparison to daylight. The closer the number is to 100 the lesser the color distortion is.



80 Ra

90 Ra

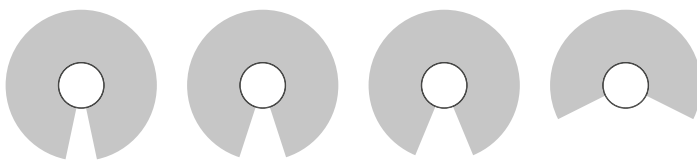
K (Kelvin) – describes the color temperature of the light.

1800 K 2700 K 3000 K 4000 K 6500 K 12000 K 16000 K



warm white 1800–2700 K
neutral white 3000–3500 K
cool white 4000–4500 K
day-light white 5500–6500 K

Beam angles



24°


36°

45°

120°



All technical parameters apply to the entire light source. Due to the complex production process for light-emitting diodes, the typical values shown for the technical LED parameters are purely statistical values that do not necessarily match the actual technical parameters of each individual product, and may therefore vary from the stated value.



LED MODULE

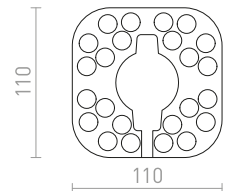
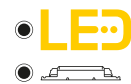
Spare LED module for easy installation into pre-existing fixtures. The module is attached using integrated magnetic grips.

LED MODUL SQ 10

230 V LED 12 W 3000 K 900 lm Ra 80

G13546

€ 5.50

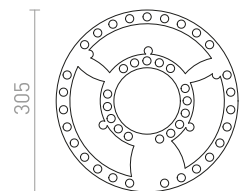
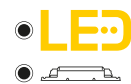


LED MODUL R 30

230 V LED 36 W 3000 K 2700 lm Ra 80

G13545

€ 14.50

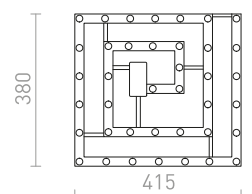


LED MODUL SQ 41

230 V LED 48 W 3000 K 3600 lm Ra 80

G13547

€ 22





PARATHOM SMART

LED Smart light source with E27 fitting that can be configured and controlled remotely using the LEDVANCE SMART+ app found on Android 6.0 or Apple Homekit. RGBW color management. Adjustable light color temperature between 2700K and 6500K. Dimmable via Bluetooth.


OSRAM SMART+ RGBW CLASSIC A

230 V E27 LED EQ 60 W 2700 K-6500 K 810 lm Ra 80


G13728 matte

€ 19

Ø60x120 mm



APPLICATION
ANDROID



APPLICATION
APPLE



PARATHOM SMART

LED Smart light source with E27 fitting that can be configured and controlled remotely using the LEDVANCE SMART+ app found on Android 6.0 or Apple Homekit. Dimmable via Bluetooth.

OSRAM SMART+ CLASSIC

230 V E27 LED EQ 60 W 2700 K 800 lm Ra 80

G13700 matte

€ 12

Ø60x120 mm



PARATHOM RGBW

LED light source with built in RGB technology, that can be set to multiple colours, including warm white. No installation or configuration via mobile devices is required. Changing colours, modes and dimming can all be done by a simple click of a button. Including an IR remote.

OSRAM RGBW CLASSIC A

230 V E27 LED EQ 60 W 2700 K 806 lm Ra 80

G13579 matte

€ 16

Ø60x114 mm





PARATHOM RGBW

LED light source with built in RGB technology, that can be set to multiple colours, including warm white. No installation or configuration via mobile devices is required. Changing colours, modes and dimming can all be done by a simple click of a button. Including an IR remote.

OSRAM RGBW PAR16

230 V GU10 LED EQ 25 W 2700 K 250 lm Ra 80

G13577 white

€ 15

Ø50x56 mm



PARATHOM RGBW

LED light source with built in RGB technology, that can be set to multiple colours, including warm white. No installation or configuration via mobile devices is required. Changing colours, modes and dimming can all be done by a simple click of a button. Including an IR remote.


OSRAM RGBW MINI-BALL

230 V E14 LED EQ 40 W 2700 K 470 lm Ra 80

G13578 matte

€ 13.50

Ø47x91 mm





PARATHOM SMART

LED Globe Smart WiFi light source with E27 fitting which is dimable using: LEDVANCE SMART+ WiFi (version Android 4.4 or iOS 9.0 or above), Google Assistant or Amazon Alexa. Controlled via WiFi.

OSRAM SMART+ GLOBE 125 WIFI

230 V E27 LED EQ 60 W 2700 K 806 lm Ra 80

G13943 clear

€ 22

NEW

Ø124x168 mm



OSRAM SMART+ GLOBE 125 WIFI

230 V E27 LED EQ 60 W 2700 K 806 lm Ra 80

G13944 amber

€ 25

NEW

Ø124x168 mm



OSRAM SMART+ GLOBE 125 WIFI

230 V E27 LED EQ 60 W 2700 K 806 lm Ra 80


G13945 smoke-colored

€ 25

NEW

Ø124x168 mm





PARATHOM SMART

LED Globe Smart bulb for E27 sockets which can be controlled using the LEDVANCE SMART+ WiFi app (Android 4.4 / iOS 9.0 or above required), as well as Google Assistant or Amazon Alexa. The RGBW functionality you will let select colours or set to a specific color temperature, from 2700K to 6500K. Uses WiFi to communicate.

OSRAM SMART+ GLOBE 95

230 V E27 LED EQ 100 W RGBW 1521 lm Ra 80

G13833 matte

€ 38

Ø95x142 mm



**OSRAM
VINTAGE GLOBE 125 DECO**



Ø125x168 mm
amber
230 V LED E27 EQ 40 W
2500 K 470 lm Ra 80
G13311

€ 25

**OSRAM
VINTAGE GLOBE 125 SPIRAL**



Ø125x178 mm
smoke-colored
230 V LED E27 EQ 15 W
1800 K 140 lm Ra 80
G13459

€ 24

**OSRAM
VINTAGE GLOBE 125 SPIRAL**



Ø125x178 mm
amber
230 V LED E27 EQ 25 W
2000 K 250 lm Ra 80
G13152

€ 17

**OSRAM
VINTAGE GLOBE 125 DIMM**



Ø125x173 mm
amber dimmable
230 V LED E27 EQ 55 W
2400 K 650 lm Ra 80
G13023

€ 18.50

**OSRAM
VINTAGE BALLON DIMM**



Ø170x270 mm
clear dimmable
230 V LED E27 EQ 30 W
2700 K 400 lm Ra 80
G13953 NEW

€ 88

**OSRAM
VINTAGE EDISON SPIRAL**



Ø64x140 mm
smoke-colored
230 V LED E27 EQ 25 W
1800 K 250 lm Ra 80
G13581

€ 24

**OSRAM
VINTAGE EDISON SPIRAL**



Ø64x140 mm
amber
230 V LED E27 EQ 25 W
2000 K 250 lm Ra 80
G13309

€ 14

**OSRAM
RETROFIT EDISON**



Ø64x143 mm
clear
230 V LED E27 EQ 40 W
2700 K 470 lm Ra 80
G13573

€ 11.50

**OSRAM
VINTAGE**



Ø75x156 mm
amber
230 V LED E27 EQ 40 W
2500 K 470 lm Ra 80
G13310

€ 24

**OSRAM
RETROFIT TUBE**



Ø25x80 mm
clear
230 V LED E14 EQ 40 W
2700 K 470 lm Ra 80
G13150

€ 9.20

**OSRAM
VINTAGE TUB**



Ø28.5x138 mm
amber
230 V LED E27 EQ 20 W
2400 K 200 lm Ra 80
G13021

€ 13

**OSRAM
VINTAGE TUB**



Ø28.5x204 mm
amber
230 V LED E27 EQ 35 W
2400 K 400 lm Ra 80
G13022

€ 17

**OSRAM
VINTAGE CANDLE**



Ø35x100 mm
amber
230 V LED E14 EQ 35 W
2400 K 410 lm Ra 80
G13308

€ 8.35

**OSRAM
TOP MINI-BALL**



Ø45x78 mm
chrome
230 V LED E14 EQ 31 W
2700 K $\angle 320^\circ$ 380 lm Ra 80
G13013

€ 9

**OSRAM
TOP CLASSIC A**



Ø60x105 mm
chrome
230 V LED E27 EQ 50 W
2700 K 650 lm Ra 80
G13154

€ 11

**OSRAM
TOP CLASSIC A**



Ø60x105 mm
golden foil
230 V LED E27 EQ 50 W
2700 K 650 lm Ra 80
G13458

€ 7.80

**OSRAM
RETROFIT GLOBE 125**



Ø124x168 mm
clear
230 V LED E27 EQ 25 W
2700 K 250 lm Ra 80
G12244 € 9.80

**OSRAM
RETROFIT GLOBE 125**



Ø124x168 mm
clear
230 V LED E27 EQ 40 W
2700 K 470 lm Ra 80
G12245 € 11.50

**OSRAM
RETROFIT GLOBE 125**



Ø124x168 mm
clear
230 V LED E27 EQ 60 W
2700 K 806 lm Ra 80
G12246 € 14.50

**OSRAM
RETROFIT GLOBE 125**



Ø124x168 mm
matte
230 V LED E27 EQ 100 W
2700 K 1521 lm Ra 80
G13460 € 24

**OSRAM
RETROFIT GLOBE 95**



Ø95x138 mm
matte
230 V LED E27 EQ 60 W
2700 K 806 lm Ra 80
G13024 € 10.50

**OSRAM
RETROFIT GLOBE 95 DIMM**



Ø95x135 mm
opal-colored glass dimmable
230 V LED E27 EQ 75 W
2700 K 1055 lm Ra 80
G13462 € 15.50

**OSRAM
RETROFIT GLOBE 95 DIMM**



Ø95x135 mm
opal-colored glass dimmable
230 V LED E27 EQ 100 W
2700 K 1521 lm Ra 80
G13461 € 22

**OSRAM
ULTRA ECONOMY
210LM/W GLOBE 95**



Ø95x140 mm
clear
230 V LED E27 EQ 60 W
3000 K 840 lm Ra 80
G13951 NEW € 24

**OSRAM
ULTRA ECONOMY
210LM/W GLOBE 95**



Ø95x140 mm
matte
230 V LED E27 EQ 60 W
3000 K 840 lm Ra 80
G13952 NEW € 24

**LAMBRINA
230**



Ø230x80 mm
matte
230 V LED E27 36 W
3000 K 2200 lm Ra 80
G13518 ▶ € 15.50

**OSRAM
ULTRA ECONOMY
210LM/W CLASSIC A**



Ø60x105 mm
clear
230 V LED E27 EQ 60 W
3000 K 840 lm Ra 80
G13947 NEW € 22

**OSRAM
ULTRA ECONOMY
210LM/W CLASSIC A**



Ø60x105 mm
clear
230 V LED E27 EQ 100 W
3000 K 1521 lm Ra 80
G13948 NEW € 28

**OSRAM
ULTRA ECONOMY
210LM/W CLASSIC A**



Ø60x105 mm
matte
230 V LED E27 EQ 60 W
3000 K 840 lm Ra 80
G13949 NEW € 22

**OSRAM
ULTRA ECONOMY
210LM/W CLASSIC A**



Ø60x105 mm
matte
230 V LED E27 EQ 100 W
3000 K 1521 lm Ra 80
G13950 NEW € 28

**OSRAM
RETROFIT CANDLE**



Ø35x100 mm
clear
230 V LED E14 EQ 40 W
2700 K 470 lm Ra 80
G11849

€ 5.35

**OSRAM
RETROFIT CANDLE**



Ø35x100 mm
clear
230 V LED E14 EQ 40 W
4000 K 470 lm Ra 80
G13455

€ 5.35

**OSRAM
RETROFIT CANDLE**



Ø35x100 mm
clear
230 V LED E14 EQ 60 W
2700 K 806 lm Ra 80
G13725

€ 8.25

**OSRAM
RETROFIT CANDLE**



Ø35x100 mm
matte
230 V LED E14 EQ 25 W
2700 K 250 lm Ra 80
G13946 NEW

€ 4.80

**OSRAM
RETROFIT DIMM**



Ø35x97 mm
matte dimmable
230 V LED E14 EQ 40 W
2700 K 470 lm Ra 80
G13151

€ 7.80

**OSRAM
RETROFIT CANDLE DIMM**



Ø35x100 mm
matte dimmable
230 V LED E14 EQ 60 W
2700 K 806 lm Ra 80
G13454

€ 11.50

**OSRAM
RETROFIT MINI-BALL DIMM**



Ø45x78 mm
matte dimmable
230 V LED E14 EQ 25 W
2700 K 250 lm Ra 80
G13847 NEW

€ 7.80

**OSRAM
RETROFIT MINI-BALL**



Ø45x78 mm
clear
230 V LED E14 EQ 40 W
2700 K 470 lm Ra 80
G12243

€ 5.80

**OSRAM
RETROFIT MINI-BALL DIMM**



Ø45x78 mm
clear dimmable
230 V LED E14 EQ 60 W
2700 K 806 lm Ra 80
G13572

€ 8.80

**OSRAM
RETROFIT MINI-BALL**



Ø45x77 mm
matte
230 V LED E14 EQ 40 W
2700 K 470 lm Ra 80
G13098

€ 5.50

**OSRAM
RETROFIT MINI-BALL DIMM**



Ø45x78 mm
matte dimmable
230 V LED E14 EQ 60 W
2700 K 806 lm Ra 80
G13453

€ 11.50

**OSRAM
RETROFIT MINI-BALL DIMM**



Ø45x77 mm
clear dimmable
230 V LED E27 EQ 40 W
2700 K 470 lm Ra 80
G13014

€ 8.25

**OSRAM
RETROFIT MINI-BALL**



Ø45x77 mm
clear
230 V LED E27 EQ 60 W
2700 K 806 lm Ra 80
G13307

€ 8.80

**OSRAM
RETROFIT MINI-BALL DIMM**



Ø45x77 mm
matte dimmable
230 V LED E27 EQ 25 W
2700 K 250 lm Ra 80
G13119

€ 7.80

**OSRAM
RETROFIT MINI-BALL DIMM**



Ø45x77 mm
matte dimmable
230 V LED E27 EQ 40 W
2700 K 470 lm Ra 80
G13015

€ 8.50

**OSRAM
RETROFIT CLASSIC A DIMM**



Ø60x105 mm
clear dimmable
230 V LED E27 EQ 40 W
2700 K 470 lm Ra 80
G13110 € 7.35

**OSRAM
RETROFIT CLASSIC A DIMM**



Ø60x105 mm
clear dimmable
230 V LED E27 EQ 60 W
2700 K 806 lm Ra 80
G13111 € 7.35

**OSRAM
RETROFIT CLASSIC A DIMM**



Ø60x105 mm
clear dimmable
230 V LED E27 EQ 75 W
2700 K 1055 lm Ra 80
G13112 € 11

**OSRAM
RETROFIT CLASSIC A DIMM**



Ø60x105 mm
clear dimmable
230 V LED E27 EQ 100 W
2700 K 1521 lm Ra 80
G13123 € 14.50

**OSRAM
RETROFIT CLASSIC A DIMM**



Ø60x105 mm
matte dimmable
230 V LED E27 EQ 40 W
2700 K 470 lm Ra 80
G13099 € 8.35

**OSRAM
RETROFIT CLASSIC A DIMM**



Ø60x106 mm
matte dimmable
230 V LED E27 EQ 60 W
2700 K 806 lm Ra 80
G13026 € 8.35

**OSRAM
RETROFIT CLASSIC A DIMM**



Ø60x105 mm
matte dimmable
230 V LED E27 EQ 60 W
4000 K 806 lm Ra 80
G13027 € 8.35

**OSRAM
RETROFIT CLASSIC A DIMM**



Ø60x105 mm
matte dimmable
230 V LED E27 EQ 75 W
2700 K 1055 lm Ra 80
G13028 € 12

**OSRAM
RETROFIT CLASSIC A DIMM**



Ø60x105 mm
matte dimmable
230 V LED E27 EQ 75 W
4000 K 1055 lm Ra 80
G13477 € 12

**OSRAM
RETROFIT CLASSIC A**



Ø60x105 mm
matte
230 V LED E27 EQ 100 W
2700 K 1521 lm Ra 80
G13029 € 12

**OSRAM
RETROFIT CLASSIC A DIMM**



Ø60x105 mm
matte dimmable
230 V LED E27 EQ 100 W
2700 K 1521 lm Ra 80
G13306 € 14.50

**OSRAM
RETROFIT CLASSIC A**



Ø70x118 mm
matte
230 V LED E27 EQ 150 W
2700 K 2452 lm Ra 80
G13457 € 24

**OSRAM
ADV CLASSIC A DIMM**



Ø67x143 mm
matte dimmable
230 V LED E27 EQ 150 W
2700 K <200° 2452 lm Ra 80
G12237 € 24

**OSRAM
RETROFIT CLASSIC A**



Ø95x162 mm
matte
230 V LED E27 EQ 200 W
2700 K 3452 lm Ra 80
G13831 € 35

**OSRAM
RETROFIT CLASSIC A DIMM**



Ø90x184 mm
matte dimmable
230 V LED E27 EQ 200 W
2700 K 3452 lm Ra 80
G13832 € 35

**LED E27
TUBE**



Ø50x100 mm
230 V LED E27 7,5 W
3000 K ∠180° 700 lm Ra 80
G12985 ➔ **€ 3.80**

**OSRAM
TUBE**



Ø36x116 mm
matte
230 V LED E27 EQ 75 W
2700 K 1050 lm Ra 80
G13155 **€ 7.80**

**OSRAM
PIN MICRO G4**



Ø10x30 mm
12 V LED G4 EQ 10 W
2700 K ∠300° 100 lm Ra 80
G13828 **€ 11**

**OSRAM
PIN G4**



Ø13x36 mm
12 V LED G4 EQ 20 W
2700 K ∠300° 200 lm Ra 80
G13034 **€ 7.35**

**OSRAM
PIN G4**



Ø14x40 mm
12 V LED G4 EQ 30 W
2700 K ∠320° 300 lm Ra 80
G13035 **€ 8.80**

**OSRAM
PIN G9**



Ø16x60 mm
clear glass
230 V LED G9 EQ 30 W
2700 K ∠320° 300 lm Ra 80
G13478 ➔ **€ 11**

**OSRAM
PIN G9**



Ø15x46 mm
230 V LED G9 EQ 20 W
2700 K 200 lm Ra 80
G13715 **€ 6.80**

**OSRAM
PIN G9**



Ø15x47 mm
230 V LED G9 EQ 30 W
2700 K ∠300° 320 lm Ra 80
G13036 **€ 8.80**

**OSRAM
PIN G9 DIMM**



Ø16x52 mm
dimmable
230 V LED G9 EQ 30 W
2700 K 320 lm Ra 80
G13829 **€ 17**

**OSRAM
PIN G9**



Ø19x52 mm
230 V LED G9 EQ 40 W
2700 K ∠300° 470 lm Ra 80
G13037 **€ 12**

**OSRAM
PIN G9**



Ø19x52 mm
230 V LED G9 EQ 40 W
4000 K ∠300° 470 lm Ra 80
G13038 **€ 12**

**OSRAM
PIN G9 DIMM**



Ø18x59 mm
dimmable
230 V LED G9 EQ 40 W
2700 K 470 lm Ra 80
G13830 **€ 22**

**OSRAM
PIN G9**



Ø18x59 mm
dimmable
230 V LED G9 EQ 50 W
2700 K ∠320° 600 lm Ra 80
G13464 **€ 17**

**OSRAM
SPECIAL SLIM**



Ø18x90 mm
clear
230 V LED B15d EQ 60 W
2700 K ∠320° 806 lm Ra 80

G13456 € 38

**OSRAM
SPECIAL SLIM DIMM**



Ø18x100 mm
clear dimmable
230 V LED B15D EQ 75 W
2700 K 1055 lm Ra 80

G13574 € 48

**OSRAM
SLIM LINE 118MM**



Ø20x118 mm
clear
230 V LED R7S EQ 100 W
2700 K 1521 lm Ra 80

G13576 € 24

**OSRAM
LINE 118MM DIMM**



Ø28x118 mm
dimmable
230 V LED R7S EQ 125 W
2700 K ∠300° 2000 lm Ra 80

G13044 € 38

**OSRAM
LINE 118MM DIMM**



Ø28x118 mm
clear dimmable
230 V LED R7s EQ 150 W
2700 K 2452 lm Ra 80

G13468 € 58


**OSRAM
SLIM LINE 78MM**



Ø20x78 mm
clear
230 V LED R7S EQ 60 W
2700 K ∠300° 806 lm Ra 80

G13575 € 16.50

**OSRAM
LINE 78MM DIMM**



Ø29x78 mm
dimmable
230 V LED R7S EQ 75 W
2700 K ∠300° 1055 lm Ra 80

G13043 € 18

**OSRAM
LINE 78MM DIMM**



Ø28x78 mm
clear dimmable
230 V LED R7s EQ 100 W
2700 K 1521 lm Ra 80

G13467 € 32

**OSRAM
HALO PIN G9**



Ø14x43 mm
clear dimmable
230 V G9 EQ 25 W
2700 K 235 lm Ra 100

G13122 € 5

**OSRAM
HALO PIN G9**



Ø14x43 mm
clear dimmable
230 V G9 EQ 40 W
2700 K 460 lm Ra 100

G13045 € 5

**OSRAM
HALO LINE 78MM**



Ø12x78 mm
clear dimmable
230 V R7S EQ 60 W
2900 K 750 lm Ra 100

G13047 € 9

**OSRAM
MR16 DIMM**



Ø50x44 mm
dimmable
12 V LED GU5,3 EQ 35 W
3000 K ∠36° 345 lm Ra 90
G13960 NEW **€ 12**

**OSRAM
PRO MR16 DIMM**



Ø51x46 mm
dimmable
12 V LED GU5,3 EQ 20 W
3000 K ∠36° 230 lm Ra 97
G12234 **€ 11**

**OSRAM
MR16 DIMM**



Ø50x44 mm
dimmable
12 V LED GU5,3 EQ 50 W
3000 K ∠36° 621 lm Ra 90
G13705 **€ 17.50**

**OSRAM
PAR16 DIMM**



Ø51x55 mm
dimmable
230 V LED GU10 EQ 35 W
2700 K ∠36° 230 lm Ra 90
G13120 **€ 7.80**

**OSRAM
ADV PAR16 DIMM**



Ø51x55 mm
dimmable
230 V LED GU10 EQ 35 W
3000 K ∠36° 230 lm Ra 90
G11837 **€ 7.80**

**OSRAM
ADV PAR16 DIMM**



Ø50x52 mm
dimmable
230 V LED GU10 EQ 35 W
4000 K ∠36° 230 lm Ra 90
G12206 **€ 7.80**

**OSRAM
PRO PAR16 DIMM**



Ø51x55 mm
dimmable
230 V LED GU10 EQ 35 W
3000 K ∠36° 230 lm Ra 97
G11852 **€ 10.50**

**OSRAM
ADV PAR16 DIMM**



Ø50x52 mm
dimmable
230 V LED GU10 EQ 50 W
2700 K ∠36° 350 lm Ra 90
G11840 **€ 8.35**

**OSRAM
ADV PAR16 DIMM**



Ø51x55 mm
dimmable
230 V LED GU10 EQ 50 W
3000 K ∠36° 350 lm Ra 90
G11841 **€ 8.35**

**OSRAM
ADV PAR16 DIMM**



Ø50x52 mm
dimmable
230 V LED GU10 EQ 50 W
4000 K ∠36° 350 lm Ra 90
G12207 **€ 8.35**

**OSRAM
PAR16**



Ø51x55 mm
dimmable
230 V LED GU10 EQ 50 W
2700 K ∠120° 350 lm Ra 80
G12232 **€ 6**

**OSRAM
ADV PAR16 DIMM**



Ø50x52 mm
dimmable
230 V LED GU10 EQ 80 W
3000 K ∠36° 550 lm Ra 90
G12065 **€ 13**

**OSRAM
PAR16 DIMM**



Ø51x54 mm
dimmable
230 V LED GU10 EQ 80 W
4000 K ∠36° 575 lm Ra 90
G13041 **€ 13**

**OSRAM
PAR16 DIMM**



Ø50x52 mm
dimmable
230 V LED GU10 EQ 80 W
2700 K ∠120° 575 lm Ra 90
G13040 **€ 13**

**OSRAM
PAR16 DIMM**



Ø50x52 mm
dimmable
230 V LED GU10 EQ 100 W
3000 K ∠36° 750 lm Ra 80
G13706 **€ 19**

**OSRAM
PAR16**



Ø50x53 mm
white
230 V LED GU10 EQ 35 W
2700 K ∠36° 230 lm Ra 80
G13465 € 4.35

**OSRAM
PAR16**



Ø50x53 mm
white
230 V LED GU10 EQ 50 W
2700 K ∠36° 350 lm Ra 80
G13466 € 6

**ALFA
69**



Ø69x70 mm
silver grey/chrome
230 V LED GU10 6 W
3000 K ∠24° 300 lm Ra 80
G13406 € 11

**ALFA
69**



Ø69x70 mm
silver grey/chrome
230 V LED GU10 6 W
4000 K ∠24° 300 lm Ra 80
G13407 € 11

**OSRAM
PRO AR111 DIMM**



Ø111x62 mm
dimmable
12 V LED G53 EQ 50 W
3000 K ∠24° 450 lm Ra 90
G13722 € 48

**OSRAM
PRO AR111 DIMM**



Ø111x62 mm
dimmable
12 V LED G53 EQ 100 W
2700 K ∠24° 950 lm Ra 90
G13723 € 58

**OSRAM
PRO AR111 DIMM**



Ø107x55 mm
dimmable
12 V LED G53 EQ 75 W
4000 K ∠24° 800 lm Ra 97
G13724 € 48

**OSRAM
PRO AR111 DIMM**



Ø111x62 mm
dimmable
12 V LED G53 EQ 50 W
3000 K ∠40° 450 lm Ra 97
G13655 € 48

**OSRAM
PRO AR111 DIMM**



Ø111x62 mm
dimmable
12 V LED G53 EQ 75 W
3000 K ∠40° 800 lm Ra 97
G13656 € 48

**OSRAM
PRO AR111 DIMM**



Ø111x62 mm
dimmable
12 V LED G53 EQ 75 W
3000 K ∠24° 800 lm Ra 97
G13657 € 48

**LED
ES111**



Ø111x70 mm
white
230 V LED GU10 12 W
3000 K ∠45° 1000 lm Ra 80
G12723 € 12

**LED
ES111**



Ø111x70 mm
grey
230 V LED GU10 12 W
3000 K ∠45° 1000 lm Ra 80
G12724 € 12

**LED
ES111**



Ø111x70 mm
white
230 V LED GU10 12 W
4000 K ∠45° 1000 lm Ra 80
G12725 € 12

**LED
ES111**



Ø111x70 mm
grey
230 V LED GU10 12 W
4000 K ∠45° 1000 lm Ra 80
G12726 € 12

**OSRAM
R50 DIMM**



Ø50x85 mm
dimmable
230 V LED E14 EQ 60 W
2700 K ∠36° 345 lm Ra 90

G13147 € 11.50

**OSRAM
R63 DIMM**



Ø63x105 mm
dimmable
230 V LED E27 EQ 60 W
2700 K ∠36° 345 lm Ra 90

G13148 € 14

**OSRAM
R80 DIMM**



Ø80x115 mm
dimmable
230 V LED E27 EQ 100 W
2700 K ∠36° 670 lm Ra 80

G13149 € 18

**OSRAM
PAR20 DIMM**



Ø65x85 mm
dimmable
230 V LED E27 EQ 50 W
2700 K ∠36° 345 lm Ra 90

G13020 € 12

**OSRAM
ADV PAR30 DIMM**



Ø95x93 mm
dimmable
230 V LED E27 EQ 75 W
2700 K ∠36° 633 lm Ra 90

G12067 € 22

**OSRAM
ADV PAR38 DIMM**



Ø120x132 mm
dimmable
230 V LED E27 EQ 120 W
2700 K ∠30° 1035 lm Ra 80

G12068 € 32



**OSRAM
PAR16 GLOWDIM**



Ø50x54 mm
dimmable
230 LED GU10 EQ 50 W
2700 K ∠36° 350 lm Ra 80

G13185 € 11.50

**OSRAM
ADV CANDLE GLOWDIM**



Ø38x105 mm
matte dimmable
230 V LED E14 EQ 40 W
2700 K 470 lm Ra 80

G12209 % € 8.50

**OSRAM LEDINESTRA
1P 30 DIMM**




Ø300 mm
matte dimmable
230 V LED S14d EQ 27 W
2700 K 275 lm Ra 80
G11860 € 38

**OSRAM LEDINESTRA
1P 50 DIMM**



Ø500 mm
matte dimmable
230 V LED S14d EQ 40 W
2700 K 470 lm Ra 80
G11862 € 48

**OSRAM LEDINESTRA
2P 30 DIMM**



Ø300 mm
matte dimmable
230 V LED S14s EQ 27 W
2700 K 275 lm Ra 80
G11859 € 38

**OSRAM LEDINESTRA
2P 50 DIMM**



Ø500 mm
matte dimmable
230 V LED S14s EQ 40 W
2700 K 470 lm Ra 80
G11861 € 48

**OSRAM LEDINESTRA
2P 100 DIMM**



Ø29x1000 mm
matte dimmable
230 V LED S14s EQ 75 W
2700 K 1055 lm Ra 80
G12251 € 88

**OSRAM
DULUX L**



Ø413 mm
matte
230 V LED 2G11 EQ 36 W
3000 K 2070 lm Ra 80
G13469 € 48

**OSRAM
DULUX L**



Ø413 mm
matte
230 V LED 2G11 EQ 36 W
4000 K 2300 lm Ra 80
G13470 € 48

**OSRAM
STAR**



Ø75x28 mm
230 V LED GX53 EQ 40 W
2700 K ∠120° 470 lm Ra 80
G13032 € 11.50

**OSRAM
STAR**



Ø75x28 mm
230 V LED GX53 EQ 40 W
4000 K ∠120° 470 lm Ra 80
G13033 € 11.50

**PUC
LIGHTSOURCE**



Ø74x27 mm
230 V LED GX53 7 W
3000 K ∠105° 560 lm Ra 80
G12340 € 8





LAMP ACCESSORIES



DRIVER


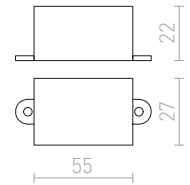
LED driver 350mA.

DRIVER LED 1-3W

350 mA 4,2W

G13124

€ 5.80



DRIVER

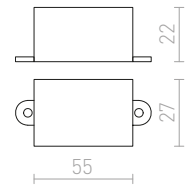
LED driver 700mA.

DRIVER LED 1x3W

700 mA 3 W

G13125

€ 5.80



DRIVER

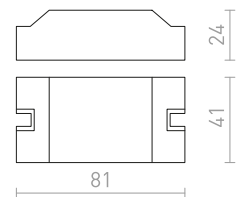
LED driver 350mA.

DRIVER LED 3-8W

350 mA 8,5 W

G13008

€ 28



DRIVER

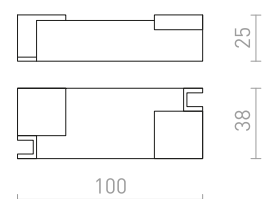
LED driver 350mA.

DRIVER LED 7-15W

350 mA 16 W

G13806

€ 8.50





TRANSFORMER 12V

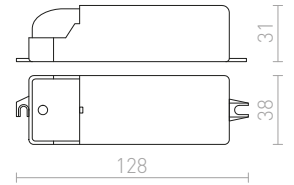
Transformer 12 AC.

TRAF0 20-70W 12V AC DIMM

12 V 70 W

G13002

€ 19



dimnable



TRANSFORMER 12V

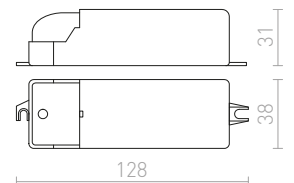
Transformer 12 AC.

TRAF0 35-105W 12V AC DIMM

12 V 105 W

G13003

€ 22



dimnable



TRANSFORMER 12V

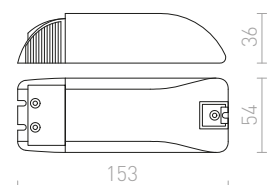
Transformer 12 AC.

TRAF0 50-150W 12V AC DIMM

12 V 150 W

G13004

€ 58



dimnable



DRIVER

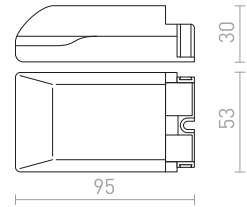
LED driver 500mA 9-18W. TRIAC dimming.

DRIVER LED 9-18W DIMM

500 mA max 18 W

G13840

€ 48



dimnable



DRIVER

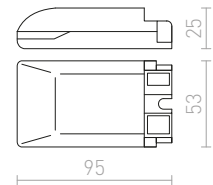
LED driver 700mA 3x3W. Dimming by TRIAC.

DRIVER LED 3x3W DIMM

700 mA 10 W

G13009

€ 35



dimnable



TRANSFORMER 12V=

Transformer 12V DC.

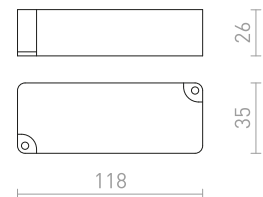
TRAF0 0-20W

230 V/12 V= 20 W IP67

G14018

€ 22

NEW



TRANSFORMER 24V=

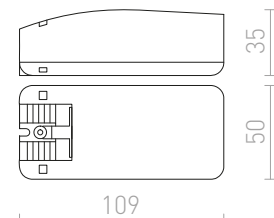
Transformer 24 DC.

TRAF0 0,5-20W

24= 20 W

G13006

€ 48





IP44

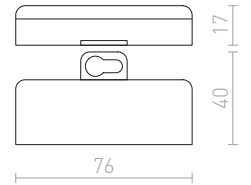
IP-BOX

Connection box for wet environments. Suitable for 3x1.5 cables.

IP-BOX
IP44

G12582 white

€ 1.80



IP67

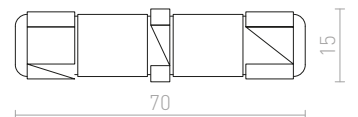
IP-BOX

Connection joint for outdoor environments. Suitable for 3x1.5 cables.

IP-BOX
230 V IP67

G12984

€ 5.20



IP65

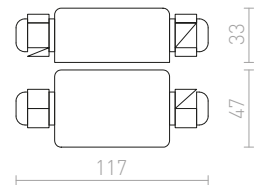
IP-BOX

Connection joint for outdoor environments. Suitable for 3x1.5 cables.

IP-BOX
230 V IP65

G12983

€ 3.80



IP68

IP-BOX

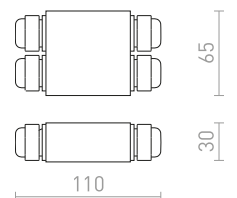
Cable joint for outdoor use. Suitable for 2x1.5 cables. Supplied with 4 washers and 2 plugs.

IP-BOX IP68
IP68

G13846 black

€ 12

NEW





SENSOR

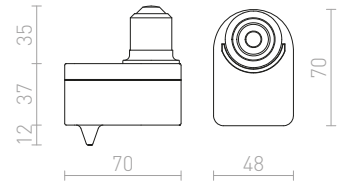
Adapter on E27 fitting with integrated motion sensor.

SENSOR E27

230 V E27 60 W ∠360°

G12752

€ 11 %



SENSOR

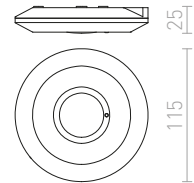
Motion sensor for ceiling or wall installation.

SENSOR CEILING

230 V max. 2000 W ∠360°

G12754

€ 12.50



SENSOR

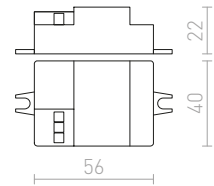
Motion sensor for installation into suitable lighting fixtures.

SENSOR FOR FITTING INTO FIXTURES

230 V max. 1200 W ∠360°

G12755 white

€ 10.50



IP-BOX

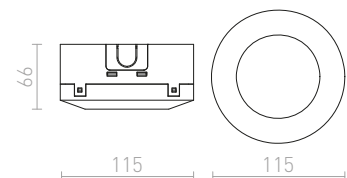
Durable cover for protection of motion sensor G12755 in wet environments.

IP-BOX FOR SENSOR G12755

IP65

G12756

€ 4.80 %



IP65





SENSOR

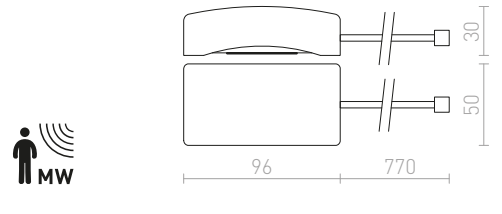
Motion sensor with external sensor on cable.
The external sensor is only used to detect (determine) the light intensity for the correct function of the sensor.

SENSOR ABOVE THE CEILING

max 1200 W ∠360°

G12753 white

€ 13.50



IP65

SENSOR


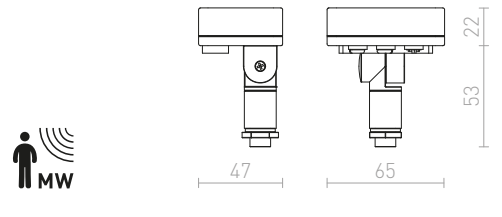
Motion sensor for installation into lighting fixtures.

SENSOR FOR FITTING INTO OUTDOOR FIXTURES

230 V max 500 W ∠180° IP65

G12757 white

€ 6 %



IP44

DARK SENSOR

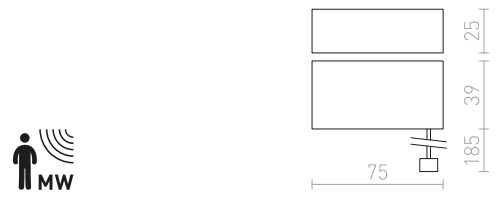
Daylight sensor with external detector.

DARK SENSOR 5-50 LUX BUILT-IN

230 V IP44

G12758 white

€ 5 %



IP44

DARK SENSOR

Daylight sensor for outdoor use.

DARK SENSOR 2-100 LUX SURFACE MOUNTED

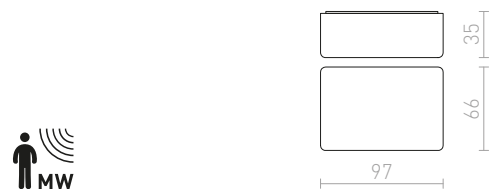
230 V IP44

G12759 black

€ 7.80

G13528 white

€ 7.80



1

1F track 532-533

A

ABAX bollard 638-639
ACASA recessed 446-447
ACUA recessed 400-401
ADAGIO wall 196-197
AGATE wall 250-251
AGATE ceiling 138-139
AGNETA for 1-circuit tracks pendant 554-555
AGNETA for 3-circuit tracks pendant 522-523
AGNETA surface mounted 310-311
AGNETA pendant 64-65
AIM on a goose neck 304-305
AINO pendant 30-31
AKORD wall recessed 722-723
ALFA 740-741
ALGOT table 338-339
ALLEGRO DIMM ceiling 154-155
ALVIS floor base 612-613
ALVIS table base 612-613
ALVIS table shade 576-577
ALVIS/AMBITUS floor 352-353
ALVIS/AMBITUS table 322-323
ALVIS/ILUSION floor 352-353
ALVIS/RIDICK floor 352-353
ALVIS/RON table 324-325
AMADEUS wall 282-283
AMARO recessed 474-475
AMBER wall 262-263
AMBITUS floor 352-353
AMBITUS floor shade 576-577
AMBITUS floor base 612-613
AMBITUS table base 612-613
AMBITUS table shade 576-577
AMBITUS/ALVIS table 322-323
AMENITY wall 194-195
AMICI silicone pendant 26-27
AMIGA DIMM 394-395
ANDANTE wall 668-669
ANIKA table 342-343
ANTE wall 226-227
APRIORI 398-399
AQILA wall 262-263
ARANA ceiling 104-105
ARAQ wall 278-279
ARAQ for 1-circuit tracks pendant 548-549
ARAQ for 3-circuit tracks pendant 520-521
ARAQ pendant 64-65
ASHLEY wall 224-225
ASPRO shade 572-573
ASTERI pendant 76-77
ASTERIA recessed 470-471
ASTON for 3-circuit tracks 522-523
ASTON pendant 66-67
ASTOR 402-403
ASTRAL pendant 32-33
ASTROMET pendant 32-33
ATHI wall 238-239
ATLANTA surface mounted 238-239
AWE ceiling 100-101
AZRIA pendant 42-43

B

BABADES for 1-circuit tracks 552-553
BABADES for 3-circuit tracks 526-527
BABADES pendant 70-71
BABU pendant 40-41

BABYMOON pendant or ground

BAHIA for 3-circuit tracks 630-631
BALEA for cabinets 504-505
BAROQUE wall 190-191
BARRY ceiling 310-311
BARRY 100-101
BEACON wall 630-631
BEAT pendant shade 572-573
BEAU MONDE pendant 34-35
BEEBA for 1-circuit tracks 544-545
BEEBA for 3-circuit tracks 510-511
BEJA wall 684-685
BELENOS for 1-circuit tracks 540-541
BELENOS for 1-circuit tracks pendant 552-553
BELENOS for 3-circuit tracks 508-509
BELENOS for 3-circuit tracks pendant 526-527
BELENOS ceiling 126-127
BELENOS pendant 62-63
BELI recessed 396-397
BELLA recessed 392-393
BELLINI for 1-circuit tracks pendant 548-549
BELLINI for 3-circuit tracks 516-517
BELLINI pendant 42-43
BEND arched wall-mounted base 608-609
BENITA wall 228-229
BERIT ceiling 140-141
BERMUDA recessed 398-399
BIANCA recessed 416-417
BIARITZ wall 242-243
BJORK recessed 448-449
BLONDIE for 1-circuit tracks 554-555
BLONDIE for 3-circuit tracks 522-523
BLONDIE pendant 66-67
BLUESTAR on spike 698-699
BOB on a goose neck 306-307
BOBO wall 264-265
BOBO floor 642-643
BODIE wall 228-229
BOGARD extender for pendants 62-63
BOGARD wall 286-287
BOGARD ceiling 126-127
BOGARD pendant 62-63
BOLLY surface mounted 206-207
BOLLY ceiling 106-107
BOLLY pendant 36-37
BONDY recessed 438-439
BONNIE wall 634-635
BONNIE bollard 634-635
BONO surface mounted 114-115
BORA on spike 700-701
BORA wall 696-697
BOSANNA floor 632-633
BOSANOVA floor 632-633
BOULOGNE floor 354-355
BOURDON wall 682-683
BRAN recessed 404-405
BROADWAY table 326-327
BROADWAY pendant adjustable 52-53
BROADWAY pendant on an arm 54-55
BRUXEL wall 238-239
BUCKY for 3-circuit tracks 524-525
BUCKY pendant 24-25
BUGSY wall 316-317
BUGSY floor 370-371
BUGSY table 344-345
BURTON for 3-circuit tracks 528-529
BURTON pendant 16-17

C

CABOX wall 674-675

CADENZA for 1-circuit tracks 540-541
CADENZA for 3-circuit tracks 506-507
CALLUM wall 210-211
CAMARGUE wall 660-661
CAMINO table 338-339
CAMINO table with shade 338-339
CAMINO pendant 16-17
CANTO decorative inner shade 132-133
CANTO ceiling light without inner shade 132-133
CARISSIMA pendant 70-71
CARRE wall 240-241
CASSABLANCA pendant 76-77
CASSAMBA wall 186-187
CASSIE wall 316-317
CASUAL shade 590-591
CELEIA surface mounted 310-311
CELEIA table 342-343
CHIC wall 228-229
CHICAGO wall 666-667
CHLOE wall 252-253
CHOIX wall 692-693
CHOUETTE wall adjustable 278-279
CHOUETTE for 1-circuit tracks 552-553
CHOUETTE for 3-circuit tracks 520-521
CHOUETTE pendant 26-27
CINDY pendant 32-33
CIRA ceiling 98-99
CLAIRE wall 658-659
CLANK pendant 22-23
CLUB recessed 470-471
CLYDE wall 634-635
CLYDE bollard 634-635
COCO pendant 20-21
COIMBRA recessed 428-429
COLES ceiling 120-121
COLES ceiling directional 120-121
COLIN ceiling 116-117
COMODO wall 672-673
CONDU ceiling 126-127
CONFETTI pendant 20-21
CONNOR for 1-circuit tracks 542-543
CONNOR for 3-circuit tracks 506-507
CONNOR ceiling 130-131
CONNOR 574-575
CONNY shade 574-575
CONNY table shade 574-575
CONNY shade 574-575
COPA for 1-circuit tracks 546-547
COPA for 3-circuit tracks 516-517
COPA pendant 64-65
CORAZON 204-205
CORDOBA on spike 698-699
COROA pendant 44-45
CORONA pendant 42-43
CORTINA floor base 616-617
CORTINA table base 616-617
CORTINA/JAKARANDA floor 362-363
COSMO on spike 700-701
COWLEY wall 230-231
COZY table 346-347
CRESCENDO wall 200-201
CRESCENT wall 232-233

D

DADA recessed 450-451
DADOS pendant 50-51
DAFFY wall 242-243
DAG recessed 418-419
DAISY pendant shade 572-573
DAN recessed 426-427

DANDY recessed	418-419	ETESIAN floor	360-361	H	
DANTE floor	358-359	EUTRAC 3-circuit track	490-491	HAREN surface mounted	278-279
DARIO decorative ring	128-129	EZRA pendant	22-23	HAY wall	234-235
DARIO for 1-circuit tracks	542-543			HEAVY DUTY outdoor reflector	702-703
DARIO for 3-circuit tracks	506-507	F		HEIDI table	338-339
DARIO ceiling	128-129	FABIO pendant set	602-603	HEIDI pendant	14-15
DARK SENSOR surface mounted	750-751	FACA recessed	722-723	HEX pendant set	598-599
DARK SENSOR built-in	750-751	FADO wall	280-281	HIDE wall	668-669
DEJAVU recessed	480-481	FADO floor	370-371	HUDSON wall	218-219
DELISA shade	580-581	FADO table	346-347	HUE DIMM ceiling	152-153
DELTA wall	666-667	FANCY pendant	28-29	HUE DIMM recessed	454-455
DELTA surface mounted	664-665	FANGIO for 3-circuit tracks	504-505	HUE ceiling	150-151
DESMOND wall	250-251	FAO wall	204-205	HUE recessed	452-453
DESTY for 1-circuit tracks	554-555	FAROS outdoor	704-705		
DESTY for 3-circuit tracks	526-527	FAX for 3-circuit tracks	512-513	I	
DESTY pendant	64-65	FIATLUX pendant	28-29	ICAR for 1-circuit tracks	552-553
DEZA square	112-113	FIT PPM cable	618-619	ICAR pendant	26-27
DIDO wall	248-249	FIT PPM textile cable	618-619	ILLUSION shade	578-579
DIFFUSER	588-589	FIT textile cable	618-619	ILUSIA pendant	16-17
DIFFUSER PRISM	582-583	FIZZ directional	440-441	IMPERIA wall	196-197
DINGO directional	424-425	FLAP wall	308-309	IMPERISO	184-185
DINGO fixed	422-423	FLATLINE for 3-circuit tracks	496-497	INCA	404-405
DINGO recessed	426-427	FLORIDA pendant	14-15	INEZ	392-393
DINO directional	426-427	FLORIO	202-203	INTRO	476-477
DIREZZA on spike	698-699	FOCUS DIMM for 1-circuit tracks	536-537	IP-BOX	748-749
DIREZZA wall	694-695	FOCUS DIMM for 3-circuit tracks	498-499	IP-BOX for sensor G12755	750-751
DIXIE wall	688-689	FOND wall	238-239	IPSO	428-429
DOUBLE shade	586-587	FORZA for 1-circuit tracks	540-541	IPSO fixed	428-429
DRIVER	746-747	FORZA for 3-circuit tracks	508-509	IRIA recessed	464-465
DRIVER DIMM	748-749	FOX outdoor reflector	694-695	ISLA recessed	404-405
DUBLIN surface mounted	208-209	FRISCO wall	304-305	ITAKA wall	710-711
DUDE wall	290-291	FRISCO table	344-345		
DUDE for 1-circuit tracks	540-541	FRUTTI for 3-circuit tracks	528-529	J	
DUDE for 3-circuit tracks	508-509	FRUTTI pendant	18-19	JACK wall	234-235
DUDE surface mounted	290-291			JACK for 3-circuit tracks	528-529
DUGME	292-293	G		JACK ceiling	118-119
DURANT wall	662-663	GAN wall	230-231	JACK pendant	16-17
		GAP recessed	722-723	JAKARANDA shade	578-579
E		GARBO table	342-343	JAMAICA pendant	24-25
EDIKA floor	360-361	GARDETTE floor	356-357	JAMES DIMM ceiling	140-141
EDIKA table	330-331	GARDETTE table	324-325	JERSEY wall	218-219
EIGHT for 3-circuit tracks pendant	518-519	GARDIEN bollard	642-643	JOLI wall	310-311
EIGHT ceiling	108-109	GARNISH for 3-circuit tracks	518-519	JOLI table	344-345
EIGHT pendant	46-47	GARNISH pendant	46-47	JULIETTA for 1-circuit tracks	550-551
EILEEN ceiling	110-111	GARRET wall	636-637	JULIETTA for 3-circuit tracks	516-517
EKE wall	304-305	GARY on spike	700-701	JULIETTA pendant	40-41
EL PASO table	324-325	GAVIN wall	670-671		
ELECTRA	430-431	GAYA	136-137	K	
ELIA wall	632-633	GERI wall	680-681	KANE wall	678-679
ELIA floor	632-633	GIFT pendant	48-49	KAY recessed	416-417
ELICA outdoor	466-467	GIGI wall	680-681	KAYA wall	308-309
ELICA recessed	466-467	GINA wall	228-229	KEIG ceiling	650-651
ELISA for 1-circuit tracks	554-555	GINA ceiling	116-117	KEITH table base with USB	614-615
ELISA for 3-circuit tracks	530-531	GINO wall	662-663	KEITH/ALVIS table with USB	326-327
ELISA pendant set	600-601	GIULIA for 1-circuit tracks	550-551	KEITH/AMBITUS table with USB	328-329
ELISEO wall	284-285	GIULIA for 3-circuit tracks	520-521	KEITH/DELISA table with USB	326-327
ELISEO surface mounted	300-301	GIULIA pendant	58-59	KEITH/RON table with USB	334-335
ELLA pendant	14-15	GLAMOUR pendant	28-29	KELLY DIMM wall	298-299
ENCOMBRE pendant	20-21	GLANS wall	212-213	KELLY DIMM semi-recessed	296-297
ENKI	138-139	GLOSSY	302-303	KELLY DIMM ceiling	130-131
ENZO pendant set	602-603	GLOSSY on a goose neck	302-303	KELLY DIMM recessed	432-433
EQUA	398-399	GOLDIE pendant	72-73	KELLY wall	296-297
ESICA ceiling	108-109	GORDIQ recessed	478-479	KELLY for 3-circuit tracks	512-513
ESME pendant	18-19	GORRA ceiling	100-101	KENNY decorative trim	288-289
ESPLANADE floor	358-359	GRANADA	434-435	KENNY surface mounted	288-289
ESPLANADE table	330-331	GRANDE ceiling	96-97	KENNY ceiling	288-289
ESPLANADE pendant	26-27	GRANITA wall	228-229	KICK recessed	472-473
ESSEX wall	248-249	GUN on spike	698-699	KIM ceiling	110-111
ESTRA pendant	48-49			KOMBIX pendant set	596-597

KORSO wall	248-249	MARINA wall	198-199	NYC floor lamp	616-617
KUBI	686-687	MARIO	246-247	NYC table lamp	616-617
KUBIS wall	234-235	MARVEL ceiling	142-143	NYC/CONNY floor	364-365
		MARVEL directional	142-143	NYC/CONNY table	332-333
		MARVEL ceiling	142-143	NYC/ILUSION floor	360-361
L		MAUI table base	614-615	NYC/RON floor	362-363
LALA for 1-circuit tracks	542-543	MAUI/ALVIS table	326-327	NYC/RON table	334-335
LALO pendant	30-31	MAUI/AMBITUS table	328-329	NYC/TEMPO floor	366-367
LAMBRINA	734-735	MAUI/CONNY table	332-333	NYC/TEMPO table	336-337
LARISA DIMM ceiling	148-149	MAVRO DIMM for 1-circuit tracks	538-539		
LARISA ceiling	146-147	MAVRO DIMM for 3-circuit tracks	502-503	O	
LARISA pendant	76-77	MAVRO DIMM pendant	60-61	ONYX wall	248-249
LAURA table	330-331	MAVRO for 1-circuit tracks	538-539	OPTIMUS for 1-circuit tracks	536-537
LEA wall	252-253	MAVRO for 1-circuit tracks pendant	552-553	OPTIMUS for 3-circuit tracks	500-501
LED	740-741	MAVRO for 3-circuit tracks	502-503	OPTIMUS ceiling	312-313
LED E27	738-739	MAVRO for 3-circuit tracks pendant	526-527	OPTIMUS pendant	62-63
LED MODUL	728-729	MAVRO pendant	60-61	ORBU	724-725
LED PROFILE surface mounted 1m	562-563	MAYO ceiling directional	134-135	ORBU recessed	724-725
LED PROFILE recessed 1m	564-565	MEA ceiling cylindrical	134-135	ORIN ceiling	112-113
LED STRIP	560-561	MEGALOS body	86-87	ORIT wall	314-315
LED STRIP driver	556-557	MELISA ceiling	170-171	OSRAM	732-733
LED STRIP LED-strip 5m	558-559	MEMPHIS wall recessed	466-467	OSRAM 78mm	738-739
LED STRIP driver	560-561	MENSA ceiling	154-155	OSRAM DIMM	734-735
LED STRIP connector	560-561	MENSA pendant	78-79	OSRAM GLOWdim	742-743
LED STRIP straight joint	560-561	MERANO ceiling	114-115	OSRAM mini-ball	730-731
LED STRIP joint	560-561	MERGO recessed	392-393	OSRAM mini-ball DIMM	736-737
LED STRIP dimmer with remote	560-561	MERIDO ceiling	112-113	OSRAM SPIRAL	734-735
LED STRIP Wi-Fi remote 5 in 1	556-557	MERIKO fixed	446-447	OSRAM candle	736-737
LEDA recessed	444-445	MERINGUE ceiling	106-107	OSRAM DIMM	736-737
LEROY	404-405	MERYLYN pendant	72-73	OSRAM candle GLOWdim	742-743
LESA wall	692-693	MEZZO DIMM ceiling	74-75	OSRAM LEDINESTRA DIMM	742-743
LEVIA wall	192-193	MEZZO suspension kit	74-75	OTIS ceiling	122-123
LEVIA fixing set for cabinets	192-193	MIA recessed	426-427	OWEN DIMM recessed	394-395
LEVITA pendant adjustable	52-53	MICO outdoor	244-245		
LINN wall	206-207	MICO wall	244-245	P	
LINN surface mounted	206-207	MIDZACK wall	242-243	PALEA	188-189
LISA pendant set	602-603	MIG wall	280-281	PANON wall	184-185
LIZ pendant	50-51	MILANO ceiling	136-137	PARAGNA wall	188-189
LIZARD recessed	438-439	MIRANDA wall	200-201	PARIS for cabinets	190-191
LIZZI wall	644-645	MIRO recessed	442-443	PASADENA	436-437
LIZZI ceiling	644-645	MIZZI	646-647	PASADENA recessed	436-437
LOLA ceiling	110-111	MIZZI wall	674-675	PEKKO wall	248-249
LOLLIPOP for 3-circuit tracks	502-503	MIZZI NEW wall	646-647	PER recessed	474-475
LOPE wall	214-215	MOCCA ceiling	134-135	PERISA wall	194-195
LOPE shade	592-593	MOIRE outdoor	244-245	PERTH wall with LED spotlight	220-221
LOPE pendant	30-31	MOMA directional	134-135	PERTH floor	366-367
LORCA on spike	700-701	MOMA ceiling	134-135	PERTH table	328-329
LOYD ceiling	56-57	MONACO table	336-337	PESANTE recessed	462-463
LUISA wall	186-187	MONE directional	440-441	PESANTE pendant	82-83
LULU floor	364-365	MONET wall	186-187	PIA wall	680-681
LULU table	332-333	MONETA DIMM pendant	76-77	PIPER wall	682-683
LUNA for 1-circuit tracks	546-547	MONROE for 3-circuit tracks	524-525	PIXIE on goose neck for 3-circuit tracks	512-513
LUNA for 3-circuit tracks	514-515	MONROE pendant	68-69	PIXIE directional	128-129
LUNA pendant	36-37	MONROE wall	226-227	PIXIE for 3-circuit tracks	512-513
LUNEA pendant triplex	38-39	MONTANA table	340-341	PIXIE ceiling	128-129
LUTON floor base	614-615	MORA wall	692-693	PLAZA wall with LED	222-223
LUTON/ILUSION floor	354-355	MORE pendant ceiling base	594-595	PLAZA floor	366-367
LUTON/RIDICK floor	354-355	MURO recessed	446-447	PLAZA table	336-337
LUTON/RON floor	356-357			POINT wall	306-307
		N		POLLOCK pendant	24-25
M		NANCY pendant	18-19	PONDER wall or bollard	640-641
MADISON wall	224-225	NAUTIC floor	356-357	PONDER bollard	640-641
MADISON ceiling	54-55	NAVY recessed	390-391	PONTA with sensor	696-697
MAJESTIC	398-399	NAXOS wall	246-247	POSTE ceiling base	604-605
MANTOVA ceiling	136-137	NEMAN wall	252-253	PRAGMA floor	368-369
MARA ceiling	124-125	NICK wall	250-251	PRIO LED wall	254-255
MARCO recessed	470-471	NIZZA table	340-341	PRODIGI for 3-circuit tracks	504-505
MAREA wall	188-189	NIZZA table base	610-611	PUC lightsource	742-743
MARENGA recessed	406-407	NIZZA shade	576-577	PULIRE for 1-circuit tracks	548-549
MARGO pendant	66-67				

PULIRE pendant	44-45	SINTRA pendant	68-69	TUBA ceiling	132-133
PURINA for 1-circuit tracks	544-545	SIV surface mounted	682-683	TUTTI for 3-circuit tracks	528-529
PURINA for 3-circuit tracks	510-511	SLENDER surface mounted	168-169	TUTTI pendant	18-19
Q					
QUADRA ceiling	650-651	SLENDER recessed	460-461	TWIST wall	254-255
QUO recessed	420-421	SNAZZY	128-129	U	
R					
RADICAL pendant	14-15	SOBER recessed	442-443	UKKO wall	250-251
RAGG recessed	476-477	SOCORRO surface mounted	168-169	V	
RALLONG ceiling base	594-595	SOCORRO recessed	460-461	VADE	132-133
RALLONG pendant ceiling base	594-595	SOLARIS surface mounted	122-123	VADIS wall	636-637
RARA pendant	22-23	SOLO ceiling base	604-605	VADIS bollard	636-637
RASQ wall recessed	476-477	SONET wall	638-639	VALE wall	308-309
REDO directional	316-317	SONET bollard	638-639	VALTO wall	206-207
REEM wall	246-247	SONNY ceiling	652-653	VALTO surface mounted	206-207
RENO wall	708-709	SONYA	652-653	VARIA floor	368-369
RENO surface mounted	708-709	SORANO wall	644-645	VECINO wall	670-671
REWA fixed	442-443	SORANO ceiling	644-645	VENICE ceiling	104-105
RIDICK shade	578-579	SPECTACLE surface mounted	114-115	VERIA wall	666-667
RIGA ceiling	130-131	SPIDER pendant set	606-607	VERITA wall	230-231
RIGA pendant	60-61	SPIDER fitting	606-607	VERO recessed	400-401
RINA wall	642-643	SPLASH recessed	402-403	VERSA wall	306-307
RINA bollard	642-643	SPRAY recessed	434-435	VERSA wall with shade	220-221
RINO decorative front cover	390-391	STIG wall	282-283	VERSINA with shade	220-221
RINO recessed without cover	390-391	STIG floor	368-369	VESCO pendant	24-25
RIO recessed	468-469	STIG pendant	60-61	VIENNA surface mounted	238-239
RITZY floor	358-359	STRUCTURAL surface mounted	174-175	VIP fold out	442-443
RITZY table	340-341	STRUCTURAL recessed	462-463	VIPER	346-347
RIZZ	724-725	STRUCTURAL pendant	80-81	VIRGO wall	672-673
RODGE ceiling	650-651	SWAY bathroom	184-185	VOLCA ceiling	120-121
ROLO wall	236-237	SWING picture light	256-257	VOLTERA wall	284-285
RON wall	214-215	T			
RON shade	582-583	TACO ceiling	122-123	W	
ROSITA wall	302-303	TAINA with shade	222-223	WATERBOY	390-391
ROSITA floor	368-369	TAMPA end caps 2 pcs	202-203	WIM wall	236-237
ROSITA table	344-345	TAMPA wall light without end caps	202-203	WISH DIMM for 1-circuit tracks	538-539
ROSS outdoor reflector	702-703	TAPA wall	246-247	WISH DIMM for 3-circuit tracks	500-501
ROSTAM wall with USB	278-279	TAPIO wall	280-281	WOODY table lamp base	610-611
ROZA wall	246-247	TAPIO table	346-347	WOOP wall	660-661
S					
SAMMY ceiling	110-111	TARIS surface mounted	654-655	X	
SAMPO wall	660-661	TECH fixed	444-445	XYLO wall	672-673
SANSSOUCI for 3-circuit tracks	518-519	TELO wall	674-675	Y	
SANSSOUCI pendant	46-47	TEMPO shade	588-589	YOLO above mirror	190-191
SARA ceiling	102-103	TERRA recessed	724-725	Z	
SASSARI ceiling	102-103	TESS recessed	474-475	ZACK	684-685
SAVOY for cabinets	190-191	THALIA wall	282-283	ZALA pendant	22-23
SCOTT ceiling	654-655	TIARA wall	222-223	ZANE wall	690-691
SEGNO recessed	464-465	TICO wall	262-263	ZARA ceiling	102-103
SELENA wall	216-217	TIM recessed	444-445	ZAZA wall	680-681
SELMA wall	682-683	TIRAS wall	658-659	ZIZI recessed	432-433
SEMPRE sensor ceiling	172-173	TITO DIMM wall	240-241	ZUMA DIMM for 3-circuit tracks	500-501
SEMPRE ceiling	170-171	TITO wall	240-241	ZUMBA table	334-335
SENSOR	750-751	TOLEDO	394-395	ZURI recessed	446-447
SENSOR above the ceiling	750-751	TOMBA pendant	46-47		
SENSOR for fitting into fixtures	750-751	TOPIC directional	442-443		
SENSOR for fitting into outdoor fixtures	750-751	TOPTOP	704-705		
SENSOR ceiling	750-751	TOPTOP ground	704-705		
SENZA ceiling	648-649	TORINO wall	252-253		
SHARM recessed	386-387	TRAF0	748-749		
SHARP wall	218-219	TRAF0 DIMM	746-747		
SHOW wall	306-307	TRAX for 3-circuit tracks	502-503		
SID wall	232-233	TREEZA bollard	640-641		
SIENA wall	284-285	TRICA wall	294-295		
SIENA for 1-circuit tracks	542-543	TRICA for 1-circuit tracks	544-545		
SINTRA for 3-circuit tracks	524-525	TRICA for 3-circuit tracks	510-511		

G11837	740-741	G13119	736-737	G13944	732-733	R10437	660-661	R11296	170-171		492-493
G11840	740-741	G13120	740-741	G13945	732-733	R10438	660-661	R11297	170-171	R11352	490-491
G11841	740-741	G13122	738-739	G13946	736-737	R10439	660-661	R11299	160-161		492-493
G11849	736-737	G13123	736-737	G13947	734-735	R10441	640-641	R11300	490-491	R11353	490-491
G11852	740-741	G13124	746-747	G13948	734-735	R10444	426-427		492-493		492-493
G11859	742-743	G13125	746-747	G13949	734-735	R10445	234-235	R11301	490-491	R11354	490-491
G11860	742-743	G13147	742-743	G13950	734-735	R10446	236-237		492-493		492-493
G11861	742-743	G13148	742-743	G13951	734-735	R10448	234-235	R11302	490-491	R11355	490-491
G11862	742-743	G13149	742-743	G13952	734-735	R10451	232-233		492-493		492-493
G11867	584-585	G13150	734-735	G13953	734-735	R10454	120-121	R11303	490-491	R11356	490-491
	586-587	G13151	736-737	G13960	740-741	R10455	234-235		492-493		492-493
G11868	582-583	G13152	734-735	G14018	748-749	R10465	236-237	R11304	490-491	R11357	494-495
	586-587	G13154	734-735	R10119	140-141	R10478	38-39		492-493	R11358	490-491
G11869	582-583	G13155	738-739	R10120	140-141	R10479	38-39	R11305	490-491		492-493
G11870	588-589	G13185	742-743	R10122	142-143	R10491	204-205		492-493	R11359	492-493
G11871	588-589	G13306	736-737	R10123	142-143	R10492	108-109	R11306	494-495		494-495
G12065	740-741	G13307	736-737	R10124	134-135	R10493	46-47	R11307	490-491	R11360	490-491
G12067	742-743	G13308	734-735	R10129	244-245	R10500	100-101		492-493		492-493
G12068	742-743	G13309	734-735	R10132	244-245	R10501	46-47	R11308	490-491	R11361	490-491
G12206	740-741	G13310	734-735		690-691	R10509	46-47		492-493		492-493
G12207	740-741	G13311	734-735	R10133	244-245	R10510	48-49	R11309	490-491	R11362	490-491
G12209	742-743	G13406	740-741		740-741	R10511	46-47		492-493		492-493
G12232	740-741	G13407	740-741	R10148	440-441	R10513	32-33	R11310	494-495	R11365	214-215
G12234	740-741	G13453	736-737	R10166	112-113	R10515	66-67	R11311	490-491	R11368	214-215
G12237	736-737	G13454	736-737	R10170	244-245	R10516	34-35		492-493	R11370	574-575
G12243	736-737	G13455	736-737		690-691	R10517	34-35	R11312	490-491	R11371	574-575
G12244	734-735	G13456	738-739	R10171	142-143	R10518	34-35		492-493	R11372	574-575
G12245	734-735	G13457	736-737		316-317	R10519	344-345	R11313	490-491	R11377	214-215
G12246	734-735	G13458	734-735	R10173	316-317	R10520	370-371		492-493	R11381	214-215
G12251	742-743	G13459	734-735	R10178	262-263	R10521	316-317	R11314	490-491	R11383	214-215
G12299	584-585	G13460	734-735	R10204	440-441	R10522	76-77		492-493	R11461	586-587
	586-587	G13461	734-735	R10212	134-135	R10527	700-701	R11315	490-491	R11462	582-583
G12300	582-583	G13462	734-735	R10217	440-441	R10530	698-699		492-493	R11463	582-583
	586-587	G13464	738-739	R10218	440-441	R10532	724-725	R11316	490-491	R11464	214-215
G12340	742-743	G13465	740-741	R10219	446-447	R10536	24-25		492-493	R11465	584-585
G12366	560-561	G13466	740-741	R10251	618-619	R10538	306-307	R11317	490-491	R11466	572-573
G12367	560-561	G13467	738-739	R10252	618-619	R10539	30-31		492-493	R11467	572-573
G12368	560-561	G13468	738-739	R10253	618-619	R10540	30-31	R11318	490-491	R11468	574-575
G12369	560-561	G13469	742-743	R10254	618-619	R10541	304-305		492-493	R11469	574-575
G12370	560-561	G13470	742-743	R10262	194-195	R10542	302-303	R11319	490-491	R11471	590-591
G12371	560-561	G13477	736-737	R10263	194-195	R10543	302-303		492-493	R11472	590-591
G12372	560-561	G13478	738-739	R10264	194-195	R10545	722-723	R11320	490-491	R11473	592-593
G12373	560-561	G13518	734-735	R10265	194-195	R10546	722-723		492-493	R11474	592-593
G12374	560-561	G13528	750-751	R10266	232-233	R10547	636-637	R11321	490-491	R11475	588-589
G12375	560-561	G13545	728-729	R10269	424-425	R10548	636-637	R11321	492-493	R11476	588-589
G12377	560-561	G13546	728-729	R10270	424-425	R10552	654-655	R11322	490-491	R11477	586-587
G12378	560-561	G13547	728-729	R10271	422-423	R10553	646-647		492-493	R11478	586-587
G12582	748-749	G13572	736-737	R10272	426-427	R10554	674-675	R11323	490-491	R11479	582-583
G12723	740-741	G13573	734-735	R10304	416-417	R10555	724-725	R11323	492-493	R11480	582-583
G12724	740-741	G13574	738-739	R10326	140-141	R10557	722-723	R11324	490-491	R11481	584-585
G12725	740-741	G13575	738-739	R10351	670-671	R10558	470-471		492-493	R11482	572-573
G12726	740-741	G13576	738-739	R10352	688-689		714-715	R11325	490-491	R11483	572-573
G12752	750-751	G13577	730-731	R10353	688-689	R10565	394-395		492-493	R11484	590-591
G12753	750-751	G13578	730-731	R10354	688-689	R10566	394-395	R11326	490-491	R11485	590-591
G12754	750-751	G13579	730-731	R10355	688-689	R10572	392-393		492-493	R11486	592-593
G12755	750-751	G13581	734-735	R10356	688-689	R10574	402-403	R11327	490-491	R11487	592-593
G12756	750-751	G13655	740-741	R10361	652-653	R10576	100-101		492-493	R11488	588-589
G12757	750-751	G13656	740-741	R10362	652-653	R10578	66-67	R11328	490-491	R11489	588-589
G12758	750-751	G13657	740-741	R10363	652-653	R10580	220-221		492-493	R11490	582-583
G12759	750-751	G13670	84-85	R10364	692-693		776-777	R11329	490-491	R11491	582-583
G12983	748-749		174-175	R10365	692-693	R10581	76-77		492-493	R11492	214-215
G12984	748-749	G13671	84-85	R10366	692-693	R10582	160-161	R11330	490-491	R11493	584-585
G12985	738-739		174-175	R10367	640-641	R10584	78-79		492-493	R11494	572-573
G13002	746-747	G13672	84-85	R10368	640-641	R10586	392-393	R11331	490-491	R11495	572-573
G13003	746-747	G13700	730-731	R10372	630-631	R10587	392-393		492-493	R11496	574-575
G13004	746-747	G13705	740-741	R10374	134-135	R10588	190-191	R11332	490-491	R11497	574-575
G13006	748-749	G13706	740-741	R10379	710-711	R10591	316-317		492-493	R11498	574-575
G13008	746-747	G13715	738-739	R10380	640-641	R10598	476-477	R11333	490-491	R11500	590-591
G13009	748-749	G13722	740-741	R10382	652-653	R10602	306-307		492-493	R11501	590-591
G13013	734-735	G13723	740-741	R10383	652-653	R10604	302-303	R11334	490-491	R11502	592-593
G13014	736-737	G13724	740-741	R10384	674-675	R10605	30-31		492-493	R11503	592-593
G13015	736-737	G13725	736-737	R10385	650-651	R10612	188-189	R11335	490-491	R11504	214-215
G13020	742-743	G13728	730-731	R10386	650-651	R10613	188-189		492-493	R11505	588-589
G13021	734-735	G13749	86-87	R10387	662-663	R10614	188-189	R11336	490-491	R11506	588-589
G13022	734-735	G13750	86-87	R10388	694-695	R10615	604-605		492-493	R11507	586-587
G13023	734-735	G13751	86-87	R10395	400-401	R10616	602-603	R11337	490-491	R11508	586-587
G13024	734-735	G13798	558-559	R10395/12	400-401	R10617	602-603		492-493	R11509	214-215
G13026	736-737	G13799	558-559	R10398	680-681	R10618	602-603	R11338	490-491	R11510	584-585
G13027	736-737	G13800	556-557	R10399	680-681	R10620	26-27		492-493	R11511	592-593
G13028	736-737 </										

R11549	584-585		R11753	670-671	R11909	598-599	R12046	428-429	R12267	532-533	R12365	230-231
R11550	592-593			694-695	R11910	598-599	R12047	134-135		534-535	R12379	338-339
R11551	588-589			702-703	R11911	598-599	R12048	100-101	R12268	532-533	R12380	14-15
R11552	588-589	R11754		702-703	R11912	598-599	R12050	430-431		534-535	R12381	20-21
R11553	586-587	R11755		702-703	R11913	598-599	R12052	430-431	R12269	532-533	R12382	20-21
R11554	586-587			704-705	R11914	598-599	R12053	430-431		534-535	R12383	20-21
R11555	582-583	R11756		46-47	R11915	598-599	R12054	32-33	R12270	532-533	R12384	20-21
R11556	582-583	R11758		306-307	R11916	598-599	R12055	42-43		534-535	R12388	580-581
R11557	214-215	R11759		346-347	R11917	598-599	R12056	42-43	R12271	532-533	R12389	580-581
R11558	584-585	R11761		32-33	R11918	598-599	R12057	66-67		534-535	R12392	578-579
R11559	592-593	R11765		70-71	R11919	598-599	R12059	504-505	R12272	532-533	R12393	578-579
R11560	214-215	R11766		70-71	R11920	598-599	R12060	504-505		534-535	R12394	66-67
R11561	588-589	R11768		512-513	R11922	598-599	R12062	462-463	R12273	532-533	R12395	66-67
R11562	588-589	R11769		512-513	R11923	598-599	R12063	162-163		532-533	R12396	68-69
R11563	586-587	R11770		128-129	R11924	598-599	R12064	174-175	R12274	532-533	R12397	68-69
R11564	586-587	R11771		128-129	R11925	598-599	R12072	490-491		534-535	R12398	190-191
R11565	582-583	R11772		128-129	R11926	598-599		492-493	R12275	532-533	R12399	190-191
R11566	582-583			314-315	R11927	598-599	R12073	490-491		534-535	R12400	190-191
R11567	214-215	R11773		128-129	R11929	598-599		492-493	R12276	532-533	R12401	192-193
R11568	584-585			314-315	R11930	598-599	R12074	490-491		534-535	R12402	192-193
R11569	592-593	R11774		594-595	R11931	598-599		492-493	R12277	532-533	R12403	192-193
R11570	214-215	R11775		594-595	R11932	598-599	R12076	292-293		534-535	R12404	192-193
R11573	582-583	R11776		594-595	R11933	598-599	R12077	292-293	R12278	532-533	R12405	192-193
R11574	582-583	R11777		594-595	R11934	598-599	R12078	292-293		534-535	R12406	192-193
R11575	214-215	R11778		596-597	R11935	598-599	R12081	70-71	R12279	532-533	R12407	200-201
R11576	584-585	R11779		596-597	R11936	598-599	R12082	70-71		534-535	R12409	200-201
R11577	572-573	R11780		596-597	R11937	598-599	R12083	70-71	R12280	532-533	R12412	502-503
R11578	572-573	R11781		596-597	R11938	598-599	R12084	70-71		534-535	R12413	502-503
R11579	574-575	R11782		596-597	R11939	598-599	R12085	64-65	R12281	532-533	R12416	14-15
R11580	574-575	R11783		596-597	R11940	598-599	R12086	64-65		534-535	R12418	26-27
R11581	574-575	R11784		596-597	R11941	598-599	R12091	254-255	R12282	532-533	R12420	632-633
R11582	590-591	R11785		596-597	R11942	598-599	R12092	254-255		534-535	R12421	632-633
R11583	590-591	R11786		596-597	R11943	598-599	R12094	518-519	R12283	532-533	R12434	170-171
R11584	582-583	R11787		596-597	R11944	598-599	R12095	518-519		534-535	R12439	170-171
R11585	582-583	R11788		596-597	R11945	598-599	R12100	522-523	R12284	532-533	R12440	172-173
R11586	214-215	R11789		596-597	R11946	672-673	R12101	524-525		534-535	R12441	172-173
R11587	584-585	R11791		610-611	R11947	642-643	R12102	524-525	R12285	532-533	R12442	172-173
R11588	572-573	R11795		594-595	R11948	702-703	R12103	528-529		534-535	R12443	172-173
R11589	572-573	R11796		594-595	R11949	708-709	R12106	530-531	R12286	532-533	R12446	72-73
R11590	574-575	R11797		594-595	R11950	708-709	R12107	530-531		534-535	R12447	72-73
R11591	574-575	R11798		594-595	R11951	708-709	R12108	530-531	R12287	532-533	R12448	130-131
R11592	574-575	R11799		604-605	R11953	708-709	R12109	530-531		534-535	R12449	130-131
R11593	590-591	R11800		574-575	R11954	708-709	R12110	530-531	R12288	532-533	R12450	130-131
R11594	590-591	R11802		584-585	R11957	118-119	R12111	530-531		534-535	R12451	130-131
R11597	574-575	R11803		584-585	R11959	228-229	R12112	530-531	R12289	532-533	R12452	130-131
R11599	586-587	R11804		584-585	R11960	234-235	R12113	530-531		534-535	R12453	130-131
R11600	586-587	R11805		584-585	R11963	704-705	R12114	530-531	R12290	532-533	R12454	130-131
R11607	582-583	R11806		584-585	R11964	674-675	R12115	154-155		534-535	R12455	130-131
R11608	582-583	R11809		584-585	R11967	114-115	R12120	160-161	R12291	532-533	R12458	60-61
R11611	592-593	R11810		584-585		654-655	R12121	160-161		534-535	R12459	60-61
R11616	592-593	R11811		584-585	R11968	114-115	R12181	460-461	R12292	532-533	R12461	280-281
R11634	592-593	R11812		590-591		654-655	R12187	460-461		534-535	R12462	346-347
R11639	592-593	R11813		590-591	R11973	336-337	R12196	100-101	R12293	532-533		370-371
R11676	16-17	R11814		590-591	R11976	218-219	R12197	100-101		534-535	R12464	332-333
R11678	48-49	R11815		590-591	R11978	54-55	R12198	108-109	R12294	532-533	R12465	332-333
R11679	48-49	R11816		590-591	R11982	222-223	R12199	108-109		534-535	R12466	364-365
R11680	116-117	R11817		590-591	R11983	336-337	R12201	100-101	R12295	532-533	R12467	364-365
R11682	390-391	R11819		590-591	R11984	366-367	R12202	100-101		534-535	R12470	360-361
R11683	390-391	R11820		590-591	R11986	326-327	R12214	618-619	R12296	532-533	R12471	122-123
R11684	390-391	R11822		590-591	R11989	52-53	R12216	618-619		534-535	R12473	280-281
R11685	390-391	R11823		64-65	R11990	616-617	R12217	196-197	R12297	532-533	R12474	346-347
R11686	390-391	R11824		64-65	R11991	616-617	R12218	196-197		534-535	R12475	370-371
R11687	72-73	R11872		600-601	R11992	614-615	R12219	196-197	R12298	532-533	R12476	282-283
R11688	72-73	R11873		600-601	R11993	198-199	R12220	200-201		534-535	R12477	52-53
R11689	72-73	R11874		600-601	R11996	198-199	R12222	618-619		510-511	R12478	52-53
R11690	72-73	R11875		600-601	R11998	198-199	R12223	618-619	R12305	510-511	R12479	54-55
R11691	72-73	R11876		600-601	R12006	510-511	R12224	618-619	R12306	510-511	R12480	224-225
R11692	72-73	R11877		600-601	R12007	510-511	R12225	618-619	R12307	510-511	R12481	218-219
R11694	502-503	R11878		600-601	R12009	444-445	R12226	618-619	R12308	544-545	R12482	224-225
R11698	68-69	R11879		600-601	R12010	680-681	R12227	618-619	R12310	544-545	R12483	26-27
R11699	68-69	R11880		600-601	R12012	692-693	R12228	618-619	R12312	510-511	R12484	330-331
R11700	68-69	R11881		600-601	R12013	474-475	R12229	618-619	R12313	510-511	R12485	358-359
R11701	68-69	R11882		600-601	R12013	716-717	R12230	618-619	R12314	544-545	R12486	340-341
R11706	32-33	R11883		600-601	R12014	474-475	R12254	532-533	R12316	544-545	R12487	358-359
R11707	68-69	R11884		600-601		716-717		534-535	R12317	510-511	R12488	324-325
R11715	38-39	R11885		600-601	R12015	474-475	R12255	532-533	R12318	510-511	R12489	356-357
R11724	512-513	R11886		600-601		716-717		534-535	R12319	510-511	R12493	62-63

R12515	642-643		R12615	712-713	R12743	246-247	R12888	450-451	R13067	458-459	R13243	386-387
R12516	134-135			472-473	R12744	246-247	R12889	450-451	R13068	458-459	R13244	386-387
R12517	134-135			712-713	R12745	132-133	R12890	450-451	R13069	458-459	R13245	386-387
R12525	654-655	R12616		472-473	R12746	398-399	R12894	124-125	R13070	458-459	R13246	386-387
R12527	428-429			712-713	R12747	398-399	R12896	306-307	R13071	458-459	R13247	386-387
R12528	466-467	R12618		472-473	R12748	446-447	R12897	306-307	R13072	458-459	R13248	386-387
	714-715			712-713	R12749	398-399	R12898	308-309	R13073	152-153	R13249	386-387
R12529	466-467	R12619		472-473	R12750	446-447	R12900	418-419	R13076	152-153	R13250	388-389
	716-717			712-713	R12751	118-119	R12901	204-205	R13077	152-153	R13251	388-389
R12530	480-481	R12621		472-473	R12760	452-453		260-261	R13078	152-153	R13252	388-389
	720-721			712-713	R12761	452-453	R12902	204-205	R13082	152-153	R13253	388-389
R12531	480-481	R12626		638-639	R12763	452-453	R12902	260-261	R13083	166-167	R13254	388-389
	720-721	R12627		476-477	R12764	452-453	R12903	202-203	R13084	166-167	R13255	388-389
R12533	478-479			716-717	R12765	452-453		260-261	R13085	166-167	R13256	388-389
	718-719	R12628		476-477	R12766	452-453	R12904	202-203	R13086	166-167	R13257	388-389
R12534	478-479			716-717	R12767	452-453		260-261	R13087	166-167	R13258	388-389
	718-719	R12633		130-131	R12768	452-453	R12905	202-203	R13088	166-167	R13259	388-389
R12535	478-479	R12634		130-131	R12770	452-453	R12906	202-203	R13089	166-167	R13260	388-389
	718-719	R12635		432-433	R12771	452-453	R12907	202-203	R13090	166-167	R13261	388-389
R12536	478-479	R12636		432-433	R12772	452-453	R12908	202-203	R13091	166-167	R13262	388-389
	718-719	R12637		296-297	R12773	452-453	R12911	398-399	R13104	298-299	R13263	388-389
R12537	478-479			432-433	R12774	452-453	R12912	288-289	R13105	298-299	R13264	388-389
	718-719	R12638		296-297	R12775	456-457	R12913	288-289	R13106	298-299	R13267	158-159
R12538	478-479			432-433	R12776	456-457	R12914	288-289	R13107	298-299	R13268	158-159
	718-719	R12639		194-195	R12777	456-457	R12915	288-289	R13108	298-299	R13271	28-29
R12539	262-263	R12640		194-195	R12778	456-457	R12916	288-289	R13109	298-299	R13275	30-31
	710-711	R12641		194-195	R12780	456-457	R12917	288-289	R13113	576-577	R13276	18-19
R12540	262-263	R12651		226-227	R12781	456-457	R12918	288-289	R13113	610-611	R13278	572-573
	710-711	R12652		226-227	R12782	456-457	R12919	288-289	R13114	576-577	R13279	572-573
R12541	262-263	R12654		608-609	R12783	456-457	R12920	288-289	R13114	610-611	R13280	24-25
	710-711	R12655		468-469	R12784	456-457	R12921	288-289	R13126	420-421	R13281	572-573
R12542	262-263	R12656		468-469	R12785	456-457	R12922	288-289	R13127	454-455	R13282	226-227
	710-711	R12657		404-405	R12786	456-457	R12923	288-289	R13128	454-455	R13283	340-341
R12544	262-263	R12659		404-405	R12787	456-457	R12924	288-289	R13130	454-455	R13284	218-219
	710-711	R12660		404-405	R12788	456-457	R12925	288-289	R13131	454-455	R13284	608-609
R12545	262-263	R12661		390-391	R12789	456-457	R12926	288-289	R13132	458-459	R13285	20-21
	710-711			724-725	R12790	150-151	R12927	616-617	R13133	458-459	R13288	428-429
R12547	262-263	R12663		44-45	R12791	150-151	R12930	616-617	R13134	458-459	R13289	18-19
	710-711	R12664		44-45	R12792	150-151	R12931	16-17	R13135	458-459	R13290	18-19
R12548	636-637	R12665		330-331	R12794	150-151	R12932	56-57	R13137	152-153	R13293	338-339
R12551	238-239	R12666		360-361	R12795	150-151	R12933	56-57	R13138	152-153	R13294	338-339
	656-657	R12667		136-137	R12798	150-151	R12934	56-57	R13139	152-153	R13295	338-339
	666-667	R12668		136-137	R12799	150-151	R12935	56-57	R13141	152-153	R13296	16-17
R12552	248-249	R12669		132-133	R12800	150-151	R12940	344-345	R13142	166-167	R13297	16-17
R12552	688-689	R12670		128-129	R12804	150-151	R12942	304-305	R13143	166-167	R13298	14-15
R12553	248-249	R12672		138-139	R12805	164-165	R12943	308-309	R13144	166-167	R13300	434-435
	688-689	R12673		138-139	R12806	164-165	R12944	304-305	R13145	166-167	R13302	434-435
R12555	250-251	R12674		354-355	R12807	164-165	R12945	304-305	R13157	148-149	R13303	612-613
	688-689	R12675		342-343	R12808	164-165	R12947	610-611	R13158	158-159	R13304	612-613
R12556	240-241	R12677		250-251	R12810	164-165	R12949	184-185	R13163	538-539	R13315	22-23
	676-677	R12678		250-251	R12811	164-165	R12950	184-185	R13164	148-149	R13316	22-23
R12557	240-241	R12679		248-249	R12812	164-165		256-257	R13171	502-503	R13319	22-23
	676-677	R12680		248-249	R12813	164-165	R12951	184-185	R13172	502-503	R13320	334-335
R12559	662-663	R12681		136-137	R12814	164-165		256-257	R13173	502-503	R13321	22-23
R12560	668-669	R12682		136-137	R12815	164-165	R12954	256-257	R13177	148-149	R13324	330-331
R12561	668-669	R12684		136-137	R12816	164-165	R12955	220-221	R13178	148-149	R13325	330-331
R12562	672-673	R12685		470-471	R12817	164-165		276-277	R13182	60-61	R13328	74-75
R12563	664-665			714-715	R12818	164-165	R12956	222-223	R13183	60-61		144-145
R12564	664-665	R12686		470-471	R12823	504-505		276-277	R13184	60-61	R13329	74-75
R12565	664-665			714-715	R12824	504-505	R12957	222-223	R13201	554-555		144-145
R12566	664-665	R12687		466-467	R12825	238-239		280-281	R13202	554-555	R13330	74-75
R12567	666-667	R12688		466-467		656-657	R12960	690-691	R13203	554-555	R13331	74-75
R12568	662-663	R12690		474-475	R12827	250-251	R12963	460-461	R13204	554-555	R13332	74-75
R12569	662-663	R12691		692-693		688-689	R12965	460-461	R13205	546-547		144-145
R12571	692-693	R12695		432-433	R12829	686-687	R12973	168-169	R13206	546-547	R13333	74-75
R12573	252-253	R12696		432-433	R12831	248-249	R12977	544-545	R13207	516-517		144-145
	660-661	R12697		436-437		686-687	R12978	544-545	R13208	516-517	R13334	74-75
R12574	252-253	R12699		436-437	R12832	248-249	R12982	696-697	R13209	548-549		144-145
	660-661	R12700		436-437		686-687	R12986	310-311	R13210	548-549	R13335	74-75
R12575	246-247	R12702		436-437	R12839	126-127	R12989	368-369	R13211	554-555	R13337	186-187
R12576	474-475	R12703		436-437	R12840	126-127	R12990	60-61	R13212	552-553	R13338	324-325
	716-717	R12704		436-437	R12842	146-147	R12991	60-61	R13213	552-553	R13339	612-613
R12577	474-475	R12705		436-437	R12843	146-147	R12992	60-61	R13214	552-553	R13340	612-613
	716-717	R12707		434-435	R12844	146-147	R12993	538-539	R13215	526-527	R13344	578-579
R12578	696-697	R12709		436-437	R12845	146-147	R12994	538-539	R13216	526-527	R13345	18-19
R12579	698-699	R12710		436-437	R12846	76-77	R12995	502-503	R13217	526-527	R13346	540-541
R12580	700-701	R12711		436-437	R12848	156-157	R12996	502-503	R13218	522-523	R13347	540-541
R12581	192-193	R12712		436-437	R12849	156-157	R12997	502-503	R13221	384-385	R13348	506-507
R12583	604-605	R12713		436-437	R12850	156-157	R12998	232-233	R13222	384-385	R13349	506-507
R12584	604-605	R12716		394-395	R12851	156-157	R12999	228-229	R13223	384-385	R13350	504-541
R12585	242-243	R12717		394-395	R12852	78-79	R13000	504-505	R13224	384-385	R13351	504-541
	684-685	R12718		82-83	R12853	78-79	R13048	70-71	R13225	384-385	R13352	508-509
R12587	252-253	R12719		82-83	R12854	438-439	R13049	584-585	R13226	384-385	R13353	508-509
R12589	238-239	R12720		82-83	R12856	438-439	R13050	584-585	R13227	384-385	R13360	24-25
R12590	246-247	R12721		82-83	R12857	438-439	R13051	582-583	R13228	384-385	R13361	140-141
R12591	246-247	R12722		462-463	R12858	438-439	R13052	582-583	R13229	384-385	R13362	140-141
R12592	242-243	R12729		136-137	R12870	450-451	R13053	454-455	R13230	384-385	R13363	126-127
R12593	242-243	R12730		136-137	R12871	450-451	R13054	454-455	R13231	384-385		312-313
R12595	252-253	R12731		136-137	R12872	450-451	R13055	454-455	R13232	384-385		126-127
R12596	238-239	R12732		136-137	R12875	450-451	R13056	454-455	R13233	384-385	R13364	312-313
R12598	248-249	R12733		136-137	R12876	450-451	R13058	454-455	R13234			

R13374	294-295	R13554	188-189	R13652	42-43	R13776	500-501	R13897	64-65	R14004	408-409
R13375	294-295		258-259	R13653	358-359	R13777	62-63	R13898	64-65	R14005	412-413
R13376	294-295	R13555	184-185	R13654	642-643	R13778	62-63	R13899	64-65	R14006	414-415
R13377	208-209		258-259	R13658	42-43	R13779	312-313	R13900	64-65	R14007	410-411
	274-275	R13556	310-311	R13660	368-369	R13780	312-313	R13901	310-311	R14008	410-411
R13378	208-209	R13558	344-345	R13661	220-221	R13781	536-537	R13902	310-311	R14009	410-411
	274-275	R13559	682-683		276-277	R13782	536-537	R13903	342-343	R14010	414-415
R13379	208-209	R13560	682-683	R13662	220-221	R13783	500-501	R13904	342-343	R14011	406-407
	274-275	R13561	680-681		276-277	R13784	500-501	R13905	342-343	R14012	412-413
R13380	208-209	R13562	246-247	R13663	328-329	R13788	14-15	R13906	342-343	R14013	412-413
	274-275		670-671	R13664	328-329	R13789	116-117	R13907	338-339	R14014	414-415
R13391	446-447	R13563	658-659	R13665	366-367	R13790	118-119	R13908	58-59	R14015	414-415
R13394	356-357	R13564	658-659	R13666	366-367	R13791	116-117	R13909	58-59	R14016	406-407
R13397	24-25	R13565	658-659	R13667	394-395	R13792	228-229	R13910	58-59	R14017	408-409
R13398	28-29	R13566	464-465	R13668	394-395		678-679	R13911	58-59	R14019	50-51
R13401	452-453		722-723	R13676	96-97	R13793	678-679	R13912	58-59	R14020	50-51
R13402	452-453	R13567	464-465	R13677	96-97	R13794	678-679	R13913	58-59	R14021	50-51
R13404	150-151		722-723	R13678	96-97	R13795	120-121	R13914	284-285	R14022	50-51
R13405	150-151	R13568	700-701	R13679	96-97	R13796	646-647		300-301	R14023	50-51
R13417	578-579	R13569	658-659	R13680	98-99	R13797	646-647	R13915	284-285	R14024	50-51
R13418	28-29	R13570	148-149	R13681	98-99	R13807	122-123		300-301	R14025	50-51
R13419	28-29	R13571	278-279	R13682	104-105	R13808	122-123	R13916	300-301	R14026	50-51
R13423	280-281	R13582	448-449	R13683	104-105	R13809	616-617	R13917	300-301	R14027	50-51
R13429	346-347	R13583	448-449	R13684	104-105	R13814	516-517	R13918	290-291	R14028	50-51
R13430	396-397	R13584	448-449		124-125	R13815	518-519	R13919	290-291	R14029	50-51
R13432	396-397	R13585	448-449	R13685	104-105	R13816	528-529	R13920	290-291	R14030	50-51
R13433	228-229	R13586	448-449		124-125	R13817	528-529	R13921	290-291	R14031	340-341
R13435	230-231	R13587	448-449	R13686	102-103	R13818	528-529	R13922	290-291	R14032	340-341
R13436	236-237	R13588	448-449	R13687	102-103	R13819	524-525	R13923	290-291	R14033	326-327
R13437	614-615	R13589	448-449	R13688	102-103	R13821	50-51	R13924	290-291	R14034	332-333
R13438	120-121	R13590	448-449	R13689	106-107	R13822	50-51	R13925	290-291	R14035	328-329
R13439	724-725	R13591	448-449	R13690	106-107	R13823	50-51	R13926	540-541	R14036	334-335
R13441	454-455	R13598	400-401	R13691	206-207	R13824	44-45	R13927	540-541	R14037	326-327
R13442	454-455	R13599	400-401		272-273	R13825	44-45	R13928	508-509	R14038	326-327
R13444	152-153	R13600	400-401	R13692	36-37	R13826	40-41	R13929	508-509	R14039	328-329
R13445	152-153	R13601	400-401	R13693	106-107	R13827	40-41	R13930	632-633	R14040	322-323
R13446	538-539	R13602	392-393	R13694	106-107	R13841	576-577	R13931	632-633	R14041	322-323
R13450	110-111	R13603	404-405	R13695	206-207	R13842	238-239	R13932	632-633	R14042	324-325
	648-649	R13604	398-399		272-273	R13843	148-149	R13933	264-265	R14043	352-353
R13451	110-111	R13605	404-405	R13696	206-207	R13844	148-149		706-707	R14044	352-353
	648-649	R13606	110-111		272-273	R13848	538-539	R13934	264-265	R14045	352-353
R13452	110-111	R13607	110-111	R13697	114-115	R13849	538-539		706-707	R14046	352-353
	648-649	R13608	110-111	R13698	114-115	R13851	158-159	R13935	264-265	R14047	332-333
R13471	132-133	R13609	250-251	R13703	206-207	R13852	188-189		706-707	R14048	332-333
R13472	132-133	R13609	674-675	R13703	272-273		258-259	R13936	642-643	R14049	332-333
R13473	132-133	R13610	250-251	R13704	206-207	R13853	186-187	R13938	158-159	R14050	332-333
R13474	132-133		674-675		272-273		258-259	R13939	158-159	R14051	332-333
R13475	132-133	R13611	250-251	R13707	162-163	R13854	518-519	R13940	60-61	R14052	332-333
R13476	132-133		674-675	R13708	162-163	R13855	516-517	R13941	282-283	R14053	332-333
R13479	146-147	R13612	278-279	R13709	80-81	R13856	516-517	R13942	368-369	R14054	332-333
R13480	146-147	R13613	278-279	R13710	80-81	R13857	526-527	R13944	466-467	R14055	334-335
R13481	146-147	R13614	630-631	R13711	162-163	R13858	526-527	R13955	466-467	R14056	334-335
R13482	146-147	R13615	254-255	R13712	162-163	R13859	524-525	R13956	466-467	R14057	334-335
R13483	146-147		656-657	R13713	80-81	R13860	550-551	R13957	466-467	R14058	334-335
R13484	146-147		672-673	R13714	80-81	R13861	550-551	R13958	474-475	R14059	334-335
R13485	146-147		146-147	R13720	552-553	R13862	552-553	R13963	548-549	R14060	334-335
R13486	146-147		146-147	R13721	520-521	R13863	552-553	R13964	546-547	R14061	334-335
R13487	156-157	R13616	672-673	R13726	554-555	R13864	564-565	R13965	546-547	R14062	334-335
R13488	156-157	R13617	704-705	R13730	154-155	R13865	564-565	R13966	546-547	R14063	336-337
R13489	156-157	R13618	704-705	R13731	496-497	R13866	564-565	R13967	514-515	R14064	336-337
R13490	156-157	R13619	600-661	R13732	496-497	R13867	128-129	R13968	514-515	R14065	354-355
R13492	606-607	R13620	476-477	R13735	186-187		314-315	R13969	514-515	R14066	354-355
R13493	606-607		718-719		258-259	R13868	128-129	R13970	554-555	R14067	356-357
R13494	606-607	R13621	476-477	R13736	240-241		314-315	R13971	554-555	R14068	356-357
R13495	606-607	R13621	718-719		676-677	R13869	128-129	R13972	554-555	R14069	362-363
R13496	130-131	R13622	648-649	R13737	240-241		314-315	R13973	554-555	R14070	362-363
R13497	542-543	R13623	648-649		676-677	R13870	542-543	R13974	522-523	R14071	362-363
R13498	542-543	R13624	650-651	R13738	240-241	R13871	542-543	R13975	522-523	R14072	362-363
R13499	506-507	R13625	650-651		676-677	R13872	542-543	R13976	522-523	R14073	360-361
R13500	506-507	R13626	112-113	R13739	240-241	R13873	506-507	R13977	522-523	R14074	364-365
R13501	130-131		648-649		676-677	R13874	506-507	R13978	548-549	R14075	364-365
R13502	682-683	R13627	112-113	R13742	98-99	R13875	506-507	R13979	520-521	R14076	364-365
R13503	650-651		648-649	R13743	148-149	R13876	128-129	R13980	552-553	R14077	364-365
R13504	668-669	R13628	112-113	R13745	36-37		314-315	R13981	552-553	R14078	364-365
R13505	644-645		650-651	R13746	36-37		506-507	R13982	552-553	R14079	362-363
R13507	644-645		112-113	R13747	36-37		542-543	R13983	526-527	R14080	362-363
R13508	644-645	R13629	650-651	R13748	28-29	R13877	128-129	R13984	526-527	R14081	362-363
R13509	644-645		698-699	R13752	40-41		314-315	R13985	526-527	R14082	362-363
R13510	650-651	R13630	650-651	R13753	40-41		506-507	R13986	550-551	R14083	362-363
R13511											



 **rendl light studio**

www.rendl.com